

DEFINE YOUR GMAT STRATEGY

& YOUR OWN STUDY Plan

Agenda of the Session

1

DEFINE YOUR STRATEGY



1. Define your target split
2. Set up a plan

2

Execute Your Strategy



Ensure that you study the right thing from the right source

What kind of questions should you ask

OK TO ASK

1. If I am proposing a strategy and you want to evaluate an alternate route
2. If you don't agree with something that I have said.
3. If you want to dig deeper into the examples that I am taking (to uncover the assumptions)

PLEASE AVOID!!

1. How many questions do you need to get correct to get 35
2. I have been preparing for 4 months but cannot get my Verbal score to improve.
3. GMAT scoring in India is different than in US
4. Other questions of this kind

Part 1: Defining your Strategy

AGENDA

- 1 Defining your target split
- 2 Creating a study plan



This session and advice is for the average non-native test taker. Please ensure that you carefully evaluate whether and how this advice applies to you. E-GMAT and its employees do not provide any guarantees and are not liable.

Strategy: What does it mean and why do we need one...

Strategy: A plan of action designed to achieve a particular goal.

Good Strategy: Provides maximum benefit with the least input by capitalizing on strengths... and overcoming the weakness

Hallmarks of Good strategy:

1. Define a goal.
2. Analyze the situation and your current strengths
3. Have good assumptions.
4. Plan and execute.

**TAKE
AWAY**

A good strategy is personal, is devised by you, and has numerous checks to ensure that you are going in the right direction.

Building Common Ground

- ☺ Addressing myths and misconceptions
- ☺ Agreeing on path forward



Building Common Ground.....

Verbal Score >> Quant Score

Impact: Lack of focus on quant leads to un-realized potential

Truth: Verbal only slightly more important than quant.

GMAT Score	Quant Score	Verbal Score
700	43 (68)	43 (96)
700	50 (94)	34 (69)
700	49 (88)	36 (78)
700	47 (79)	40 (89)



80/80 Split very important

Truth: Overall GMAT score is more important

Ask an **adcom**, all things equal which score would she prefer 700 (Q50, V34) or 670 (Q47, V36)

TAKE AWAY

1. Quant score -9/10 = Verbal score with the same percentile
2. Total score for a target GMAT score more or less independent.

Breakout scores for 700 for a good applicant:

	Quant whiz	Engineer	Commence/Art student
Target Quant Score	Q = 50, 51	Q = 47-49	Q = 44-46
Target Quant Percentile	94%-99%	77% - 88%	70% - 77%
Target Verbal Score	V = 34/35	V = 37/38	V = 40-43
Target Verbal Percentile	66%-69%	78% - 81%	87% - 95%
Ensure Quant score.	Q = 49	Q = 46/47	Q = does not matter

**TAKE
AWAY**

Capitalize on your strengths first before focusing on the weakness.

Various sections on the GMAT

1

Comprehend

Reading
Comprehension

- Absorb information

2

Decide

Critical
Reasoning

- Justify and Make decisions

3

Direct

Sentence
Correction

- Understand
- Communicate

Which of the three does Integrated Reasoning test you on?

**TAKE
AWAY**

Every Section has a purpose and requires certain skills to master

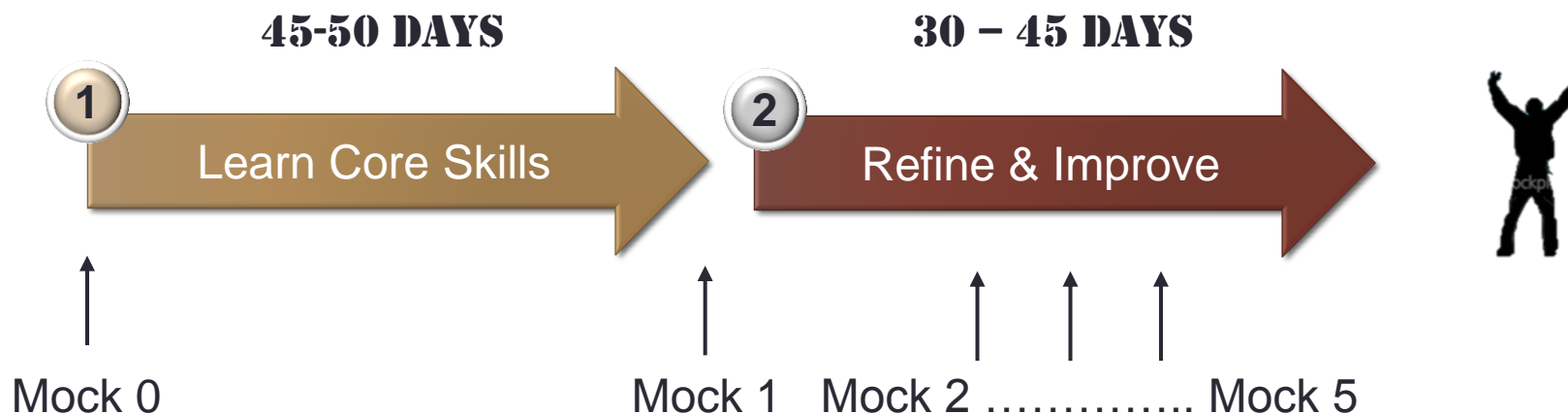
Creating your Study Plan

An integrated approach using e-GMAT and Grockit

~ October 2011 ~

Sunday	Monday	Tuesday	Wednesday	Thursday	Friday	Saturday
						1 (630, Q47, V30) (RC 7/13, CR 8/12, SC 8/16)
						Define your Q Weakness
2	3	4	5	6	7	8
Work on your Q Weakness - revise theory	Work on your Q Weakness -	Work on your Q Weakness -	Prepare for next mock. Revise all previous mocks and all sections	 Mock test	Revise mock, notice the area for improvement	Tackle SC
9	10	11	12	13	14	15
Tackle SC	SC	SC	SC	SC	Prepare for next mock. Revise all previous mocks and all sections	Prepare for next mock. Revise all previous mocks and all sections
16	17	18	19	20	21	22
 Mock test	 Break	RC (holiday)	RC	RC	RC	RC
23	24	25	26	27	28	29
Prepare for next mock. Revise all previous mocks and all sections	 Mock test	CR	CR	CR	CR	Prepare for next mock. Revise all previous mocks and all sections
30	31	Notes:				
 Mock test						

High level 90 day plan



- ⇒ Assumptions: 20 hrs per week; 4 weeks per month (2 days off)
- ⇒ Access to OG and other relevant material

**TAKE
AWAY**

Most non-natives require 200+ hrs of effort to achieve their dream score

Core Skills required by the GMAT

Read and
Comprehend a
sentence

Ability to read a sentence and understand its meaning. What do the modifiers connect? What can be inferred from the sentence.

Meaning

Understand
author's
viewpoint and
assumptions

Ability to read recommendations, conclusions, predictions and how and why they are made.

Prethinking

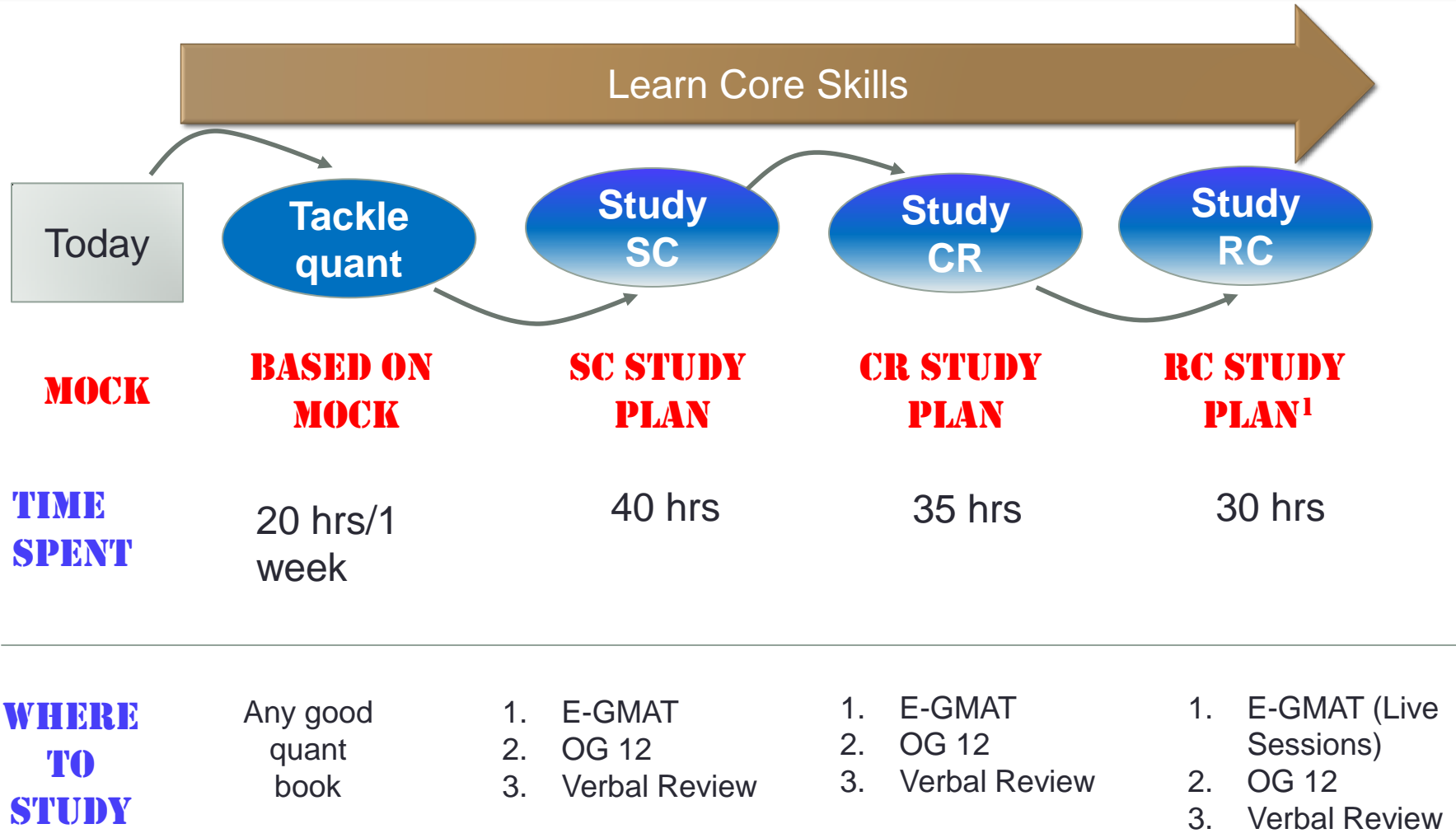
Read long
passages and
connect
information

Ability to comprehend multiple thoughts into a single theme

**TAKE
AWAY**

You need to perform reasonably on these core skills to be able to apply the core concepts on real GMAT problems

Use Case: Engineer, who has recently scored 560 on the Mock 0



Sentence Correction

Verbal Score
< 30

Verbal Score
> 30

Type of Learning	Concept	Time (hours)
Concept	Subject Verb - Must Exist	0.5
Concept	Subject Verb - Agree in Number	0.5
Concept	Subject Verb - Always Singular Subjects	0.5
Concept	Pronouns	0.5
Concept	Verb Tenses - I	0.5
Concept	Verb Tenses - II	0.75
Concept	Verb Sequencing	0.75
Process	Level 1 Application file 1	1
Process	OG questions L1 App File 1	2
Concept	Introduction to Modifiers	0.25
Concept	Types of Modifiers	0.5
Concept	Correcting modifier errors	0.5
Concept	Introduction to parallelism	0.25
Concept	Parallelism identify and correct	0.5
Concept	Parallelism helpful tips	0.5
Concept	Idioms standard expressions	0.5
Concept	Idioms - quantities	0.5
Process	Level 1 Application file 2	1
Process	OG questions L1 App File 2	2
Process	Level 1 Application file 3	1
Process	OG questions L1 App File 3	1.25
Process	Level 1 Qualifying exercise	1
Process	Level 2 Application file 1	1
Process	OG questions L2 App File 1	1.5
Concept	Subject Verb- Make sense	0.5
Concept	Subject Verb - Words that change number	0.5
Concept	Verb - Conditional	0.5
Concept	Verb - Subjunctive	0.5
Process	Level 2- Application file 2	1
Process	OG questions L2 App File 2	1
Concept	Modifiers - Relative pronouns	0.75
Concept	Modifiers - Verbing	0.75
Concept	Parallelism Comparisons	0.75
Concept	Idioms - Comparisons	0.5
Concept	Idioms Functions I	0.5
Concept	Idioms Functions II	0.5
Process	Level 2 application file 3	1.5
Process	OG questions L2 App File 3	2.5
Process	Level 2- qualifying exercise	1
Process	L3 Application File 1	1
Process	L3 Application File 2	1
Process	OG questions L3 App File	2
Process	L3 Application File 3	1
Process	OG questions L3 App File	2
Process	L3 Qualifying Exercise	1

Level 1

16 HRS

8 HRS

Level 2

16 HRS

14 HRS

Level 3

8 HRS

8 HRS




SC Course	Total Time	40
-----------	------------	----

Sentence Correction Schedule – an Example

Follow this schedule if your verbal score is more than 30

Assumptions: 2 hours Mon - Fri
4 hours Sat - Sun

e-GMAT SC Schedule

Sunday	Monday	Tuesday	Wednesday	Thursday	Friday	Saturday	
Notes:	1 SV - Must Exist SV - Agree in Number SV - Always Singular Subjects Pronouns Verb Tenses - I Verb Tenses - II Verb Sequencing Idioms standard expressions	2 Level 1 Application file 1 OG L1 App File 1	3 Introduction to Modifiers Types of Modifiers Correcting modifier errors Introduction to parallelism Parallelism identify and correct Parallelism helpful tips Idioms - quantities	4 Level 1 Application file 2 OG L1 App File 2	5 Level 1 Application file 3 OG questions L1 App File 3	6 Level 1 Qualifying exercise Level 2 Application file 1 OG questions L2 App File 1 	
7 SV- Make sense SV - Words that change number Verb - Conditional Verb - Subjunctive	8 Level 2- Application file 2 OG questions L2 App File 2	9 Modifiers - Relative pronouns Modifiers - Verbing Idioms Functions I	10 Parallelism Comparisons Idioms - Comparisons Idioms Functions II	11 Level 2 application file 3 OG L2 App File 3	12 Level 2- Qualifying exercise L3 Application File 1 L3 Application File 2 	13 OG L3 App File L3 Application File 3	
14 OG L3 App File L3 Qualifying Exercise 	15	16	17	18	19	20	
21	22	23	24	25	26	27	
28	29	30	31	Notes: GOAL - Score > 80% in each file CAUTION - Do not study for more than 2 hours per study session REVIEW - Perform critical review of all SC questions (e-GMAT & OG)			

Common questions and answers!!

Shall I complete SC first and then do CR or can I do SC and CR together

Can do either, but must complete Level 1 SC before starting CR

How do I integrate Live Sessions

Integrate the live sessions with relevant topics after you have completed level 1

When do I solve OG questions

Make sure you solve all OG questions along with each application file.

HOW TO STUDY

on GMAT Verbal using e-GMAT
and Grockit

2

Execute Your Strategy



Ensure that you study the
right thing from the right
source

Why do Non- Natives Struggle

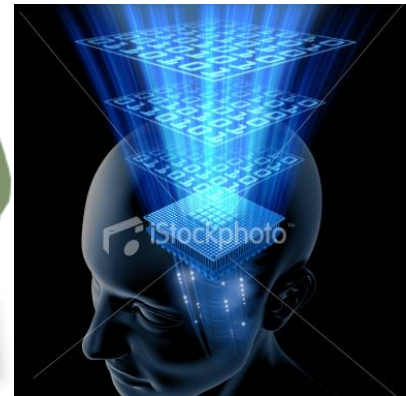
Jacob is now 12 years younger than Michael. If 9 years from now Michael will be twice as old as Jacob, how old will Jacob be in 4 years?

- A) 3 **B) 7** C)15 D)21 E)25

How did you solve this question?

- By making equations
- Using number substitution
- Using formula

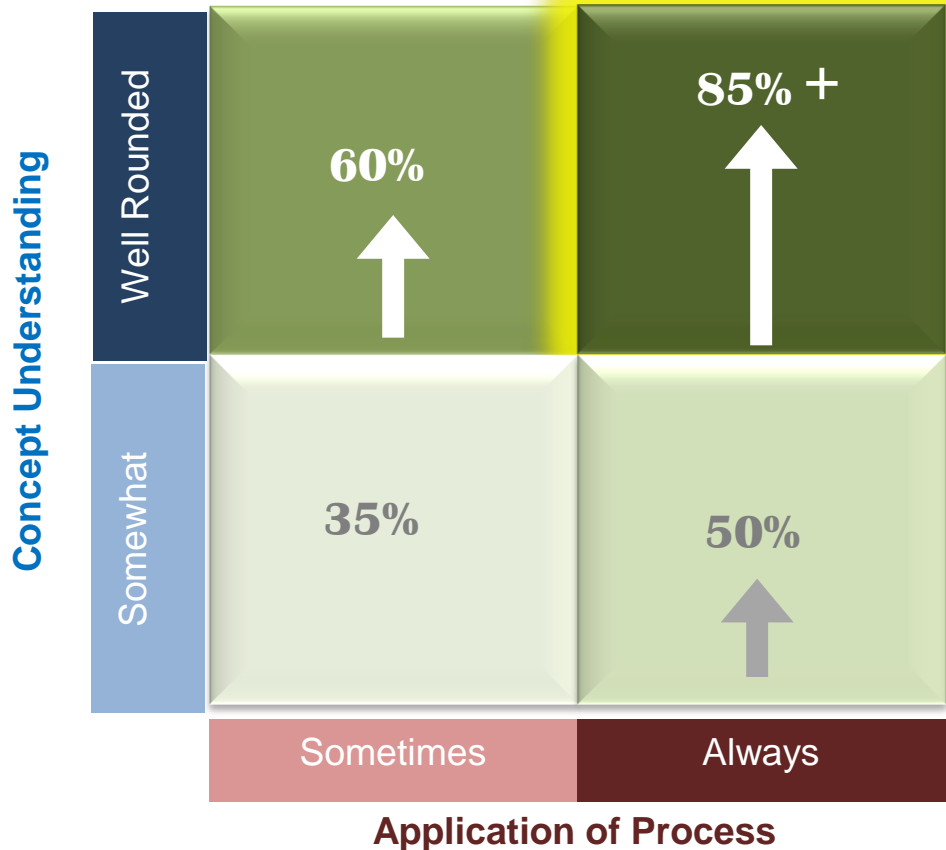
Your brain is already wired to solve this question. You do not need to consciously apply a formula or a shortcut to solve it.



For Verbal, we need to create these connections. That is why **PROCESS** is such a **KEY INGREDIENT**.

Process – the key

- Basics
- Core Concepts
- Process**
- Refinement
- GMAT Readiness



Recommendation

e-GMAT

Application files

optional

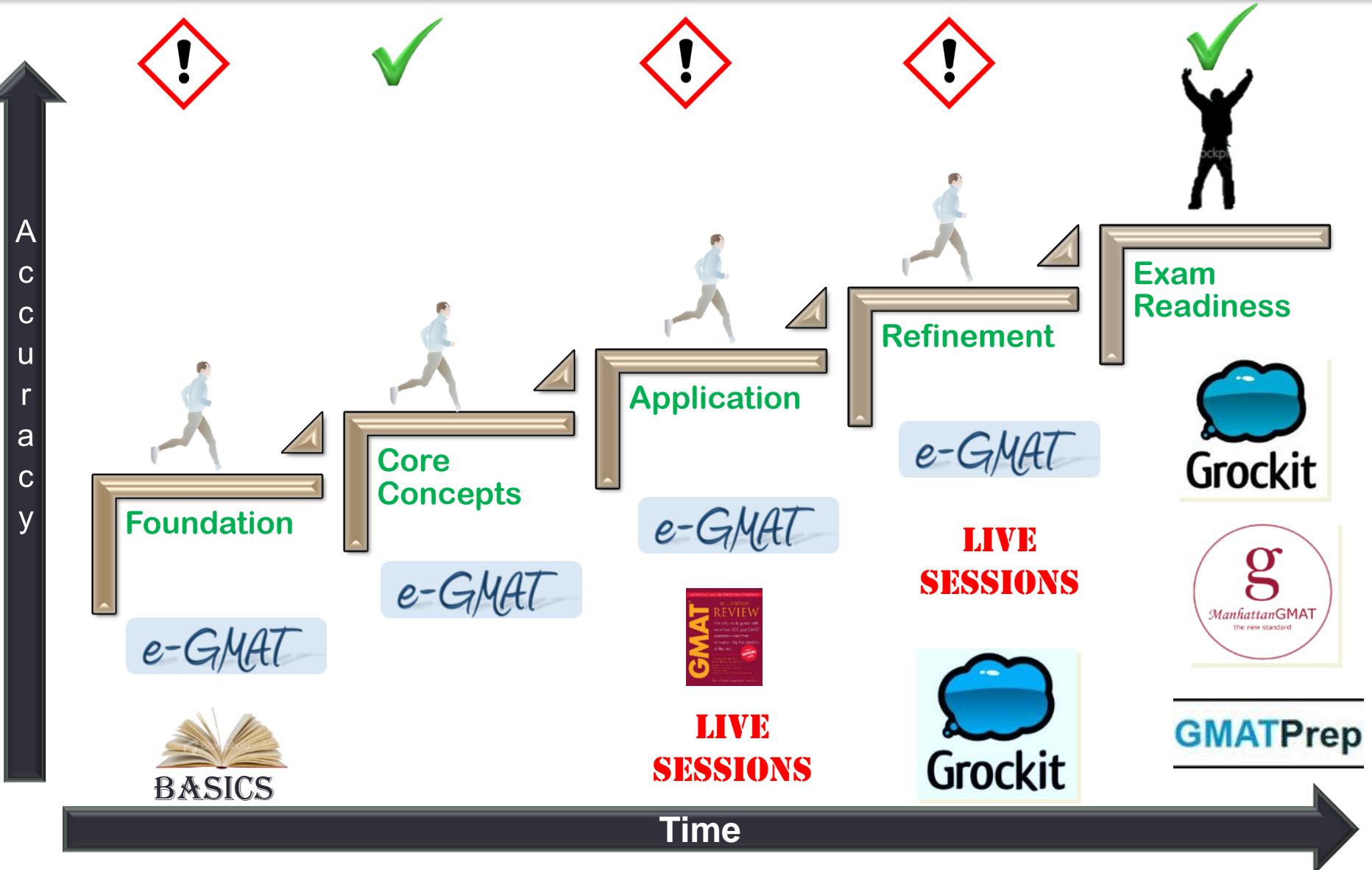
Grockit

Take Away

1. Following a process => Much higher accuracy improvement
2. Following a process required a conscious effort

FRAMEWORK FOR IMPROVEMENT

Stages of an efficient GMAT Preparation



Core Skills required by the GMAT

Read and
Comprehend a
sentence

Ability to read a sentence and understand its meaning. What do the modifiers connect? What can be inferred from the sentence.

Meaning

Understand
author's
viewpoint and
assumptions

Ability to read recommendations, conclusions, predictions and how and why they are made.

Prethinking

Read long
passages and
connect
information

Ability to comprehend multiple thoughts into a single theme

**TAKE
AWAY**

You need to perform reasonably on these core skills to be able to apply the core concepts on real GMAT problems

Basics

Basics

Core
Concepts

Process

Refine-
ment

GMAT
Readiness

What are Basics?

- SC: Basics of Grammar
- CR: complex statements, double negatives, Profit/loss, insurance systems
- RC: read and summarize long passages

Do I need to revise?

- Very few people need to revise all the basics
- Most people need to revise some **Exception:** If you already do enough “reading and writing”

How to...

SC

CR/RC



How much is enough?

1. Grammar: Basics covered in e-GMAT Basics lessons
2. 10 – 12 passages are enough for most people. (more about diligence)
3. Tricky statements: 30-40 (next project)

**TAKE
AWAY**

1. Quality rather than quantity matters
2. You will know when you are improving.

SC Basics: Resources from e-GMAT

Level 1 Preview Concepts	Grade	Status
Modifiers - Verb-ing	0	
Verb Tenses - I	83	
Introduction e-GMAT SC	0	
Sentence Structure Part 1	26	
Sentence Structure Part 2	0	
Subject Verb - Must Exist	75	

Sentence Structure Concepts

E-GMAT Blog (Work in Progress)

The screenshot shows the e-GMAT website interface. At the top, there are navigation links: E-GMAT, GMAT Centers in India, Traffic, BTG, CR, WSI, WoW Forum RSS Feed, Recipe, and Stanford's Entrepreneur... Below these is the e-GMAT logo and the text "700+ Questions, 60+ Hours of Audio Visual Content, GMAT Verbal and Quant, 24 hr Expert Support". A prominent green button says "Start Free Trial". Below the navigation bar, there are links for "All", "Sentence Correction", "Critical Reasoning", "Official SC Solutions", and "Official CR Solutions". The main content area features "Category Archives: Grammar Refresher" and a post titled "Countable and Uncountable Nouns". The post text begins with "So far in this post, we have seen..." and discusses the classification of nouns. A "more" link is visible. Below the post, it says "Posted in Grammar Refresher, Sentence Correction | 1 Comment". Another post titled "Pronouns" is partially visible, with "Posted on May 20, 2011". On the right side, there is a "Categories" list including "Critical Reasoning (2)", "Official Questions Solutions (2)", "Sentence Correction (71)", "Grammar Refresher (3)", "Grammatical Errors Tested on GMAT (7)", "Nuances Of Sentence Correction (11)", "Idioms (1)", "Modifiers (4)", "Pronouns (4)", "Verbs (2)", and "Official Question Solutions (50)". At the bottom right, there is a "Search Blogs" section with a search box and a "Search" button.

TAKE AWAY

Reading Sentences properly is the foundation for CR/RC

Core Concepts

Basics

Core
Concepts

Process

Refine-
ment

GMAT
Readiness

What

- Ensure that you understand the concepts well.
- Ensure that you cover all the concepts well

How

- E-GMAT Concept files for SC/CR.
- Other resources for Quant/RC

Metrics

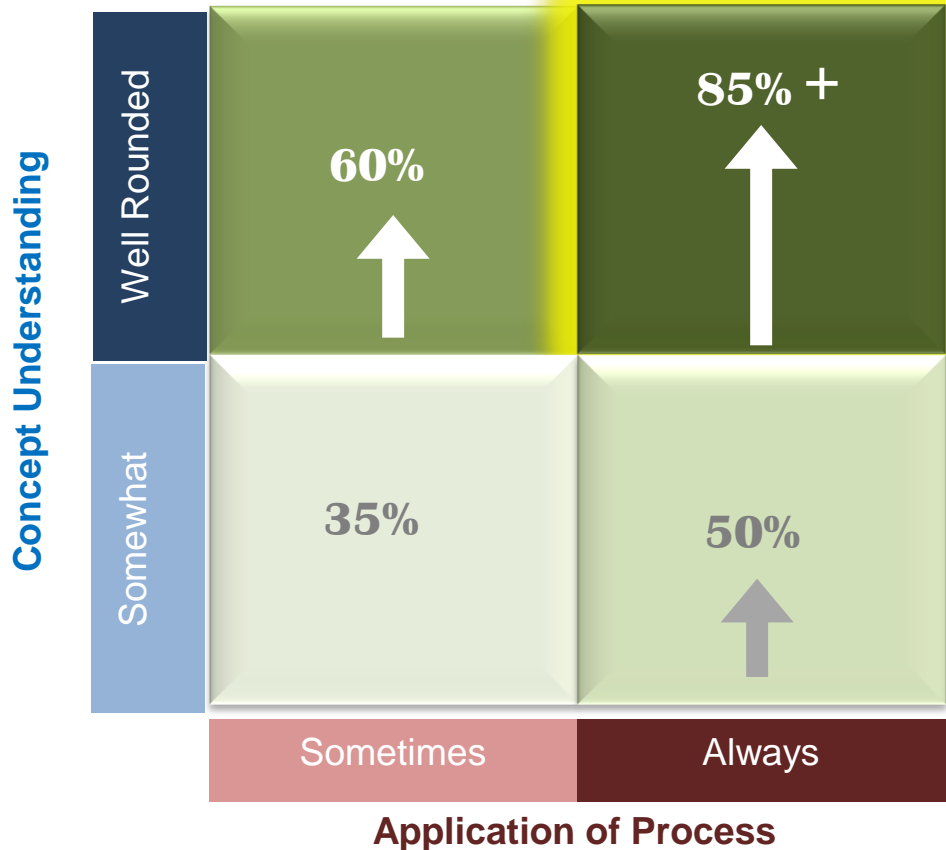
80%+ accuracy in
the concept files

**TAKE
AWAY**

Understand concepts well before you move on to the process

Process – the key

- Basics
- Core Concepts
- Process**
- Refinement
- GMAT Readiness



Recommendation



Application files



Take Away

1. Following a process => Much higher accuracy improvement
2. Following a process required a conscious effort

Why is process important

- Basics
- Core Concepts
- Process**
- Refinement
- GMAT Readiness



Process and Timing



Will I finish my exam
on time

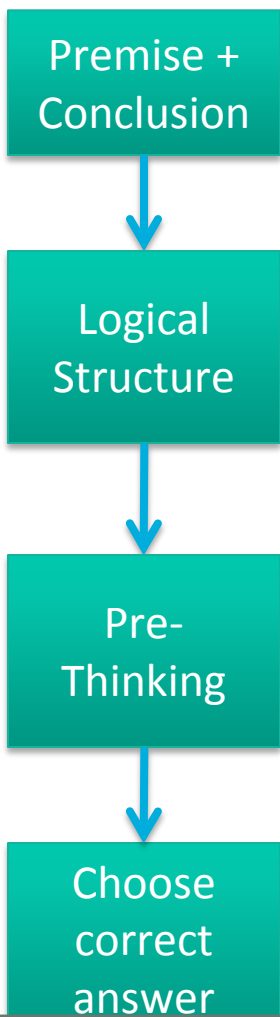


"Like hikers eventually carving out a depression along a trail, repeated practice stimulates cells in the memory circuit such that the circuit is reinforced and becomes stronger. This means it can be quickly turned on, and switched on through a variety of sensory cues". - Dr. Judy Willis

**Take
Away**

**Following a process improves both accuracy and timing
and leads to a higher score**

Process = higher accuracy + lower time



Read the passage and identify Premise, conclusions and their inter-relationships (Read Critically)

30-45 S

30 S

Create logical structure, marking the relationships between the premise and conclusion

10 -15 S

0-10 S

Spend some time on possible missing information and possible answer choice before selecting the answer

1 FREE SESSION DEDICATED TO PRETHINKING

15 S

0 S

Review and categorize the answer choices and select the right answer

20 -60 S

60 - 150S

Take Away

1. Following the process => reduces re-reading
2. Following the process => Easy and fast decision making

Consistently adopting a Process is requires effort



WARNING

1. Prethinking is an acquired skill (not an art)
2. It requires deliberate effort.



How to Review OG Questions

For Questions that you got Correct

1. Did you understand the meaning of the sentence properly?
2. Were you able to identify all errors in all choices?
3. Do you understand the structure of the correct choice? Is there anything in the correct choice that appears out of place?
4. Is there any concept gap? If yes, then make a note of it.
5. If you have any doubts that you cannot resolve on your own, post it on e-GMAT forums with your analysis.
6. After you receive the response, make notes.

For Questions that you got Wrong

1. Why did you get it wrong?
 1. I did not spend enough time to understand the meaning.
 2. I did not do thorough analysis of the original sentence.
 3. I made a mistake and now I understand it. I will make a note of it so that I do not repeat this mistake.
2. Try solving the question again. This time consciously apply the process and perform all process steps. Arrive at the correct answer yourself.
3. If you are not able to solve the question, then post it on the forums with your analysis and doubts.
4. After you receive the response, make notes.

- Understand why correct answer is correct
- Understand the construction of the correct answer choice.
- Understand why incorrect choices are incorrect

Many have applied this process.

“My first CAT score was 700, first test of GMATprep. I knew I had a solid quant background, so verbal would be the tougher cookie for me. This is why I devoted my entire time to verbal. I particularly found a very useful post (it's on the old forum - I can't find it right now) from this guy who scored 790. He suggested starting with your weaker points: practice your weakest section for a week or two, then start on your second weakest, but not without devoting some of your time to the previous section. For instance, say CR is your weakest part, then second comes RC. You practice CR exclusively for one or two weeks, then start with RC. But in the two weeks devoted to RC, you will also "squeeze in" some CR questions, just to keep your skills fresh. “

- Dana J (GMAT Score 770) excerpt from her GMAT Strategy

I looked up my previous mock test scores and realized that I needed to improve the most on my SC, and then CR. RC needed some improvement but not as much as CR. I devoted the next 2 weeks to improve SC; read the MGMAT SC again for the first 5 days and then did the eGMAT SC course for the remaining. Gave MGMAT mock (#3) and score 36 on verbal (12/15 SC, 8/14 CR, 8/12 RC). Was happy with my progress. Devoted the next 5 days to complete the eGMAT SC course.

- Aprajita (GMAT Score 760), excerpt from her GMAT strategy

May 2011, Target SC, June 2011 Target CR, July 2011 Target RC

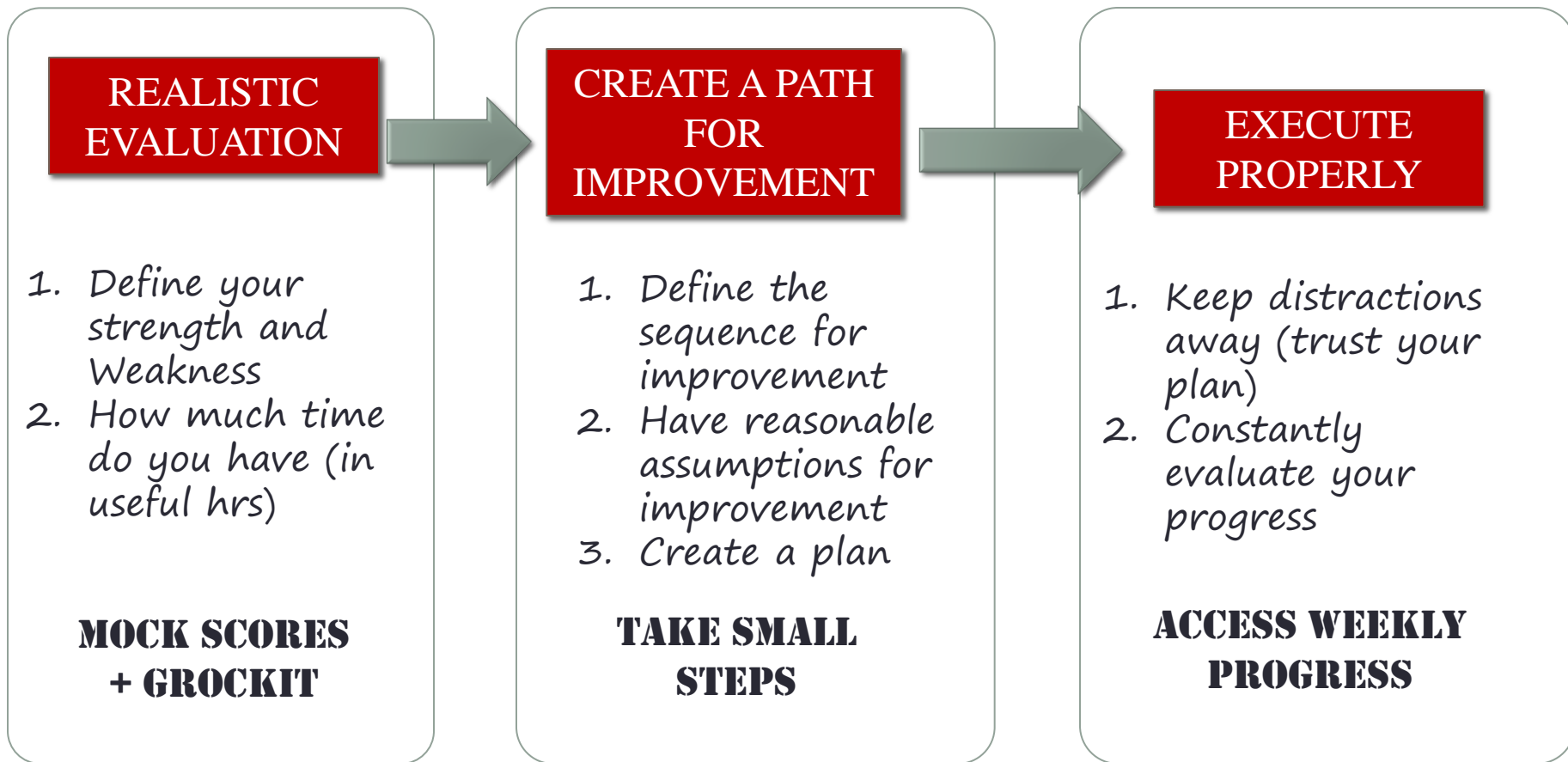
- archimittal01, The 100 day plan to score 740

REFINEMENT

Improving on your areas of weakness

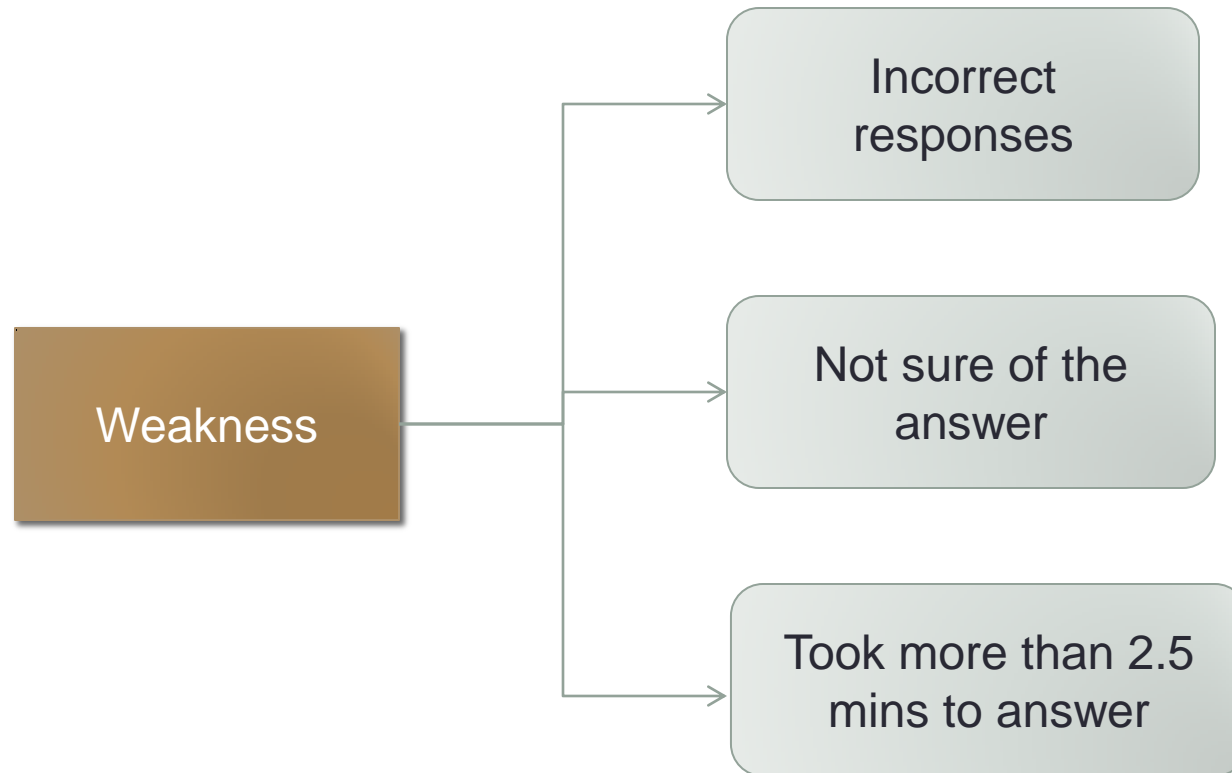


3 Steps to building a good plan



- Plan => personal because everyone has different Strengths/Weaknesses
- Executing on the strategy can help you be 2X more efficient..

Areas of Weakness



These 3 categories will apply to each section

Drill Down Example

VERBAL: ANALYSIS BY QUESTION FORMAT & DIFFICULTY

QUESTION FORMAT	Total	Right	Wrong	Blank	% Right	Average Time RIGHT Answers	Average Time WRONG Answers	Average Difficulty RIGHT Answers	Average Difficulty WRONG Answers
Critical Reasoning	109	73	36	0	67%	2:13	1:57	670	670
300 - 500	7	5	2		71%	1:09	1:13	The Same	
500 - 600	13	10	3		77%	1:39	1:26		
600 - 700	35	20	15		57%	2:25	1:54		
700 - 800	54	38	16		70%	2:25	2:12		
Reading Comprehension	72	37	35	0	51%	1:46	2:11	650	710
300 - 500	2	2	0		100%	1:08	NA	Looks Ok	
500 - 600	9	7	2		78%	1:35	0:41		
600 - 700	27	17	10		63%	1:29	1:19		
700 - 800	34	11	23		32%	2:27	2:42		
Sentence Correction	89	58	29	2	65%	1:29	1:19	680	700
300 - 500	1	1	0		100%	1:52	NA	Very Close	
500 - 600	4	4	0		100%	1:24	NA		
600 - 700	49	32	15		65%	1:24	1:03		
700 - 800	35	21	14		60%	1:36	1:37		

This report was generated with DATA from the following exams:

Analysis - CR

CONTENT AREA		Total	Right	Wrong	% Right	Average Time RIGHT Answers	Average Time WRONG Answers	
Critical Reasoning		109	73	36	67%	2:13	1:57	
Topic		Total	Right	Wrong	% Right	Average Time RIGHT Answers	Average Time WRONG Answers	
	Find the Assumption	21	13	8	62%	1:37	2:18	
	Draw a Conclusion	19	14	5	74%	2:15	2:29	
	Strengthen Conclusion	18	15	3	83%	2:20	1:46	
	Weaken Conclusion	20	10	10	50%	1:49	1:50	
	Analyze Arg Structure	11	9	2	82%	3:04	1:39	
	Evaluate A Conclusion	7	3	4	43%	2:54	1:58	
	Explain A Situation	9	7	2	78%	2:10	1:17	
WORST	Make an Inference about Premises	1	0	1	0%	NA	0:12	FASTEST
	Resolve a Problem	0	0	0	NA	NA	NA	
WORST	Provide an Example	1	0	1	0%	NA	2:11	
BEST	Restate the Conclusion	1	1	0	100%	1:10	NA	
BEST	Mimic the Argument	1	1	0	100%	3:45	NA	SLOWEST

1. Improve Strengthen, Evaluate and Weaken accuracy
2. Revise Conclusion and improve timing

Analysis- RC

	CONTENT AREA	Total	Right	Wrong	% Right	Average Time RIGHT Answers	Average Time WRONG Answers	
	Reading Comprehension	72	37	35	51%	1:46	2:11	
	Topic	Total	Right	Wrong	% Right	Average Time RIGHT Answers	Average Time WRONG Answers	
	Inference	33	16	17	48%	2:09	1:58	
WORST	Specific Detail	28	12	16	43%	1:23	2:20	
BEST	Main Idea	8	7	1	88%	1:49	4:09	SLOWEST
	Passage Structure	3	2	1	67%	1:02	1:27	FASTEST
	Tone	0	0	0	NA	NA	NA	

This report was generated with DATA from the following exams:

1. Don't Panic
2. Take Better notes
3. Improve Reading

Analysis-SC

CONTENT AREA		Total	Right	Wrong	% Right	Average Time RIGHT Answers	Average Time WRONG Answers		
Sentence Correction		89	58	29	65%	1:29	1:19		
Topic	Total	Right	Wrong	% Right	Average Time RIGHT Answers	Average Time WRONG Answers			
Subject Verb Agreement	9	6	3	67%	1:17	0:59			
Pronouns	5	4	1	80%	1:05	0:07	FASTEST		
Modifiers	11	7	3	64%	2:06	2:29	SLOWEST		
Verbs	11	6	4	55%	1:31	1:44			
Idioms	9	5	4	56%	1:08	1:09			
BEST	Concision	7	6	1	86%	2:08	0:04		
	Clarity of Meaning	6	4	2	67%	1:35	1:47		
BEST	Parallelism	7	6	1	86%	1:29	0:11		
	Comparisons	11	7	4	64%	1:16	1:24		
WORST	Quantity Expressions	7	2	5	29%	1:05	1:13		
	Connecting Punctuation	6	5	1	83%	1:02	0:50		

This report was generated with DATA from the following exams:

How to define your areas for improvement

Sentence Correction

1. I did not spend enough time to understand the meaning.
2. I did not do thorough analysis of the original sentence
3. There was a concept that I did not know existed
4. I knew the concept but did not know how to apply it.

Critical Reasoning

1. Did not understand or comprehend the argument?
 - Didn't understand the information provided.
 - Unable to tie the premises to the conclusion.
 - Improper understanding of the context
2. Don't have the precise framework of choosing the correct answer
 - Lack of understanding of roles played by the correct answer.
3. Could not infer/relate the information presented in the answer choices.

Bottom line - first establish your skill with SC. This will gently ease you into verbal in general . - ebonn101 (V51)

REMEMBER: for BOTH CR and RC, the key to ascertaining the correct answer is COMPREHENSION of passage. - ebonn101 (V51)

The process of creating a study plan

STEPS

Define where you currently are

How much time you have

Your assumptions for improvement

BEST PRACTICES

1. Using Mock tests
2. Using Grockit

1. Treat working days and holidays differently
2. Have reasonable assumptions

1. Have reasonable assumptions
2. Assume 70% efficiency while studying

EXAMPLES

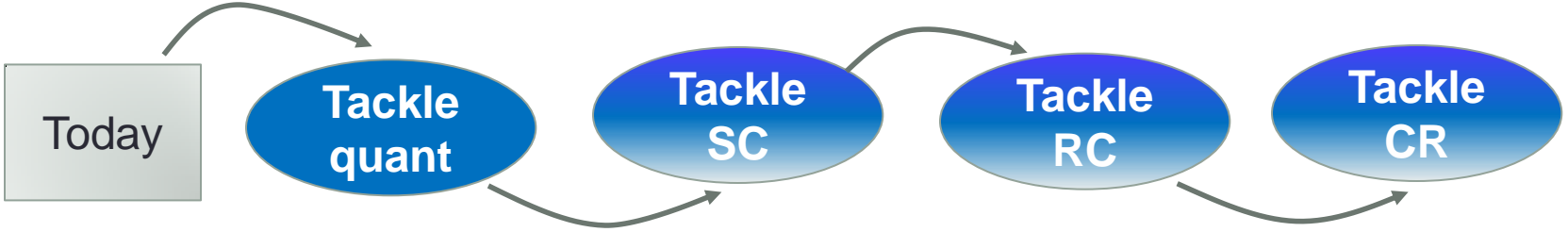
1. Historical passages on strengthen
2. Modifiers in complex sentences
3. Evaluate type questions

**TAKE
AWAY**

Lets see this with an example: Quant Whiz

Use Case: Quant Whiz, who has recently scored 630 on the GMATPrep

Total score	Math score	V score	Math correct	Verbl correct	Overall Score	SC - Corr	CR- Corr	RC - Corr
630	47	30	30	23	RC 7/13 CR 8/12 SC 8/16	50	67	53



GOALS	Q49/50 V 29-31	Q49/50 V 32-34 SC = 70%	Q49/50 V 33-35 RC = 70% SC = 70%+	Q50/51 V 35-37 CR= 75%+ RC =70%+ SC =70%+
MOCK TEST	✓	✓	✓	✓
TIME TO MOCK	4 days/10 hrs	8 days/30 hrs	8 days/30 hrs	5 days/15 hrs

You define how much time you need.



Lose Weight

Build Muscle

GOAL

Refinement and Extra practice


Refinement: The improvement or clarification of something by the making of small change

- Basics
- Core Concepts
- Process
- Refinement**
- GMAT Readiness


Concepts & Process




(Custom Quizzes)



Grockit



(UGE)



Analytics

Take Away

1. Refine while doing the concepts.
2. Mark questions for revision.

Refinement: Testing yourself on Verbal

GMAT Create a Game

- 1. Select the question set for your game. All questions for a section are included by default. Narrow the set by filtering by Difficulty and Skill.
- 2. Select game options. If you are leading a game, you may want to control the game flow, or specify the number of questions.
- 3. Now or later? Play now, or schedule a game for later, and invite other players.

Section
 GMAT Quantitative
 GMAT Verbal

Options
Difficulty
All Difficulties

Skills
Narrow by Types of Questions
Critical Reasoning
Reading Comprehension
Sentence Correction

Narrow by Specific Skills
CR: Argument Structure
CR: Assumption
CR: Complete the Passage
CR: Evaluation of a Plan
CR: Flaw
CR: Inference
CR: Resolve Argument
CR: Strengthen

Game Summary

Section
GMAT Verbal

Difficulty
All

Skills
Critical Reasoning
Sentence Correction

100+ Questions in your set

Game will begin immediately

Understanding your strengths and weakness

Study Plan Practice Video Courses Tutoring Skill Data History

Skill Data

Difficulties All Time

1

Sections & Skills	Questions Answered	Average Time	Accuracy (Percent Correct)
GMAT	803	1:06	63%
GMAT: verbal	557	1:01	61%
<input type="checkbox"/> CR: Inference	6	0:50	17%
<input type="checkbox"/> RC: Inference	14	1:08	21%
<input type="checkbox"/> Reading Comprehension	27	1:13	22%
<input type="checkbox"/> CR: Complete the Passage	4	1:34	25%
<input type="checkbox"/> RC: Supporting Ideas	8	1:49	25%
<input type="checkbox"/> CR: Strengthen	27	1:28	52%
<input type="checkbox"/> SC: Verb Form	117	0:45	53%
<input type="checkbox"/> CR: Evaluation of a Plan	26	1:14	54%
<input type="checkbox"/> CR: Assumption	20	1:32	55%
<input type="checkbox"/> SC: Diction	65	0:54	55%
<input type="checkbox"/> SC: Mass/count words	11	1:00	55%
<input type="checkbox"/> SC: Noun-verb agreement	33	0:51	55%
<input type="checkbox"/> SC: Agreement	62	0:53	60%
<input type="checkbox"/> SC: Wordy/Imprecise/Redundant	74	0:57	61%
<input type="checkbox"/> SC: Prepositions	28	0:46	61%
<input type="checkbox"/> SC: Grammatical Construction	51	0:52	63%
<input type="checkbox"/> Sentence Correction	380	0:52	63%
<input type="checkbox"/> SC: Rhetorical Construction	64	0:53	63%
<input type="checkbox"/> SC: Idioms	141	0:54	64%
<input type="checkbox"/> Critical Reasoning	150	1:20	64%
<input type="checkbox"/> SC: Parallelism	135	0:57	64%

2

GMAT Score Prediction

650
(Range: 590-710)

44 Quantitative

35 Verbal

Improve the accuracy of this result by answering more questions.

3

GMAT Achievements

- Quantitative Challenge 5/16/2011 61st percentile
- Verbal Challenge 5/16/2011 94th percentile
- Quantitative Challenge 5/20/2011 70th percentile
- Verbal Challenge 5/20/2011 79th percentile
- Quantitative Challenge 5/22/2011 70th percentile
- Verbal Challenge 5/22/2011 81st percentile
- Quantitative Challenge 6/6/2011 80th percentile
- Verbal Challenge 6/6/2011 84th percentile
- Verbal Challenge 7/10/2011 61st percentile
- Quantitative Diagnostic 5/15/2011 61st percentile
- Verbal Diagnostic 5/15/2011

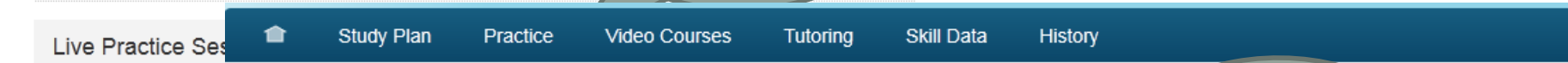
How to create custom quizzes



GMAT Practice

Quantitative Practice

Verbal Practice



Verbal
Difficulty: All Skills: Critical Reasoning

Verbal

Upcoming Practice

GMAT Create a Game

1. Select the question set for your game. All questions for a section are included by default. Narrow the set by filtering by Difficulty and Skill.

2. Select game options. If you are leading a game, you may want to control the game flow, or specify the number of questions.

3. Now or later? Play now, or schedule a game for later, and invite other players.

Section
 GMAT Quantitative
 GMAT Verbal

Options
Difficulty
Harder (16-32 points) ▼

Skills
Narrow by Types of Questions
[Critical Reasoning](#)
[Reading Comprehension](#)
[Sentence Correction](#)
Narrow by Specific Skills
[CR: Argument Structure](#)
[CR: Assumption](#)
[CR: Complete the Passage](#)
[CR: Evaluation of a Plan](#)
[CR: Flaw](#)



Game will begin immediately

Refinement: Reviewing the questions that you answered incorrectly

Study Plan Practice Video Courses Tutoring Skill Data History

GMAT Review Sessions

Review Sessions
76 Sessions | 901 Questions
[Replay All Incorrect](#)

Game Details (including people who played)

Date	Subject	Score	Incorrect	Review Links
Jun 27, 2011	Quantitative	16pts	3	Review All (3) Incorrect (3)
Jun 27, 2011	GMAT Verbal	8pts	1	Review All (1) Incorrect (1)
Jun 27, 2011	GMAT Verbal	4pts	1	Review All (1) Incorrect (1)
Jun 27, 2011	GMAT Quantitative	8pts	3	Review All (13) Incorrect (3)
Jun 24, 2011	GMAT Verbal	32pts	1	Review All (6) Incorrect (1)
Jun 22, 2011	GMAT Verbal	32pts	3	Review All (3)
Jun 10, 2011	GMAT Verbal		2	Review All (2)
Mar 08, 2011	Bookmarked Questions Review		1	Review All (2) Incorrect (1)
Mar 08, 2011	GMAT Verbal		2	Review All (2) Incorrect (2)

Bookmarked Questions
6 Bookmarked Questions
[Replay All](#) | [Review All](#)

Questions:

GMAT Verbal 16pts
The argument's reasoning is most open to...

GMAT Verbal 8pts
Which of the following, if true, is the ...

GMAT Verbal 4pts
Which of the following, if true, is the ...

GMAT Verbal 8pts
As a refutation of the child safety advo...

GMAT Verbal 32pts
The argument's reasoning is most vulnera...

GMAT Verbal 32pts
Which of the following best describes a ...

Skills to Target for Improvement

RC: Main Idea
[Review](#) | [Practice](#)

RC: Application
[Review](#) | [Practice](#)

CR: Inference
[Review](#) | [Practice](#)

[View all performance data](#)

Your Top Strengths

Sequences
[Review](#) | [Practice](#)

RC: Logical Structure of the Passage
[Review](#) | [Practice](#)

Decimals
[Review](#) | [Practice](#)

[View all performance data](#)

Aim of this Session

To help e-GMAT aspirants make efficient use of the time and resources to achieve continuous score improvement

AGENDA

- 1 The e-GMAT story
- 2 Why do non-natives struggle on GMAT Verbal
- 3 A framework for improvement
- 4 Case Study: How to use e-GMAT to improve SC/CR

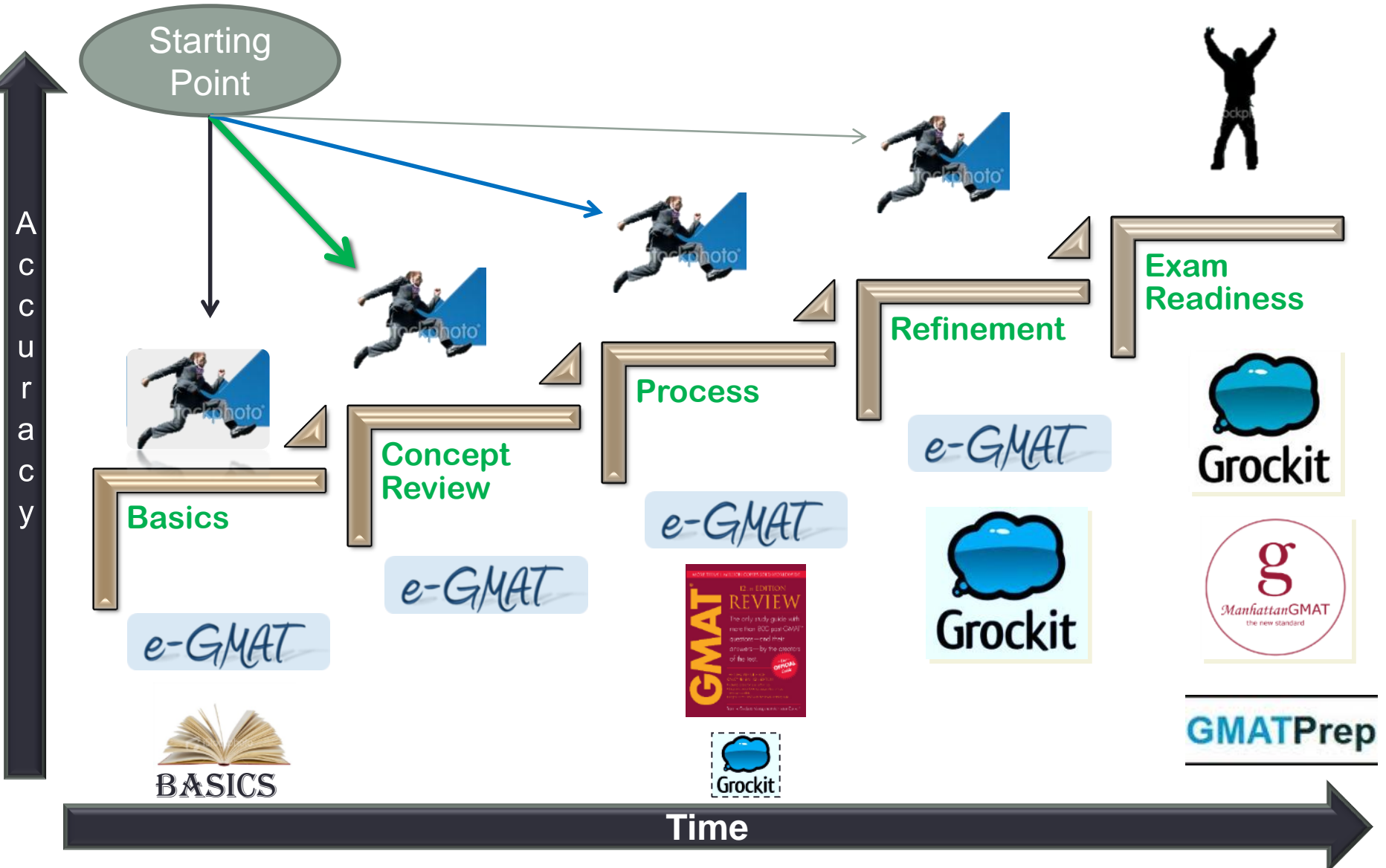
Where you start depends on where you are today



Lose Weight

Build Muscle

Stages of an efficient GMAT Preparation






Sentence Correction Schedule – (V < 30)

Follow this schedule if your verbal score is < 30

Assumptions 2 hours Mon - Fri
4 hours Sat - Sun

e-GMAT SC Schedule

Sunday	Monday	Tuesday	Wednesday	Thursday	Friday	Saturday
Notes:	1 SV - Must Exist SV - Agree in Number SV - Always Singular Subjects Pronouns	2 Verb Tenses - I Verb Tenses - II Verb Sequencing	3 Level 1 Application file 1 OG L1 App File 1	4 OG L1 App File 1 (Contd.) Introduction to Modifiers Types of Modifiers Correcting modifier errors	5 Introduction to parallelism Parallelism identify and correct Parallelism helpful tips	6 Idioms standard expressions Idioms - quantities Level 1 Application file 2 OG L1 App File 2
7 Level 1 Application file 3 OG questions L1 App File 3 Level 1 Qualifying exercise 	8 Level 2 Application file 1 OG questions L2 App File 1	9 SV- Make sense SV - Words that change number Verb - Conditional Verb - Subjunctive	10 Level 2- Application file 2 OG questions L2 App File 2	11 Modifiers - Relative pronouns Modifiers - Verbing Idioms Functions I	12 Parallelism Comparisons Idioms - Comparisons Idioms Functions II	13 Level 2 application file 3 OG L2 App File 3
14 Level 2- Qualifying exercise L3 Application File 1 L3 Application File 2 	15 OG L3 App File	16 L3 Application File 3	17 OG L3 App File	18 L3 Qualifying Exercise 	19	20
21	<ul style="list-style-type: none"> ➤ Score > 80% in each file ➤ Do not study for more than 2 hours per study session ➤ Do critical reviews of questions 			25	26	27
28			Notes: GOAL - Score > 80% in each file CAUTION - Do not study for more than 2 hours per study session REVIEW - Perform critical review of all SC questions (e-GMAT & OG)			

How to Review OG Questions

For Questions that you got Correct

1. Did you understand the meaning of the sentence properly?
2. Were you able to identify all errors in all choices?
3. Do you understand the structure of the correct choice? Is there anything in the correct choice that appears out of place?
4. Is there any concept gap? If yes, then make a note of it.
5. If you have any doubts that you cannot resolve on your own, post it on e-GMAT forums with your analysis.
6. After you receive the response, make notes.

For Questions that you got Wrong

1. Why did you get it wrong?
 1. I did not spend enough time to understand the meaning.
 2. I did not do thorough analysis of the original sentence.
 3. I made a mistake and now I understand it. I will make a note of it so that I do not repeat this mistake.
2. Try solving the question again. This time consciously apply the process and perform all process steps. Arrive at the correct answer yourself.
3. If you are not able to solve the question, then post it on the forums with your analysis and doubts.
4. After you receive the response, make notes.

- Understand why correct answer is correct
- Understand the construction of the correct answer choice.
- Understand why incorrect choices are incorrect

Failure Modes

1. Failure to follow the process
2. Lack of proper revision (of incorrect answers)
3. Starting at the wrong point
4. Referring to multiple sources
5. Lack of confidence
6. Attitude



**Take
Away**

Most people should see significant improvement if they follow the process above.

HOW TO DEFINE YOUR AREA OF WEAKNESS

How to define your areas for improvement

Sentence Correction

1. I did not spend enough time to understand the meaning.
2. I did not do thorough analysis of the original sentence
3. There was a concept that I did not know existed
4. I knew the concept but did not know how to apply it.

Critical Reasoning

1. Did not understand or comprehend the argument?
 - Didn't understand the information provided.
 - Unable to tie the premises to the conclusion.
 - Improper understanding of the context
2. Don't have the precise framework of choosing the correct answer
 - Lack of understanding of roles played by the correct answer.
3. Could not infer/relate the information presented in the answer choices.

Bottom line - first establish your skill with SC. This will gently ease you into verbal in general . - ebonn101 (V51)

REMEMBER: for BOTH CR and RC, the key to ascertaining the correct answer is COMPREHENSION of passage. - ebonn101 (V51)

Many have applied this process.

“My first CAT score was 700, first test of GMATprep. I knew I had a solid quant background, so verbal would be the tougher cookie for me. This is why I devoted my entire time to verbal. I particularly found a very useful post (it's on the old forum - I can't find it right now) from this guy who scored 790. He suggested starting with your weaker points: practice your weakest section for a week or two, then start on your second weakest, but not without devoting some of your time to the previous section. For instance, say CR is your weakest part, then second comes RC. You practice CR exclusively for one or two weeks, then start with RC. But in the two weeks devoted to RC, you will also "squeeze in" some CR questions, just to keep your skills fresh. “

- Dana J (GMAT Score 770) excerpt from her GMAT Strategy

I looked up my previous mock test scores and realized that I needed to improve the most on my SC, and then CR. RC needed some improvement but not as much as CR. I devoted the next 2 weeks to improve SC; read the MGMAT SC again for the first 5 days and then did the eGMAT SC course for the remaining. Gave MGMAT mock (#3) and score 36 on verbal (12/15 SC, 8/14 CR, 8/12 RC). Was happy with my progress. Devoted the next 5 days to complete the eGMAT SC course.

- Aprajita (GMAT Score 760), excerpt from her GMAT strategy

May 2011, Target SC, June 2011 Target CR, July 2011 Target RC

- archimittal01, The 100 day plan to score 740

QUESTIONS



CR/RC Basics

Wednesday, July 20, 2011 As of 11:02 AM New York 88° | 76°


THE WALL STREET JOURNAL.

U.S. Edition Home • Today's Paper • Video • Blogs • Journal Community

World • U.S. • New York • Business • Markets • Tech • Personal Finance • Life & Culture

BREAKING NEWS White House says Obama would back short-term debt-ceiling hike with conditions


LATEST HEADLINES • DJI: US HOT STOCKS: Apple, Yahoo, Nalco, Altria, E*Trade



Obama Backs Latest Bargain on U.S. Debt


President Obama, in a last-ditch bid for a bipartisan "grand bargain" on the budget, threw his weight behind a \$3.7 trillion deficit-reduction plan.

- Washington Wire: House GOP Finds Flaws
- The 'Gang of Six' Plan
- News Poll: Public Tilt Toward Compromise



Senator Seeks to Stop AT&T, T-Mobile Merger

A top Senate Democrat on antitrust matters called for the Justice Department and the FCC to block AT&T's bid to acquire rival wireless carrier T-Mobile USA.



Zillow Shares Surge After IPO

Shares of real-estate website Zillow more than doubled, giving the unprofitable Internet company a valuation of more than \$1 billion.


- Digits: Is Zillow Worth \$1 Billion?

China to Outdrive U.S. in Race to the Deep

QUICK LINKS: The Budget • Europe Debt Crisis • Hacking Scandal • House of the Day

What's News —


BUSINESS & FINANCE



Google in Talks to Scoop Up Patents

Google has held talks to buy wireless technology developer InterDigital as it seeks to beef up its patent portfolio, after failing to acquire a trove of patents from Nortel earlier.

- Deal Journal: Meet Google's Latest Target



U.K. Hacking Scandal

Cameron: I Regret Hiring Coulson

U.K. Prime Minister David Cameron faced a barrage of accusations over his relationship with News Corp. and his former senior aide Andy Coulson, a key figure in the phone-hacking scandal.

News Corp.'s Costly Crisis Management

Reading Comprehension:

1. To be able to read and comprehend the gist
2. To develop a habit of reading American style English
3. To familiarize yourself with certain areas such as literature, healthcare, biology.

Critical Reasoning

1. To understand how arguments are made. (Basic structure)
2. To familiarize yourself with the concept of profit/revenue/loss, insurance systems etc
3. To read critically

RECOMMENDATION

Read 1-2 articles a day even if you are good in basics

New Tests for Newborns, And Dilemmas for Parents --

WSJ July 26th

The familiar heel prick that newborns receive is revealing more about a baby's health than ever before. But, as technology opens the possibility of screening newborns for hundreds of diseases, there is controversy over how much parents need to know.

Within days of an infant being born, a few drops of blood are taken from the baby's heel and tested for signs of more than two dozen different conditions, including congenital hypothyroidism and sickle-cell diseases. "The question is no longer whether we can test for them," says Alan Fleischman, medical director of the March of Dimes Foundation, "but what we want to know."

Proponents of broader screening programs say early intervention in a disease can improve a child's life and might speed the development of treatments for rare diseases, where symptoms often don't appear until severe damage has occurred. Often there are few specialists knowledgeable about rare disorders, and newborn screening can save families years of anguish searching for a diagnosis. Some parents also say the information is important to know for family-planning purposes.

But critics say the additional tests may raise flags that lead to unnecessary further testing, or treatment, for babies who will not get sick. The tests can add big additional costs to the health-care system, they say. And some people are concerned about privacy, since stored blood-spot samples can be used by researchers.