

MBA Employment Report 2009

Access the world's most diverse pool of global business talent





2009



Class profile

Students	315
Age range	22-39
Average age*	28
Average work experience ** (years)	5.6
Work experience range (years)	2-18
Primary nationalities	59
% of non UK nationals	89%
GMAT range	600 - 780
GMAT average	690
% female	23%

Regional background

Europe (outside UK)	28%
USA/Canada	23%
Asia	18%
Latin America	11%
United Kingdom	11%
Africa/Middle East	5%
Australasia	4%



Professional background

Global Industry	46%
Financial Services	30%
Management Consulting	24%

* This is a current profile. Our admissions decisions are taken in accordance with best equal opportunities practice
 ** Typically participants have between five and six years relevant (management) experience, although each applicant will be considered on his/her own merit. The School values diversity and promotes a positive work and study environment.

2010



Class profile

Students	319
Age range	23-34
Average age*	28.5
Average work experience ** (years)	5.6
Work experience range (years)	2-12
Primary nationalities	60
% of non UK nationals	91%
GMAT range	600-800
GMAT average	694
% female	25%

Regional background

Europe (outside UK)	25%
Asia	22%
USA/Canada	20%
Latin America	13%
United Kingdom	9%
Middle East/Africa	8%
Australasia	3%



Professional background

Global Industry	50%
Financial Services	26%
Management Consulting	24%

* This is a current profile. Our admissions decisions are taken in accordance with best equal opportunities practice
 ** Typically participants have between five and six years relevant (management) experience, although each applicant will be considered on his/her own merit. The School values diversity and promotes a positive work and study environment.



Companies that hired students from London Business School in 2009, either on a permanent basis or during the summer

PLEASE NOTE that many more companies presented on our campus and/or posted opportunities for our students



A.T. Kearney	British American Tobacco	DP World	Grupo Santander
Abbott Laboratories	British Red Cross	DuPont	Harley Street
Accel Partners	BT	EDP Renovaveis	HCL (Technologies) Ltd Europe
Accenture	BTS	Eli Lilly	Henkel Group
Actera Group	Bulgarian Investment Advisors	Elsevier	Heptagon Capital
Active Earth Investment Fund	BUPA	Endemol International	Hewlett Packard
adidas Group	Business Breakthrough	Energy Capital	Hexagon Partners
Advaita Capital	Business Bridge	Ernst & Young	Honeywell
AES Corporation	Business Plan Services	Essent Trading	HSBC
Africa Finance Corporation (AFC)	Camco	Euro Suisse	ICBC
Alcantara Asset Management	Cancer Research UK	European Bank for Reconstruction and Development (EBRD)	IMS Consulting
Allianz Group	Capital Group	Europlasma	Industry Corporate Finance Limited
Alpine Atlantic	Carbon Trust	ExxonMobil	Infosys
Altra Investments	Cargill	FACTS Global Energy	Intel
Amazon	Cemex	Fashion Friends	InterContinental Hotels Group
American Express	Centre for Asia Private Equity Research	Fidelity	International Finance Corporation (IFC)
Amgen	Centrica	Fiera Axiom Infrastructure	Investor Relations Society
Anheuser-Busch InBev	Cheapflights.co.uk	Financial Services Authority	J.P. Morgan
Apple	Cisco Systems	Financial Times	Japan Tobacco
Ariya Capital	Citi	Fishface	Jefferies
ASC Wines	Civil House of Rio de Janeiro	Fonterra	Johnson & Johnson
Aureos	Clean World Capital	Forth Photonics	Johnson Controls
Aventus Capital	Climatecars	Fortune Asset Management	KAE
Bahna Engineering International	CMA	Foundry Capital	Klesch & Co
Bain & Company	Cobalt Aircraft Industries	Freeplay Foundation	KPMG
Bank of America Merrill Lynch	Coca-Cola	G.H. Financials	Kublax.com
Barclays Group	Coller Capital	Gallup	Lancea Partners
BBVA	Consensus Business Group	GE Healthcare	Lazard
BCM & Partners	Cool2Care	General Mills	Lexis Nexis
Beetle Capital	Credit Suisse	GenieDB	Libya National Economic Development Board
BEST Energy	Cupcake	GlaxoSmithKline	LinkedIn
BG Partners	Curzon Park Capital	Global Security Challenge	Logotron
Blizzard Entertainment	Danaher Corporation	Global Strategies Group	London Business School
Booz & Company	Danone Medical Nutrition	Goldman Sachs	London Business School Summer Consulting
BP	Deloitte	Google	London Organising Committee of the Olympic Games and Paralympic Games
Brainjuicer	Department of Foreign Affairs, Canada	Gordon Brothers International	LOVEFILM
Brand Finance	Deutsche Bank	Green & Black's	Luup
Bridges Ventures	Deutsche Post DHL	Grupo Empresarial Ortiz	Lyceum Capital
Bristow Group	Diamond Consultants		



Companies that hired students from London Business School in 2009, either on a permanent basis or during the summer

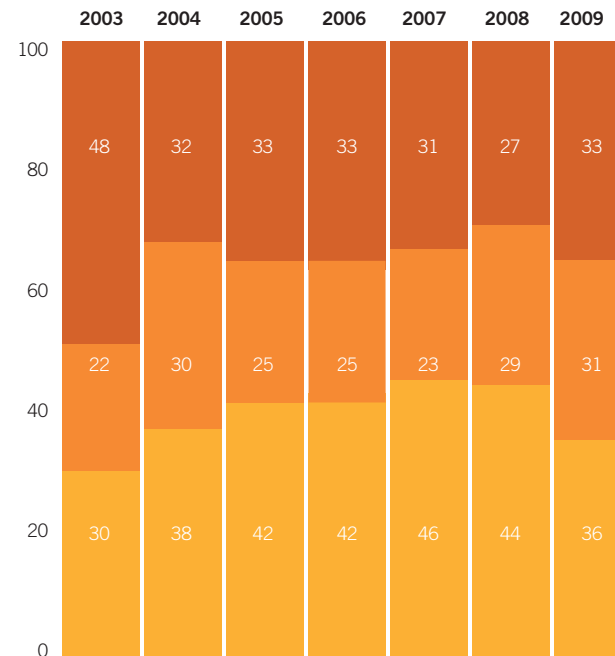
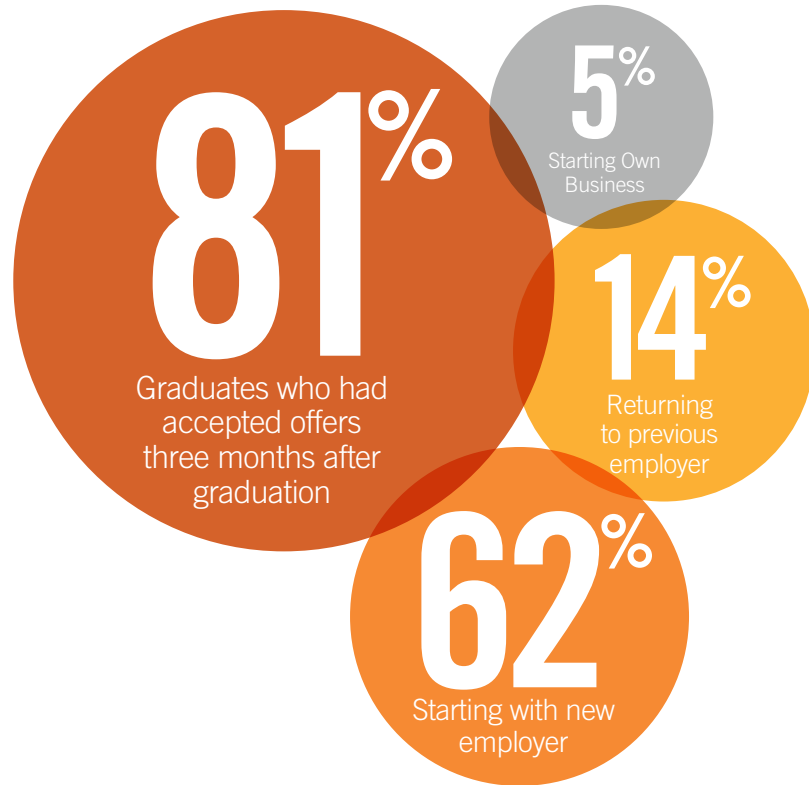
PLEASE NOTE that many more companies presented on our campus and/or posted opportunities for our students



M&G Investments	Peace One Day	Standard Chartered Bank
mabe	People's Bank of Georgia	STAR Capital Partners
Mackays Stores	PepsiCo	Stargate Capital Management
Macquarie	Permian	State Street Corporation
Malaika Kids	PETROBRAS	Swiss Re
Manitou Investment Management	Plain White Paper	T. Rowe Price
MBAC	Pond Venture Partners	TASK Investment Group
McKinsey & Company	PricewaterhouseCoopers	Tata Communications
MedicAnimal	Pro Cibernetica	Telefonica
Medtronic	Procter & Gamble	Terra Firma Capital Partners
Merryck & Co	ProMexico Trade & Investment	The Bank of Tokyo-Mitsubishi
Millgate Capital Advisors	QVT	The Boston Consulting Group
Mindstorm	Qype	The Founders Club
Mirae Asset Management	RBC Capital Markets	The Parthenon Group
Mizuho Corporate Bank	Reckitt Benckiser	Thomson Reuters
Moelis & Company	Reforestadora Amazonica	thymus branding
MolsonCoors	Renergy	Tishman Speyer
Monsanto Company	Research in Motion	TJX Companies
Morgan Stanley	Rexroth Wind Power	Tropic Real Estate
MS&N Hospitality and Wellbeing	RISI, S.A.	Trustive Ltd
MTV Networks	Rivonia Consulting	Turner & Townsend
Mubadala Development Company	Roland Berger Strategy Consultants	TwentyFour Asset Management
Natixis Environnement & Infrastructures	Rolls-Royce	TWIN Trading
NBC Universal	Royal Mail	U.S. House of Representatives
Nemisys UK	Rugby Football Union	UBS
New Energy Finance	SAC Capital Advisors	Unichem Laboratories
Nomura	Samsung	Unilever
Nova Capital Partners	Schlumberger	Universal Music
Novartis	Scotia-Waterous	UPS
Octopus Investments	SEAF	Vivendi
Odebrecht	Seedcamp	Vodafone
Oliver Wyman	Shell	VTB Capital
Oraca Equity Research	Siam Cement Group	Westfield Shoppingtowns Limited
Oracle	Siemens	Whatif
Orbis	Siemens Venture Capital	Whirlpool
Pala Investments	SK Group	ZS Associates
Parthenon	Skype	2020 Delivery
Partners Group	Songkick	4Most
PayPal	Standard Bank	888 Holdings



Summary data



Major recruiters

Global Industry

Johnson & Johnson	4
General Mills	3
Abbott Laboratories	2
Amazon	2
American Express	2
Eli Lilly	2
Elsevier	2
Rolls-Royce	2
Samsung	2
Thomson Reuters	2

Management Consulting

McKinsey & Company	21
The Boston Consulting Group	10
Booz & Company	7
Bain & Company	6
A.T. Kearney	5
Accenture	3
KPMG	2
PricewaterhouseCoopers	2
ZS Associates	2

Financial Services

Barclays Group	11
Credit Suisse	9
Bank of America Merrill Lynch	6
Deutsche Bank	5
Goldman Sachs	4
Citi	3
Fidelity	3
Nomura	3
Standard Chartered Bank	3
Grupo Santander	2
HSBC	2
UBS	2



Employer sector	
Financial Services	36%
Investment Banking	24%
Asset Management	5%
Retail and Commercial Banking	2%
Private Equity and Venture Capital	2%
Central Banks/Ministries/Regulation/ Public Finance	2%
Insurance	1%
Management Consulting	31%
Management	25%
Full Service	3%
Other	3%
Global Industry	33%
FMCG	5%
Healthcare/Pharmaceuticals	5%
Energy	4%
Media	4%
Technology/Telecommunications	4%
Internet	3%
Manufacturing	2%
Agriculture	1%
Minerals/Mining	1%
Not-For-Profit/Public Sector	1%
Real Estate	1%
Logistics	1%
Financial Services	1%

Primary location	
United Kingdom	51%
Europe (outside UK)	24%
USA/Canada	8%
Asia	7%
Latin America	4%
Middle East	3%
Australasia	2%
Africa	1%

Career transition	
To Consulting from Consulting	46%
To Consulting from Finance	14%
To Consulting from Industry	40%
To Industry from Consulting	16%
To Industry from Finance	16%
To Industry from Industry	68%
To Finance from Consulting	11%
To Finance from Finance	61%
To Finance from Industry	28%



Source of opportunity	
School community	77%
Career Services (events, on-campus presentations, job postings, CV search)	67%
Networking	5%
Alumni	3%
Club events (fairs, panels, speakers, club CV books, etc)	2%
Outside sources	23%
Personal contacts	19%
Executive search	2%
Speculative letters/cold calling	1%
Internet job boards	1%

Primary reason for accepting job	
Nature of work	72%
Promotion prospects	12%
Location	7%
Work/life balance	6%
Compensation	3%


MBA 2009 salary information

[BACK](#)
[NEXT](#)
[EXIT](#)
[PRINT](#)
[SEND](#)



Salary information		UK pounds				US dollars*			
		Min	Max	Mean	Median	Min	Max	Mean	Median
Overall									
Base salary	100%	£22,456	£106,700	£64,248	£63,690	\$37,823	\$179,714	\$108,212	\$107,272
Sign-on bonus	62%	£2,780	£45,000	£17,347	£16,710	\$4,682	\$75,793	\$29,217	\$28,144
Year-end bonus	92%	£1,668	£60,000	£16,077	£13,684	\$2,809	\$101,057	\$27,079	\$23,048
Healthcare	83%								
Relocation	46%								
2nd year fees	20%								
Car	20%								
Stock options	16%								
Mortgage	8%								
Consulting									
Base salary		£24,839	£101,904	£68,973	£70,000	\$41,836	\$171,636	\$116,171	\$117,900
Sign-on bonus		£4,989	£26,065	£14,667	£15,000	\$8,404	\$43,901	\$24,703	\$25,264
Year-end bonus		£2,500	£26,235	£13,464	£12,738	\$4,211	\$44,187	\$22,678	\$21,454
Finance									
Base salary		£50,000	£106,700	£63,470	£60,000	\$84,215	\$179,714	\$106,902	\$101,057
Sign-on bonus		£5,937	£45,000	£22,527	£22,000	\$10,000	\$75,793	\$37,942	\$37,054
Year-end bonus		£10,000	£60,000	£27,389	£25,000	\$16,843	\$101,057	\$46,132	\$42,107
Industry									
Base salary		£22,456	£89,120	£60,156	£63,000	\$37,823	\$150,103	\$101,320	\$106,110
Sign-on bonus		£2,780	£25,000	£13,511	£12,620	\$4,682	\$42,107	\$22,757	\$21,255
Year-end bonus		£1,668	£29,686	£10,143	£8,906	\$2,809	\$50,000	\$17,083	\$15,000

>>



*US dollars - converted at 1.6843 from pounds to dollars on 3 August 2009

MBA 2009 salary information

[BACK](#)
[NEXT](#)
[EXIT](#)
[PRINT](#)
[SEND](#)



Salary information	UK pounds				US dollars*			
	Min	Max	Mean	Median	Min	Max	Mean	Median
Asia								
Base salary	£22,456	£87,764	£58,609	£60,191	\$37,823	\$147,821	\$98,715	\$101,380
Sign-on bonus	£4,989	£30,221	£17,425	£17,189	\$8,404	\$50,900	\$29,349	\$28,951
Year-end bonus	£2,807	£24,839	£12,502	£11,814	\$4,728	\$41,836	\$21,058	\$19,898
Europe (outside UK)								
Base salary	£32,000	£101,904	£66,279	£65,388	\$53,897	\$171,636	\$111,634	\$110,133
Sign-on bonus	£4,734	£22,813	£14,232	£14,922	\$7,974	\$38,424	\$23,972	\$25,132
Year-end bonus	£1,698	£29,686	£14,062	£12,738	\$2,861	\$50,000	\$23,685	\$21,454
Middle East								
Base salary	£58,200	£106,700	£84,877	£86,090	\$98,026	\$179,714	\$142,957	\$145,000
Sign-on bonus	£9,215	£17,812	£14,374	£15,000	\$15,521	\$30,000	\$24,210	\$25,264
Year-end bonus	£11,874	£40,417	£25,347	£23,749	\$20,000	\$68,074	\$42,691	\$40,000
USA/Canada								
Base salary	£38,918	£83,396	£64,041	£65,309	\$65,550	\$140,464	\$107,863	\$110,000
Sign-on bonus	£2,780	£35,623	£17,471	£15,845	\$4,682	\$60,000	\$29,426	\$26,688
Year-end bonus	£1,668	£41,698	£14,465	£11,120	\$2,809	\$70,232	\$24,364	\$18,728
Latin America								
Base salary	£58,600	£77,566	£67,878	£67,673	\$98,699	\$130,643	\$114,326	\$113,981
Sign-on bonus	£5,937	£17,500	£11,054	£10,390	\$10,000	\$29,475	\$18,619	\$17,500
Year-end bonus	£5,000	£17,812	£10,192	£8,979	\$8,421	\$30,000	\$17,167	\$15,123
United Kingdom								
Base salary	£37,050	£98,500	£62,841	£60,000	\$62,403	\$165,903	\$105,842	\$101,057
Sign-on bonus	£5,000	£45,000	£19,066	£20,000	\$8,421	\$75,793	\$32,113	\$33,686
Year-end bonus	£2,500	£60,000	£17,975	£15,000	\$4,211	\$101,057	\$30,275	\$25,264



*US dollars - converted at 1.6843 from pounds to dollars on 3 August 2009



Summary data



Employer sector	Primary location
Global Industry 49%	United Kingdom 73%
Internet 8%	Europe (outside UK) 12%
FMCG 7%	Asia 6%
Energy 7%	USA/Canada 4%
Technology/Telecommunications 6%	Latin America 2%
Healthcare/Pharmaceuticals 5%	Middle East 2%
Not-For-Profit/Public Sector 4%	Africa 1%
Leisure/Sport 3%	
Manufacturing 3%	
Media 2%	
Logistics 2%	
Financial Services 1%	
Retail 1%	
Financial Services 38%	
Investment Banking 21%	
Private Equity and Venture Capital 9%	
Asset Management 6%	
Retail and Commercial Banking 1%	
Central Banks/Ministries/Regulation/Public Finance 1%	
Management Consulting 13%	
Management 10%	
Other 2%	
Full Service 1%	
	Source of opportunity
	School community 84%
	Career Services (events, on-campus presentations, job postings, CV search) 71%
	Club events (fairs, panels, speakers, club CV books, etc) 5%
	Alumni 3%
	Networking 3%
	Faculty 1%
	Fellow student 1%
	Outside sources 16%
	Personal contacts 15%
	Internet job boards 1%



Major recruiters

Management Consulting

London Business School Summer Consulting	8
McKinsey & Company	6
The Boston Consulting Group	6
Accenture	3
ZS Associates	3
2020 Delivery	2
Booz & Company	2
Grupo Santander	2
HSBC	2
KAE	2

Financial Services

Credit Suisse	9
Deutsche Bank	8
Citi	6
Goldman Sachs	5
Nomura	5
Bank of America Merrill Lynch	4
Standard Bank	4
Standard Chartered Bank	4
Barclays Group	3
Fortune Asset Management	3
UBS	3
VTB Capital	3
Morgan Stanley	2
Mubadala Development Company	2
Pala Investments	2
The Founders Club	2

Global Industry

Google	13
London Organising Committee of the Olympic Games and Paralympic Games	8
Johnson & Johnson	6
PepsiCo	6
BT	5
Centrica	5
Amazon	3
American Express	3
British American Tobacco	3
Deutsche Post DHL	3
Thomson Reuters	3
Carbon Trust	2
Coca-Cola	2
Europlasma	2
General Mills	2
Infosys	2
Johnson Controls	2
Logotron	2
Medtronic	2
New Energy Finance	2
Procter & Gamble	2
Shell	2
Skype	2
TJX Companies	2
Vodafone	2
Whirlpool	2

Weekly compensation

Currency	UK pounds			US dollars*				
	Mean	Median	Min	Max	Mean	Median	Min	Max
Average	£876	£960	£70	£1,698	\$1,475	\$1,617	\$118	\$2,86
Consulting	£1,066	£1,146	£300	£1,698	\$1,795	\$1,931	\$505	\$2,861
Finance	£932	£1,100	£100	£1,500	\$1,570	\$1,853	\$168	\$2,526
Industry	£780	£818	£70	£1,366	\$1,313	\$1,378	\$118	\$2,300

*US dollars - converted at 1.6843 pounds to dollars on 3 August 2009

