



# Employment Results

## Class 2010

[Home](#) | 
 [Job Acceptance by Source](#) | 
 [Post MBA Salaries](#) | 
 [Employment by Region](#) | 
 [Remuneration by Job Function](#) | 
 [Remuneration by Industry](#)



The Australian School of Business' AGSM MBA graduates of 2010 have achieved excellent employment results with 81% either finding employment or receiving job offers within three months of graduation. The average post-MBA total salary package is AU\$131,788, a 64.1% increase on the corresponding pre-MBA package of AU\$80,297.

Yet again the AGSM MBA programs' ability to meet career achievement goals and deliver return on investment to its MBA graduates has been reflected in the latest [Financial Times \(UK\) 2011 global MBA ranking survey results](#) which have shown an average 3 year (post MBA) salary increase of over 90% by AGSM MBA Alumni.

The 2010 MBA graduates who had completed their

studies by June 2010, were surveyed during the following months of September to December with data being obtained from 90% of the total class.

45% of the AGSM MBA graduates from the Class of 2010 were able to secure jobs through the Alumni Network, On-Campus Recruitment and Career Centre leads. An MBA offers a platform to pursue a career of choice in an industry or job function or a combination of the two. Many MBA students pursue an MBA to change careers.

63% of the AGSM Class of 2010 was able to make a Career Change. 65% of the graduates were able to find employment in Australia, their chosen place to work, while the rest chose to pursue careers in various other parts of the world such as Asia Pacific,

Europe, North America, South America and Africa.

Graduates of the AGSM MBA class of 2010 scored an average GMAT of 655 to gain entry into the full time MBA program and have an average of 6 years pre-MBA work experience. They form a remarkably diverse student body with 59% holding international citizenship, representing more than 28 countries every year.

The continued strong performance of AGSM MBA graduates in securing employment, combined with the attractive salary packages offered by employers, reflects and reinforces the program's ranking as the top MBA program in Australia and amongst the top 40 programs internationally\*.

\*Financial Times MBA 2009 , 2010 and 2011



# Job Acceptance by Source

[Home](#) | [Job Acceptance by Source](#) | [Post MBA Salaries](#) | [Employment by Region](#) | [Remuneration by Job Function](#) | [Remuneration by Industry](#)

# 81%

of graduates were either employed or had received job offers within 3 months of completing the program

## 45%

School  
Facilitated

23% - On Campus Recruitment Program  
22% - Career Services Lead/Jobs Board

## 55%

Graduate  
Facilitated

26% - Job Adverts/Recruiters  
26% - Opportunities from Personal Networking  
3% - Returned to Previous Employers



# Post MBA Salaries

[Home](#) | 
 [Job Acceptance by Source](#) | 
 [Post MBA Salaries](#) | 
 [Employment by Region](#) | 
 [Remuneration by Job Function](#) | 
 [Remuneration by Industry](#)

The average post MBA total salary package for the Australian School of Business AGSM MBA Class of 2010 was:

**AU\$ 131,788**



This was an increase of 64.1% on the average pre MBA total salary package of:

**AU\$ 80,297**

The average post MBA base salary package for the Australian School of Business AGSM MBA Class of 2010 was:

**AU\$ 112,141**



This was an increase of 56.8% on the average pre MBA total salary package of:

**AU\$ 71,540**

## Career Change

Changed Location	65%
Changed Industry/Sector	63%
Changed Function	69%

Salary Statistic	Mean \$AUD	Median \$AUD
Base Salary*	112, 141	105,000
Total Salary Package	131,788	120,000

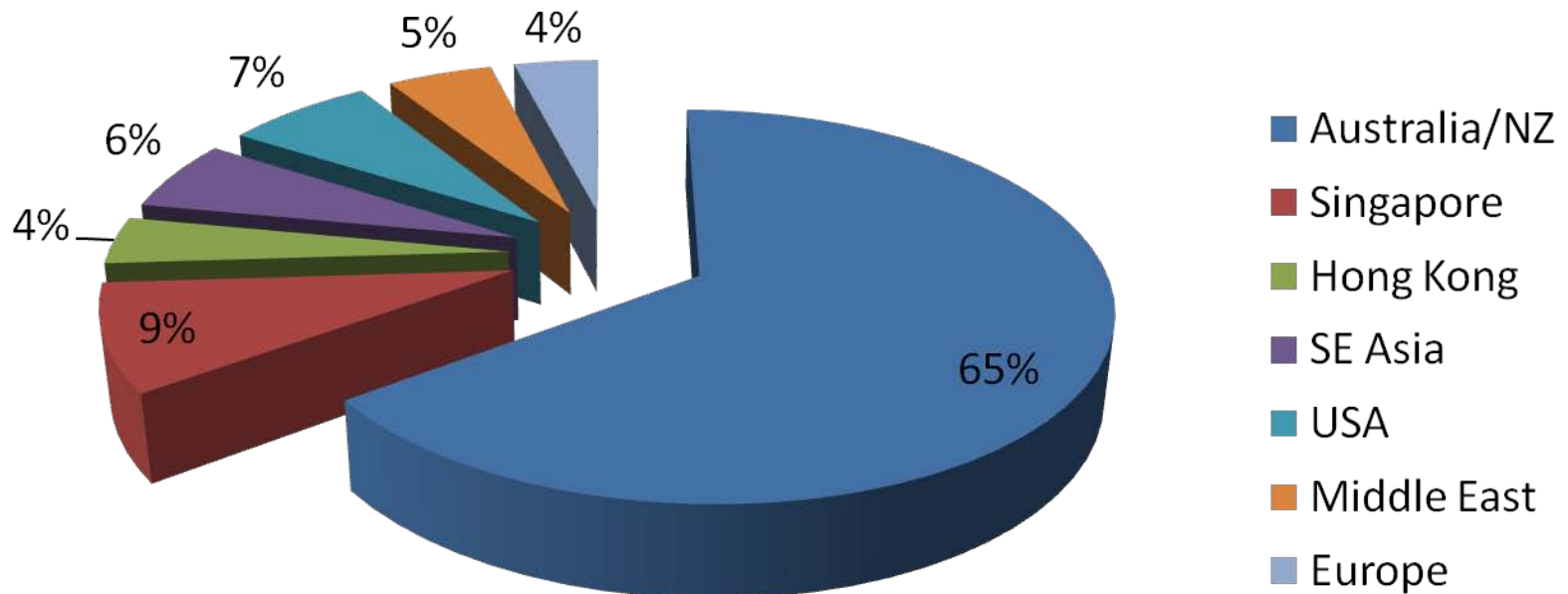
\* Base Salary includes superannuation but excludes bonuses, commissions and other compensation



# Employment by Region

[Home](#) | [Job Acceptance by Source](#) | [Post MBA Salaries](#) | [Employment by Region](#) | [Remuneration by Job Function](#) | [Remuneration by Industry](#)

## Employment by Region



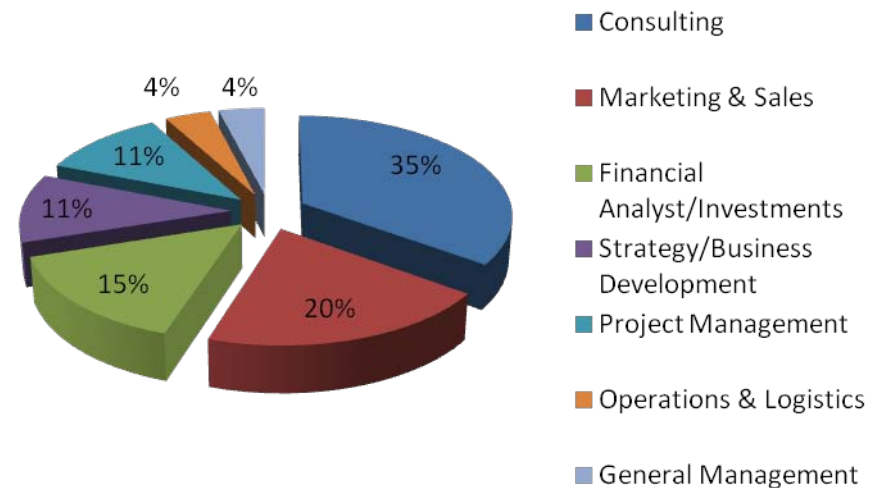


# Remuneration by Job Function

[Home](#) | 
 [Job Acceptance by Source](#) | 
 [Post MBA Salaries](#) | 
 [Employment by Region](#) | 
 [Remuneration by Job Function](#) | 
 [Remuneration by Industry](#)

Job Function	Average Remuneration*
Consulting	<b>\$130,000</b>
Marketing & Sales	<b>\$112,500</b>
Financial Analyst/ Investments	<b>\$164,200</b>
Strategy/Business Development	<b>\$147,850</b>
Project Management	<b>\$112,500</b>
Operations & Logistics	<b>\$98,600</b>
General Management	<b>\$250,000</b>

## Employment by Job Function



\* Base Salary includes Superannuation and excludes bonuses, commissions and other compensations

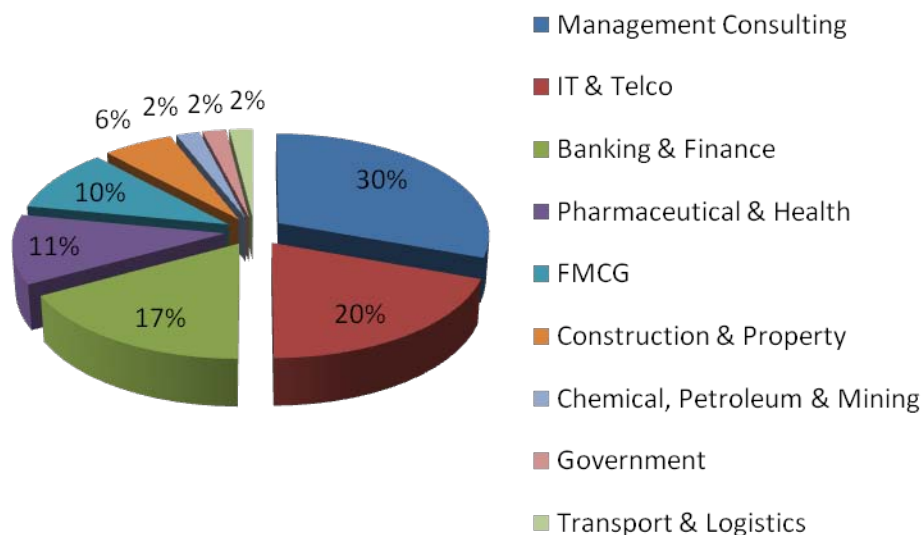


# Remuneration by Industry

[Home](#) | 
 [Job Acceptance by Source](#) | 
 [Post MBA Salaries](#) | 
 [Employment by Region](#) | 
 [Remuneration by Job Function](#) | 
 [Remuneration by Industry](#)

Industry	Average Remuneration*
Management Consulting	\$126,750
IT & Telco	\$138,900
Banking & Finance	\$139,550
Pharmaceutical & Health	\$133,750
FMCG	\$116,690
Construction & Property	\$117,500
Chemical, Petroleum & Mining	\$342,000
Government	\$115,100
Transport & Logistics	\$141,750

## Employment by Industry



\* Base Salary includes Superannuation and excludes bonuses, commissions and other compensations





For further information on any of the above please contact:

AGSM MBA Career Services  
[careerservices@agsm.edu.au](mailto:careerservices@agsm.edu.au)  
[www.agsm.edu.au](http://www.agsm.edu.au)

## UNSW Legal Office

While all due care has been taken to ensure the accuracy of the information in this publication UNSW, including its officers, employees and agents, does not warrant or represent that the information is free from errors or omission. The information is made available on the understanding that UNSW shall have no liability for any loss, damage, cost or expense arising by reason of any person using or relying on the information whether caused by reason of any error, negligent act, omission or misrepresentation in the information otherwise.

Although care has been taken to ensure the accuracy of the information provided, users should rely solely on their enquiries. With the exception of any statutory liability which cannot by law be excluded, no responsibility is accepted by the University of New South Wales, its officers, employees or agents for any error, omission or representation (express or implied) contained in this document.

