



introduces you to



Integrated Reasoning

Everything You Need To Know For the GMAT Integrated Reasoning Section

Get your practice @ the [GMATPill Practice Platform](http://www.gmatpill.com/gmat-practice-test)
<http://www.gmatpill.com/gmat-practice-test>






| | |
|--|-----------|
| Table of Contents | |
| Introduction | 3 |
| About Us | 4 |
| Integrated Reasoning: What is it? | 12 |
| Key Points for Integrated Reasoning | 12 |
| Q: How does Integrated Reasoning affect your 800 score? | 12 |
| Q: Will there be a calculator for the integrated reasoning section? | 13 |
| Q: How much longer will the exam be? | 13 |
| There are 4 types of Integrated Reasoning Questions | 13 |
| Type #1 of 4: Graphics Interpretation | 14 |
| Type #2 of 4: Two-Part Analysis | 15 |
| Type #3 of 4: Table Analysis | 16 |
| Type #4 of 4: Multi-Source Reasoning | 17 |
| Integrated Reasoning Scoring | 18 |
| Additional Points for Integrated Reasoning | 20 |
| Two Part Analysis: What are the 2 Parts? | 22 |
| Two Part Analysis Sample Framework: Table Top Preview | 23 |
| Two Part Analysis Sample Framework: Imaginary 3 rd Column Preview | 24 |
| Two-Part Analysis Practice Questions (5) with Video Explanations | 25 |
| Graphics Interpretation | 30 |
| Graphics Interpretation Practice Questions (5) with Video Explanations | 31 |
| Graphics Interpretation Concepts: Correlation | 36 |
| Graphics Interpretation Concepts: Slope | 37 |
| Graphics Interpretation Concepts: Units & Metrics | 38 |
| Table Analysis | 39 |
| Table Analysis Concepts: Sorting and Rank | 39 |
| Table Analysis Concepts: Mean, Median, Range | 40 |
| Table Analysis: 3 Practice Questions with Video Explanations | 41 |
| Multi Source Reasoning | 44 |
| Multi Source Reasoning: Reading Tips | 45 |
| Multi Source Reasoning: 3 Practice Questions with Video Explanations | 46 |

Introduction

Let this eBook introduce only the most important elements of the Integrated Reasoning section for the purposes of the GMAT exam.

The Integrated Reasoning section introduces various question types that make your brain think in unnatural ways. Part of the way to dominate the GMAT will be to get familiar with these question types using [GMAT Pill's Interactive Question Platform](#) to study your GMAT with.

For a more clear-cut understanding of specific integrated reasoning questions, [sign up for the Integrated Reasoning Pill!](#) Other pills include the SC, CR, RC, DS, and PS Pills.

| | | | | |
|---|---|--|---|--|
|  SC Pill |  CR Pill |  RC Pill |  DS Pill |  PS Pill |
| Sentence Correction OnDemand Videos | Critical Reasoning OnDemand Videos | Reading Comprehension OnDemand Videos | Data Sufficiency OnDemand Videos | Problem Solving OnDemand Videos |
| <ul style="list-style-type: none">• 300 Minutes of OnDemand video• 65 videos (30 videos explaining the 10 Core Frameworks)• Another 35 videos showing you how to apply the frameworks | <ul style="list-style-type: none">• 315 Minutes of OnDemand video• 60+ videos (with visualization diagrams to help you think through GMAT logic flaws)• Frameworks: 91 min• Flashcards: 38 min• Level 600: 85 min• Level 700: 97 min | <ul style="list-style-type: none">• 690 Minutes of OnDemand video• 154 videos and 23 RC Passages with video tutoring thought process• Framework videos to help you develop an attack strategy for each type of RC question | <ul style="list-style-type: none">• 240 Minutes of OnDemand video• 43 videos (12 videos explaining Core Frameworks)• Another 31 videos showing you how to apply them• Bonus: "Brutal Level" DS Flash Card Videos | <ul style="list-style-type: none">• 230 Minutes of OnDemand video• 62 videos (array of concepts including wordy word problems, sequences, geometry, angles and permutations)• Additional videos on Mixture and Word Problems |
| More (SC) | More (CR) | More (RC) | More (DS) | More (PS) |

About Us

GMAT Pill is a unique, thought-process video based approach to dominating the GMAT exam. Our quick and painless approach focuses on helping you maximize your score in as little time as possible. Study less. Score More.

The techniques designed by Zeke Lee, a Stanford graduate, were originally only accessible by the very wealthy who could afford tutoring rates of \$250 per hour. Since Zeke released his study methods out into the public, his techniques have gone viral. Thousands have learned the GMAT Pill Study Method and now – it's your turn.

GMAT Pill Has Been Featured in ...

**Bloomberg
Businessweek**

BusinessWeek

**HARVARD
BUSINESS**

MERGERS & INQUISITIONS
Discover How To Get Into Investment Banking

Training MBA Candidates From Around the World



A Few Unsolicited Email Reviews

Skip to other unsolicited email reviews

- [Kelvin 780](#)
- [Asian Female Wharton 740](#)
- [Kang Cao 690 to 760](#)
- [Brendan Brosnan Review](#)
- [New customer email thank you's](#)
- [Oxford MBA's experience with numerous prep providers](#)

So... I guess the GMAT Pill worked for me.

Inbox x



@accountancy.s

9:59 PM (15 hours ago)



to me

Heya Zeke,

Just letting you know that the GMAT Pill worked pretty well for me. I pretty much just went through the ebook, your Core Frameworks, and the extra Brutal level DS questions; all of that really helped me take the rust off of my math skills and get in shape for the GMAT.

The result?

UNOFFICIAL GMAT™ SCORE REPORT

| | Scaled Score | Percentile |
|--------------|--------------|------------|
| Quantitative | 51 | 98 |
| Verbal | 46 | 99 |
| Total | 780 | 99 |

So... thanks for putting together a great resource!

- Kelvin



Kelvin 780

[Read more about Kelvin here.](#)

Asian Female Wharton 740

[Read more about this student \(Asian Female\) here.](#)

GMAT Pill helps me to get into Wharton!

May 07 | 2012

1 out of 1 people found the following review helpful

VERIFIED REVIEW [What's this?]

★★★★★ By Anonymous joined: October 9, 2011 | 37 | 0 | native speaker

Improvement: 50 Points | Verbal: ★★★★★ | Quant: ★★★★★

This review is for: [GMAT Pill Discount Package](#) | Location: [Online](#) |

I would like to take this opportunity to thank GMAT Pill for helping me getting into Wharton. I learned about GMAT Pill when I was looking for good strategies to improve my reading comprehension section. GMAT Pill absolutely teaches you the best RC strategy among all of the courses out there. I was able to accurately answer the majority of questions within a very short period of time using GMAT Pill's RC strategy. With a looming GMAT deadline coming, I was able to significantly improve my GMAT score from 640 to 690 in less than 2 weeks and got into Wharton with this score. I have tried multiple GMAT courses, including Manhattan GMAT, Kaplan, Knewton, etc. GMAT Pill definitely stands out, teaches you through an efficient way of thinking and giving you an opportunity to significantly improve your GMAT score in a limited amount of time. I highly recommended GMAT Pill to anyone who is seriously considering getting into a top business schools. I believe this is the course that offers the best value at the best price!

Was this review helpful to you?

Yes

No

POST A COMMENT [1]

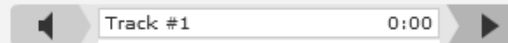


Pop the Pill. Ace the GMAT.

Listen to Kang Cao's 760 + \$50,000 MBA Scholarship Story Here

BusinessWeek

Legendary Story: Kang speaks out on how he discovered GMAT Pill on BusinessWeek and turned his \$179 investment in the GMAT Pill Verbal course into a \$50,000 MBA scholarship and a 760 Total GMAT score.



★ Kang Cao to me

[show details](#) May 18 [Reply](#)

Hi Zeke,

I took my My first GMAT six months ago and my score was 690 (Q50 V32). I didn't plan to retake the GMAT until recently I was waitlisted by a school. I wanted to improve my score so that I could have a better chance of getting off the waitlist. Because I have a full-time job I can only study at night. So I was trying to find a more efficient way to improve my score within a relatively short period of time.

I came across a post on BW in which a person was asking for in choosing a prep course. I read through that post and the GMAT Pill Study Method was recommended by several people. This is how and where I first learned about the GMAT Pill Study Method. After watching a few demo videos on its web page I purchased the verbal part of the GMAT Pill. It turned out this study method works extremely well for me, especially the 10 core frames. For example, I had been confused with the usage of "which" and "that" in SC, but the core frame #5 just made everything clear to me. Another core concept that greatly benefited me in my second test is "cutting the fluff". I'm not a native speaker so I read a bit slow compared to native speakers, particularly, when the sentence is complex. Now with the combined method of "cutting the fluff" and "laundry list", I am able to quickly identify the structure of the sentence and get rid of many incorrect choices as quickly as possible. I believe this ability helped me a lot during my second test.

As for the critical reasoning section, I learned from the GMAT Pill Study Method how to make a diagram based on the given argument. Actually this approach helps me visualize the underlying logic as I read through the question. I think this is also very useful because I tend to think quickly and correctly based on the diagram rather than the long paragraph. At first, drawing a diagram according to the argument seems a bit more time consuming, but as I get more familiar with this entire thought process it actually saves time.

This time, I studied for about a month (about 2-3hours a day) using the GMAT Pill Study Method and it helped me boost my score to 760 (Q51 V41), or 99% in terms of percentile. Another good news I want to share with you is that because of my improved score, today I am admitted into the program for which I have been waitlisted.

So thank you Zeke and thank you for having created this efficient GMAT learning method.


Regards,

Kang Cao

Brendan Brosnan Review

How GMAT SC Pill Blew My Mind?

April 24 | 2012

 **gmatclub** VERIFIED REVIEW [\[What's this? \]](#)

★★★★★ By [brendanbrosnan](#) joined: August 12, 2011 | 0 | 0 | native speaker

Improvement: **N/A** | Verbal: ★★★★★ | Quant: ★★★★★

This review is for: [GMAT Pill SC](#) | Location: [Online](#) |

I recently finished The GMAT SC Pill, and would like to share a few things about it here for all to see. Excuse me if this gets a bit emotional but I must say it's about time someone stood up (Zeke Lee) and simplified the GMAT prep process, started to use simple language, and made easy to remember methodology for attacking the GMAT, especially sentence correction.

The unique study method Zeke has created is ever so important in SC because SC could drive the best of us crazy with the almost countless idioms, expressions, and grammar rules in English. He has come up with a method that is both visual and auditory and I am yet to come across something to match it in my GMAT journey so far.

My experience so far in preparing for GMAT began as a GMAT instructor for Kaplan, and apart from a few basic strategies that I learned there, I can say my score had remained in the 600s. I also studied MGMAT and felt an immediate improvement after going through their guides too but still feel they lack the psychologically stimulating edge that The GMAT Pill provides.

Let me describe how it felt to move from Kaplan to The GMAT Pill for the first time...(This may sound a bit far out there but bear with me:)) It feels like when a person moves from Jakarta to Bali! Trust me, the difference is huge. Your GMAT Pill for Sentence Correction is awesome. Moving from Kaplan's online course to the GMAT SC Pill was an awakening!

Here are just a few of the things I have learned from The GMAT SC Pill:

- 1.I learned to remember X&Y consistency, and watch for keywords such as "and". As soon as I see "and" in a sentence now, I immediately focus on whats on the left and what's on the right to make sure they are consistent.
- 2.I learned a cool concept that Zeke calls "Laundry Lists and Long Sentences". By this I mean lists of items, be they nouns, adjectives, phrases etc. The important thing with "laundry lists" is that they are following a parallel structure.

3.I learned to deal with verb tenses better than I used to. One of the most enlightening things in the SC Pill was the lesson on past tense. Zeke showed that if the sentence starts in the past tense, then it's most likely that if there were other actions in the past tense after that event then the tense to use would be past simple. If the writer wants to emphasize a past before another past then you use the past perfect (had +verb-ed)

4.I learned to use the visual concept of Apples and Oranges, when facing comparison issues, and this helped me greatly in an area that I was kind of less confident about before taking The GMAT SC Pill

In addition to these benefits, I got a feeling of confidence from Zeke's tutorials that I had not received elsewhere. I guess it's because Zeke has a very common sense approach to the GMAT, and I think none more so than on sentence correction. He truly believes and proves that anyone can master sentence correction in this cool product. If I had only gotten my hands on this sooner...

Regards and thanks Zeke

Brendan Brosnan

Was this review helpful to you?

Yes

No

 POST A COMMENT






Be the first person to comment on this review.

★  Zeke Lee Confirmed receipt. 
★  to me [show details](#)  [Reply](#) 

Hi Zeke,

Quick email to say I just started using the Quant Pill combo I purchased and the videos are extremely useful! Thank you for creating this!



★ from  [hide details](#) Jan 20 (3 days ago)
to Zeke Lee <zeke@gmatpill.com>
date Thu, Jan 20, 2011 at 3:45 PM
subject **GMAT Pill is the best** 
mailed-by gmail.com
signed-by gmail.com
Zeke
I just wanted to keep you posted. I am writing the exam on  and have been using the GMAT Pill. You are a God send my Friend. Any suggestion what else should I do? I was thinking that one day, I do the GMAT Pill and then I do the GMAT prep test and see how I do it? What do you think?
thanks

--
Regards,

[Reply](#) [Forward](#) [Invite !\[\]\(d5f89357db8a95ac517af893216a5619_img.jpg\) to chat](#)

New Customer Email

gmatpill new customer: thank you and introduction Inbox | X

★ [redacted] to [show details](#) 9:38 PM (13 hours ago) [Reply](#)

Hey Zeke,

I wanted to send you a quick email to introduce myself and to thank you for this product. I came across it the other day, watched the sentence correction examples, then bought the sentence correction pill. I loved your methods and was in shock by how much I retained and by how well I can now do sentence correction problems. Obviously, I ended up buying the two other pills.

UNSOLICITED

Some background regarding my gmat year long adventure... I took the gmat 3 times (received 510, 500, 500). My first time, I took it cold w/o any prep work. I then took a gmat class after my first 510 (then didn't do any better on the next test, 500). Then I hired a private tutor (I took the exam this past saturday on 12/5 and didn't do any better, another 500). On top of all that, I have engineering background and excelled in my quantitative courses. My practice exams range from 580 - 640. So as you can imagine, its been a very frustrating time for me, especially b/c I feel I know the material and have put in more effort than some of my peers. From what I've assessed, I have an issue with my test taking strategy. I always completely finish the exam on time, never randomly guess on a questions, but clearly this isn't a good thing to do b/c from the very nature of the exam your going to be faced with questions that are at the max of your capability.

Anyways...I've bought your products and will be taking the exam once again on [redacted]. Thus far, I'm very confident with what I've bought and see promising improvement in my sentence correction ability.

thank you!!
[redacted]

[Reply](#) [Forward](#)

Some extra help- Inbox | X

★ [redacted] to me [show details](#) May 28 (3 days ago) [Reply](#)

Hi Zeke,

I just got through your first pill (the sentence correction) and have some items I keep seeing myself get confused on. I have them listed below. In any case I am really enjoying your teaching style and feel like I am learning a lot!!!

Questions for you:

1. I find that I am never able to identify when the sentence is a (main sentence/phrase) format. I get sucked into looking for keywords and ultimately get the wrong answer!
2. I also get confused on how to identify the subject and the "fluff" I should skim over- i.e. Level 600 Q1, Level 600 Q14 are a few examples where without your guidance I wouldn't have been able to identify on my own.
3. Most of the 700 level questions I understood after you explained them but a few of them I chose the wrong answers consistently. The ones I had the most trouble with were Level 700 Q4, Q7, and Q9.

Many thanks for any additional insight you may be able to add- I love the shortcuts and the fact that you don't bog people down with big words.

I have been approximately studying for 2 weeks and I work full time so most of my studying is done over the weekends. Also just so I can pace myself correctly (I bought into the full package) - how long do I have access to your frameworks and portal. I am taking the test in August.....

Best,
[redacted]

Good words and Oxford MBA's Experience with Numerous GMAT Prep Providers

just took the GMAT Inbox | X GMATPill | X

o zeke

[show details](#) 4:52 PM (44 minutes ago) [Reply](#) | [v](#)

Hey Zeke,

First of all, thanks for helping me get a 690 on the GMAT! Yea, I know I missed the 700 mark but hey I was in the high 500/low 600 range before I came to you so it's a big jump for me. And I'm pretty sure I almost aced the sentence correction section. Your videos were absolutely amazing. In the beginning I thought I just needed to brush up on some grammar concepts, but I quickly realized that going through a textbook of the rules and such wasn't getting me anywhere. I'm very grateful for bumping into you on the web. I like the sound effects, you should add more.

Secondly, when are your other pills for the other sections gonna be released? I could have done even better if you had the other sections. I have a sister who will be taking the GMAT soon and I think it would help her.

I can't believe guys like Kaplan and Princeton Review are ripping off people with thousands of dollars and there you are helping guys like me for a fraction of the cost! If there's anything I can do help you on your business let me know!

Oh and lastly, don't worry about that money back guarantee thing. It's really generous of you. You helped me quite a bit.

Now if only there were critical reasoning and reading comprehension pills....

Mark



to me [v](#)

Hi Zeke,

Thanks very much!

1) How did you prepare for GMAT on your way to [Oxford's Saïd Business School](#)? How did you decide what program to use?

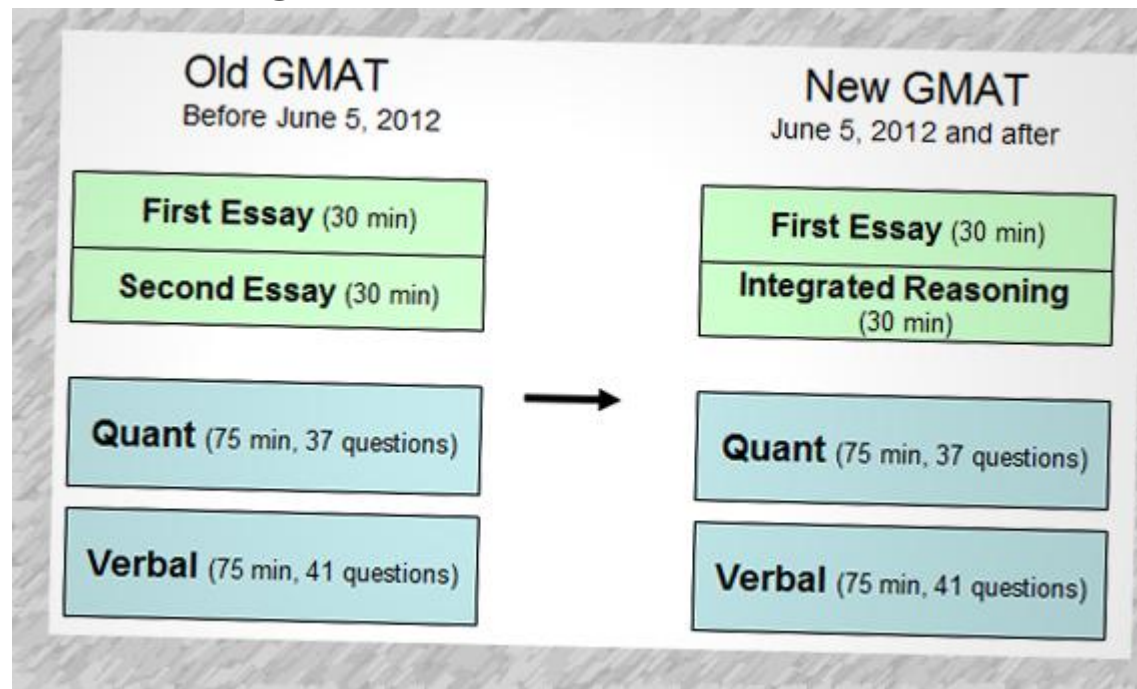
Great question! I had asked friends, and looked around various websites to look for great GMAT programs. I decided to fork out quite a bit for Manhattan GMAT's two week intensive course, where they pound you for two weeks with GMAT material that's normally reserved for a course taught over several months. I chose it because I had heard great things about Manhattan GMAT, and I didn't want to go to those regular Princeton Review or Kaplan programs, and I wanted one that specifically focused on the GMAT. Interestingly enough I heard later that Manhattan GMAT was bought by one of these firms!

I took the course, thought it was good, and took the GMAT right after the course. I bombed the test, as probably the nerves just got to me, and I hadn't really digested the material. I rescheduled to take the test again a couple months later, and scored an acceptable (650) but not a great score. I decided to take a break and try again next year. During the month in-between the two tests I had went through the material again, and had additional help, paying for private lessons from Manhattan GMAT.

[Read more about this Oxford MBA's experience with GMAT Prep](#)

Integrated Reasoning: What is it?

Key Points for Integrated Reasoning



Not computer adaptive like the Verbal and Quant section of the GMAT

Does not count towards your “800” score; score is separate just like the AWA writing score (which is out of 6)

NO Partial Credit; must get all subquestions correct to receive credit for that question

Scaled score out of 8; percentile ranking reported (and these %iles change every month based on data collected from each set of test takers each month)

Q: How does Integrated Reasoning affect your 800 score?

GMAT Pill: It doesn't. You actually get a completely separate score for it – similar to the way you get a separate AWA score. So your score transcript will show your 800 score, your AWA score, and your IR score.

You can read more about [Integrated Reasoning scoring here](#).

Q: Will there be a calculator for the integrated reasoning section?

Yes, onscreen calculator. Unlike the quant section of the existing GMAT section, the integrated reasoning section will involve “weird” math.

I say weird, because sometimes you’ll be using a lot more realistic numbers. Rather than seeing nice round numbers, or nice decimals, you’ll actually see things like

.738 billion

And you might have to divide that by 1.25%. However, most questions you can solve without doing such detailed calculations. The goal is not so much as to trip you on your math as it is to test you on some real-world scenarios with real-world data.

On the regular Quant section, you wouldn’t see weird numbers like this. But the purpose of the IR section is to be more “real-world” realistic in terms of the numbers you’d actually use in business and in business school. So yes, you’ll see these kinds of numbers and may very well need to use the on-screen calculator.

Q: How much longer will the exam be?

Actually it’s going to be the same amount of time. But it’s going to take the place of the 2nd AWA essay. So total time of the exam is still the same – 3 hours and 30 minutes. However, it’s going to be a lot more grueling because the amount of thinking involved to sort data, do calculations, and think critically on the IR section will be a lot more than the amount of thinking that you would have done for just a simple essay.

There are 4 types of Integrated Reasoning Questions

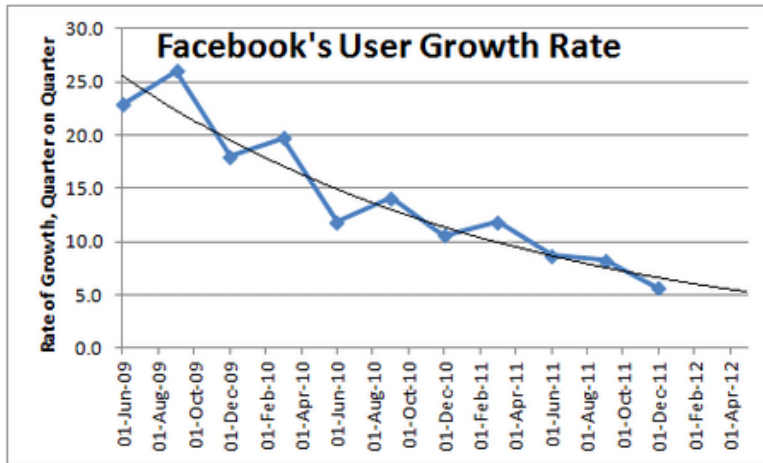
12 IR questions will be auto-generated for the exam. The approximate types of questions you’ll see (again, depending on how the algorithm calculates and the level of difficulty of questions selected) will be:

1. ~4 Two-Part Analysis
2. ~3 Graphics Interpretation
3. ~2 Table Analysis
4. ~3 Multisource Reasoning questions.

Type #1 of 4: Graphics Interpretation

– Here you're given some kind of graph. It could be a bar chart, an XY scatter plot graph, or pie graph, or a Venn diagram. Your job is to interpret the graph and answer the question.

Now of the 12 integrated reasoning questions you get in the 30 minutes, ~3 of those 12 will be graphical interpretation questions. Each of those 3 questions will be formatted in the same way.



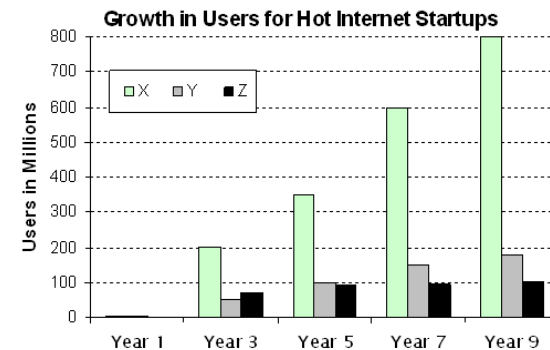
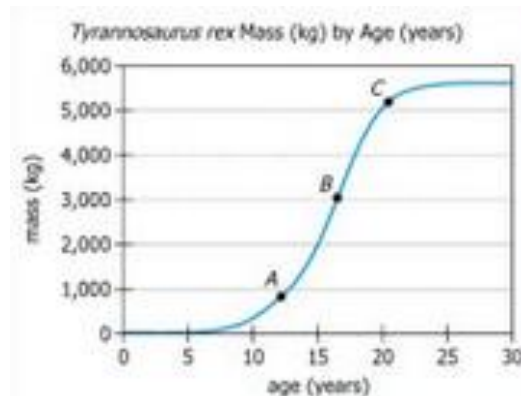
This is a Time VS QoQ Rate of Growth chart for Facebook between June 2009 and April 2012 - just before its IPO in May 2012. The dotted line shows actual data while the smooth line shows an estimated regression of those data points.

Choose the appropriate drop down that best fills in the sentence with accurate information about the graph.

A) The quarter over quarter growth rate took months to fall from the 10%-15% range down to the 5%-10% range.

B) The graph shows there is a seasonal effect on the decline of Facebook's rate of growth during the time period shown.

You'll be given a diagram/graphic and your question will be formatted in the form of a drop down question. There will be two (2) statements and each statement will have a dropdown where you will have to select the appropriate option that best fills in that sentence.



Type #2 of 4: Two-Part Analysis

This usually asks you two questions that both have the same selection pool of available answer choices. The first question is in the first column and the second question is in the second column.

| # of Teachers in 2012 | # of Computer Science Students per Teacher in 2012 | |
|-----------------------|--|--|
| <input type="radio"/> | <input type="radio"/> | $\frac{400}{R} \left(\frac{100-T}{100} \right)$ |
| <input type="radio"/> | <input type="radio"/> | $R \left(\frac{100+S}{100+T} \right)$ |
| <input type="radio"/> | <input type="radio"/> | $\frac{1}{R}$ |
| <input type="radio"/> | <input type="radio"/> | $R \left(\frac{100-T}{100+S} \right)$ |
| <input type="radio"/> | <input type="radio"/> | $\frac{400}{R} \left(\frac{100+T}{100} \right)$ |

Out of the 12 integrated reasoning questions you'll see in those 30 minutes you get for this section, ~4 of them will be two part analysis questions. That's the most out of these 4 types of questions. All four of these two-part analysis questions will ask you to choose 1 answer for each of the 2 COLUMNS.

An example of the two-column format is shown to the left:

Note this "two-part" format differs from the confusingly similar "this/that" question format, which you'll find in the Table Analysis and Multi-Source questions described below.

| Rounds Completed | Teams Remaining | |
|------------------|-----------------|----|
| ✗ | ✗ | 1 |
| ✗ | ✓ | 2 |
| ✓ | ✗ | 5 |
| ✗ | ✗ | 10 |
| ✗ | ✗ | 15 |
| ✗ | ✗ | 20 |

The two-part analysis questions can be either quant-focused or verbal-focused. There's no guarantee you'll get at least one of each on the exam but generally you can expect to spend more time reading through the passages for these questions – they can get to be quite wordy. Even on the quant focused questions, you might find yourself taking multiple steps just to get to your answer.

And remember, there's only one answer in each column (not 5 or 6 answers with one in each row). The answer choice here is in columns so only two parts to this question.

Type #3 of 4: Table Analysis

This involves interpreting a table of information. You might have a few rows of data with a number of columns. You will have the ability to sort columns to help you sort through the pile of data. You will be asked a true or false question and you must answer yes or no for this integrated reasoning question.

The table present gives ad revenue figures for US media publications and their parent company. For each periodical, the table gives 2005 and 2006 ad revenue. For 2006, it offers more detail for each publication, with the metrics shown.

CPM stands for Cost per Mil. It's an industry metric that describes the advertising cost charged to advertisers for every 1000 in audience reach. This "cost" is revenue for the media publications. Each publication has a CPM unique to the quantity and demographics of its readership.

Sort By:

| Periodical | Parent Company | 2005 Ad Revenue \$ | 2006 Ad Revenue \$ | 2006 Ad \$ per Reader | 2006 Total Readers | 2006 Total Pages | 2006 CPM |
|-------------------------------|-----------------------------|--------------------|--------------------|-----------------------|--------------------|------------------|----------|
| The Atlantic Monthly Magazine | Atlantic Monthly Group | 26,441,815 | 30,821,958 | \$23.86 | 1,291,677 | 643.0 | \$37.11 |
| Entrepreneur | Entrepreneur Media Inc | 89,707,596 | 94,576,402 | \$37.99 | 2,489,419 | 1,238.7 | \$30.67 |
| The New Yorker | Condé Nast Publications Inc | 215,365,762 | 204,077,586 | \$54.89 | 3,718,085 | 1,937.0 | \$28.34 |
| Wired | Condé Nast Publications | 64,511,033 | 83,249,783 | \$35.78 | 2,326,726 | 1,279.3 | \$27.97 |

Each column of the table can be sorted in ascending order by clicking on the word "Select" above the table and choosing, from the drop-down menu, the heading of the column on which you want the table to be sorted.

Consider each of the following statements about the ad revenue figures. For each statement, indicate whether the statement is true or false, based on the information provided in the table.

True False

- ✓ ✗ In 2006, parent company Time Inc generated more ad revenue than any other parent media company.
- ✓ ✗ Half of the periodicals with < \$10CPM are owned by Time Inc
- ✗ ✓ To each periodical's parent company respectively, the average value of each "Seventeen" reader is greater than the average value of each "Maxim" reader.

Of the 12 integrated reasoning questions you'll see, ~2 of them will be table analysis questions. Both of these ~2 questions will be in the "this/that" question format. Your job will be to choose Yes/No or True/False for each of the answer choices provided. Most of the time, you will see ~3 rows of answer choices – so you will need to pick 3 answers corresponding to the 2 options for each of those 3 answers. Here's what it looks like:

Note the "This/That" format is similar but not the same as the "two-part" format mentioned above for the Two Part Analysis questions. Don't worry, you'll get the hang of it through the GMAT Pill videos.

Type #4 of 4: Multi-Source Reasoning

This one involves multiple tabs of information. Usually the first question will correspond with the first tab and the second question will correspond with the second tab and so on. All tabs will be related in some way.

| Techniques | Budget | Patient | | | | | | | | | | | | |
|--|-------------------------------------|---|-----|----|--|-------------------------------------|--------------------------|---|--------------------------|-------------------------------------|---|-------------------------------------|--------------------------|--|
| <p>SunnySpa is starting up a medical spa, offering dermatological and cosmetic services for its clients. SunnySpa is trying to figure out whether it can turn a profit depending on what combination of clients it gets in its first month.</p> <p>SunnySpa's offerings include:</p> <p>Isolaz: once per month for 4-6 sessions, this red laser zaps the oil-producing sebaceous glands using a suction-clamp process which more effectively treats the targeted area.</p> <p>Fraxel: once per month for 2-6 sessions, a more intense procedure that uses a laser to treat acne scars by stimulating collagen production deep below the skin.</p> <p>Microdermabrasion: once per month treatment that physically exfoliates the skin using a very small mechanical brush, cutting away dead skin cells on the surface to allow new skin cells to emerge</p> <p>Acne-creams: daily use, the most common creams include 2-5% benzoyl peroxide that attack facial bacteria and retinol lotions that help rejuvenate a new layer of skin</p> | | <p>For each of the following patients, select Yes if, based on the spa's assumptions, an appropriate treatment option exists in its product offering. Otherwise, select No.</p> <table><thead><tr><th>Yes</th><th>No</th><th></th></tr></thead><tbody><tr><td><input checked="" type="checkbox"/></td><td><input type="checkbox"/></td><td>Wedding bride wants to get rid of some acne scars on her face a few months before her wedding</td></tr><tr><td><input type="checkbox"/></td><td><input checked="" type="checkbox"/></td><td>Highschool teenager got sun-burned while staying out in the sun too long without sunscreen.</td></tr><tr><td><input checked="" type="checkbox"/></td><td><input type="checkbox"/></td><td>Highschool senior is hoping to have a glowing face with a fresh new layer of skin in time for prom next week</td></tr></tbody></table> | Yes | No | | <input checked="" type="checkbox"/> | <input type="checkbox"/> | Wedding bride wants to get rid of some acne scars on her face a few months before her wedding | <input type="checkbox"/> | <input checked="" type="checkbox"/> | Highschool teenager got sun-burned while staying out in the sun too long without sunscreen. | <input checked="" type="checkbox"/> | <input type="checkbox"/> | Highschool senior is hoping to have a glowing face with a fresh new layer of skin in time for prom next week |
| Yes | No | | | | | | | | | | | | | |
| <input checked="" type="checkbox"/> | <input type="checkbox"/> | Wedding bride wants to get rid of some acne scars on her face a few months before her wedding | | | | | | | | | | | | |
| <input type="checkbox"/> | <input checked="" type="checkbox"/> | Highschool teenager got sun-burned while staying out in the sun too long without sunscreen. | | | | | | | | | | | | |
| <input checked="" type="checkbox"/> | <input type="checkbox"/> | Highschool senior is hoping to have a glowing face with a fresh new layer of skin in time for prom next week | | | | | | | | | | | | |

Of the 12 integrated reasoning questions that you get 30 minutes to do, ~3 of them will be multi-source questions (MSR for short). ~2 of the 3 questions will be formatted in the "This/That" format that we talked about earlier in the Table Analysis section. You can see it in the above example, each row gets one answer and there are 3 rows.

And the remaining ~1 question will be in the traditional multiple choice format.

| Analyst | Associate | Principal |
|--|-----------|--|
| <ul style="list-style-type: none">• Candidate must have University GPA over 3.2• Candidate must (or will) have graduated from a Top 15 University• Candidate must have demonstrated interest in finance• Candidate must have the ability to work long hours, be highly analytical, and become a master of Microsoft Excel• Candidate total years of experience must be less than 3 years | | <p>Jack joins the bank fresh out of college at age 22 as an Analyst. What is the minimum number of years for Jack (from age 22) before Jack can become a Principal at this same bank?</p> <p>(A) <input type="radio"/> 2</p> <p>(B) <input type="radio"/> 4</p> <p>(C) <input type="radio"/> 4.5</p> <p>(D) <input type="radio"/> 6</p> <p>(E) <input type="radio"/> 6.5</p> |

Integrated Reasoning Scoring

If there are 12 questions and I get full credit for 10, what is my score?

Well first, it's a complicated scoring process.

Your score is going to be scaled, but only for the questions that actually count.

What questions don't count? Well, the experimental questions. It's possible that there are 4 experimental questions, in which case 8 IR questions actually count toward your raw score out of 8. However, you might see 3 or even just 2 experimental questions, in which case you might have 9 or 10 IR questions that actually count. Your score would then be calculated as # of IR questions correct (for the 8, 9, or 10 that actually count) out of the 8, 9, or 10 questions that actually count. That ratio is then placed on a scale out of 8. The integer value (probably rounded) is then your score for the integrated reasoning section.

A lot of different scenarios can play out for your score. In sample example passes for the GMATPrep Software, it was possible to get a full score of 8 with two or even three questions wrong. It's likely that those 2 or 3 questions wrong were the experimental questions. One possibility is that 10 of the 12 questions counted toward the IR score – meaning 2 of them were experimental. So then, of the 10 questions you might get 9 out of 10 correct. Well, what does 9 out of 10 convert to when scaled out of 8? Well now that depends on the overall difficulty of those 10 questions you got. It's possible that getting 1 wrong here still converts to an 8!

On the other hand, it's also possible that you got 4 experimental questions, so 8 of them actually count. Of those 8, you get one wrong. So you have 7 out of 8 correct. What does that convert to for your raw score? Well, difficulty needs to be factored in. Your overall difficulty might be average and 7 out of 8 might convert to a raw score of 7!

So in the first example getting 1 wrong in the set of 10 questions that count might get you an 8, but getting 1 wrong in this set of 8 questions that count might get you a 7!

1 wrong = raw score 8

1 wrong = raw score 7

It's unclear whether one wrong gets you an 8 or a 7. It entirely depends on:

- 1) Which questions you got wrong (real vs experimental)
- 2) How many questions you received that actually counted (8, 9 or 10?)
- 3) Overall difficulty of the collection of questions you received

In a few sample runs, we saw the following results in GMAT Prep software.

12 correct => 8 raw score
11 correct => 8 raw score
10 correct => 8 raw score
9 correct => 7/8 raw score (depending on total difficulty level)
8 correct => 7 raw score
7 correct => 5/6 raw score
6 correct => 5 raw score
5 correct => 4 raw score
4 correct => 3 raw score
3 correct => 2 raw score
2 correct => 2 raw score
1 correct => 1 raw score
0 correct => 1 raw score

So it looks like in these sample runs, the questions that we answered incorrectly might mostly have been experimental questions – since 2 or even 3 questions wrong still scored an 8.

But note, the above example is not always the case. You have no idea which ones are the experimental questions. If this set of 12 questions differed in number of questions that actually counted and differed in total difficulty of questions, we could have a different outcome for results. So, this chart is not 100% accurate but since there are so many moving parts, you can use this chart above as a guide.

What else can we draw from this chart? It's a little bit of gamble whether you have breathing room at the top. Getting 2 or even 3 wrong can get you a full score – just hope that you got the experimental ones wrong, got all really difficult questions, and received more than 8 questions that actually counted toward your score. So it's true, you don't need to get everything correct in order to get a full score.

In some cases, as long as you demonstrate competency by getting about 10/12 correct you can get full score (with the caveats mentioned above). Either way, we want to reiterate that this section really shouldn't be your focus when studying for the GMAT. The focus of your energy should be on the verbal and quant sections of the exam that come AFTER you complete this integrated reasoning section on the actual day of the exam. Verbal + Quant are the real sections that count toward your 800 score, which is what business schools REALLY care about.

The order of the exam is:

- 1) AWA Essay (30 minutes)
- 2) Integrated Reasoning (30 minutes)
- 3) Then Quant and Verbal (75 minutes each)

Don't let the integrated reasoning hurt your stamina, brain power, and most important confidence going into the important section of the exam!

Additional Points for Integrated Reasoning

1. Above, we broke down the 12 questions into the 4 types of questions. You'll have 30 minutes to complete – that's an average of 2 minutes and 30 seconds per question.
2. Note the integrated reasoning section will be near the BEGINNING of your exam — right after the 1st essay — but before the Quant and Verbal sections which are responsible for your overall 800 score.
3. You cannot go backwards on the test. This IR section is not computer adaptive. So, rather than getting harder and harder questions as you get them correct, the 12 questions you get have already been determined by the computer when the test loads.
4. The order in which you see the different types of question types is completely random. That means you might sometimes get a two-part analysis question first. Sometimes you might see multi-source, etc. Don't try to guess which question type you'll get first. In sample runs, there tended to be more two-part analysis questions (4/12) so be sure to prepare for this section. Of course, it's possible you may get 3/12 questions as well – just be prepared.
5. In terms of scoring, the number of correct responses that count (meaning we exclude the 2-4 experimental questions) out of total # of questions that count will be scaled to get your raw score out of 8. The scaling factor will be based on 1) # of questions you received that actually count and 2) total difficulty level of all questions you received. So, it's not as simple as "getting 8/12 questions correct translates to an IR score of 6". Another person taking the exam can get 8 correct and get an IR score of 7. Click here for [more details on integrated reasoning scoring](#).

6. It's possible that if you get 10 out of 12 questions correct you can still get a perfect score. If the two you missed are experimental questions, you actually got 10 out of 10 correct. If the ones you got incorrect were actually real questions, then you actually got 8 out of 10 correct. One may scale to an 8, the other may scale to a 7. To further complicate this, they both may scale to the same score once we factor in difficulty level. So regardless of the mechanics, just try to do your best on the IR – there's no way to figure out which questions are experimental.
7. If you're shooting for that perfect score, don't worry about being too much of a perfectionist. Remember, there are experimental questions so a 10/12 correct can still get you a perfect score if the ones you get wrong are experimental questions
8. There is no partial credit on IR questions. You must get all parts to a question correct to receive credit for the whole question. Two-Part Analysis questions have 2 parts, Table Analysis questions have 3 parts, MSR questions mostly have 3 parts but sometimes can have 1 part (multiple choice), and Graphics Interpretation questions have 2 parts. Again, there is NO partial credit for IR questions.
9. You can read more about integrated reasoning scoring [here](#).

Two Part Analysis: What are the 2 Parts?

The two-parts are the two columns in which you have to choose a correct response, one in each column.

And before these answer choices, you'll see a long passage that can be verbal based (CR + a lot of reading) OR it can be quant based (problem solving / data sufficiency + lots of words). It can be overwhelming and getting lost while answering these questions can be a problem for many test takers.

Well, for this section of the exam, GMATPill has developed frameworks and a video-based approach to communicating strategy and thought process to break these questions down. Whether you have a complex verbal-based or quant-based two-part analysis question, we help you break down the process. Through visualization, frameworks, challenge questions, we step through all parts of a question with you.

Why is this important for the IR questions? Well, because these questions are complicated. Rather than having under 2 minutes per question, for IR questions you are allocated 2 minutes and 30 seconds for each question. Each question is longer to read, takes longer to comprehend, and also takes longer to set up frameworks to attack. As a result, some hand holding is going to be helpful.

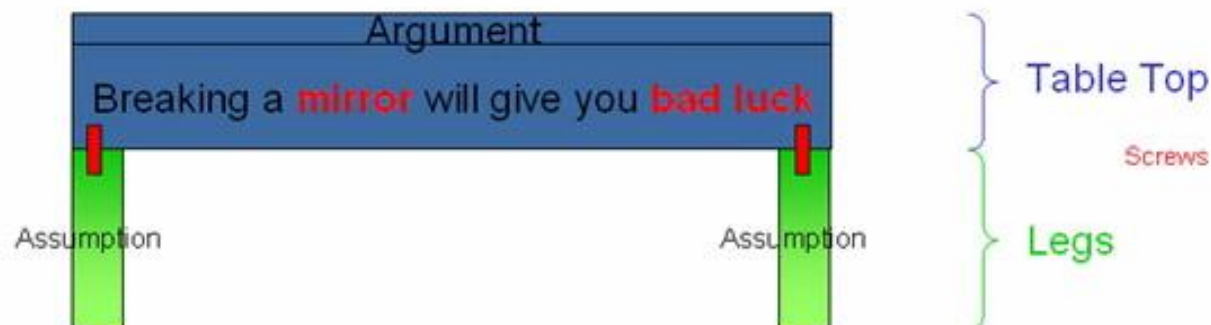
With the [RC Pill](#), we showed you what to read and what not read and why cutting the fluff was important. But with IR questions, you're going to want to read everything and comprehend everything – paying attention to details rather than skipping around paragraphs is going to be the best approach. There's going to be a lot of information, and it's your job when you answer the question to sift through what's important and what's not. There will be a lot of extraneous information. But there is no way to skip it like you can [with RC](#).

For the quant-based two-part analysis questions, we also see a lot more complexity. We recommend connecting the puzzle pieces in order to quickly picture what information you DO know and what information you DON'T know. If you have a connecting relationship between something you DO know and eventually to something you DON'T know, then there is a possible way to figure out what that question mark is.

Two-part analysis might be the most common type of IR question – based on some practice test runs. It's absolutely crucial to get both columns correct in order to get credit for the question so familiarize yourself with the question type. Develop some kind of approach or strategy. And then go ahead and destroy it when you take the new GMAT exam.

Two Part Analysis Sample Framework: Table Top Preview

Framework #3: Table Top (intro)



A good assumption satisfies 2 requirements

- 1) Is Relevant
- 2) Can help answer a potential challenge question

Example Argument: "On Tuesday, I can beat you in video games."

Assumption = ?

Challenge Question #1: Ask yourself - "How is it that on **Tuesday** (specifically – as opposed to Saturday), I can beat you in video games."

Challenge Question #2: Ask yourself - "How is it that on Tuesday, I can beat you in video games (specifically – as opposed to board games)."

The assumption is the statement that helps to answer the above 2 challenge questions.
Because....

Assumption #1) ... on Tuesday (specifically this day), I have access to cheat codes.

Assumption #2) ...with video games (as opposed to other games), I happen to have cheat codes.

In Conclusion: The argument “On Tuesday, I can beat you in video games” makes more sense when it is supported by the assumption that on Tuesday (specifically), I have access to cheat codes.

Alternatively, the argument “On Tuesday, I can beat you in video games” makes more sense when it is supported by the assumption that I have cheat codes specifically for video games.

*This basic **table-top framework** becomes the foundation for all assumption-argument / strengthening / weakening / and inference questions.*

Two Part Analysis Sample Framework: Imaginary 3rd Column Preview

| First Column | Second Column | Imaginary 3 rd column |
|--------------|---------------|---------------------------------------|
| Either | Neither | One but not the other |
| True | False | Cannot definitively say true or false |
| Yes | No | Cannot definitively say yes or no |

Format: All of the two-part analysis questions are formatted in a table format with two columns of radio buttons. Each column of radio buttons needs to be matched and answered with one of the answer options listed in the rows.

The headings of each of the two columns tend to contradict each other. But it’s important to note that these two columns do not cover the entire scope.

Two Part Analysis Trap: You cannot simply go down the 4-6 answer choices and ask yourself if that statement is true or false. Just because a statement is not true, does not mean you should mark that answer is false.

Instead, you should approach these questions by asking yourself whether the statement is definitely true or if it’s definitely false. If you cannot definitively say either one, you can group that statement into an imaginary third column.

Purpose: The purpose of the imaginary third column is to help you better see the big picture and recognize that there is a grey area. When you go through each statement, don’t feel forced to put each statement into one of the two buckets provided. There’s always that third imaginary bucket that statement may belong to.

The easiest way to figure out which statements belong in that imaginary third column, and can therefore be eliminated as a potential answer, is to find statements that are NOT relevant. Statements that are not relevant to the topic at hand most often fit into this third column. Try the sample questions in the next section and you'll better understand how it all fits together.

Two-Part Analysis Practice Questions (5) with Video Explanations

Two Part Analysis Sample Question #1

GMAT Integrated Reasoning - Two-Part Analysis Question # 6: Google and Facebook

Show Calculator

Developers

A Web 2.0 symposium is looking to Silicon Valley for some tech developers to talk about the latest disruptions in our technology-based world today. There will be a morning session and an afternoon session. Each session will have 5 developers. To reflect the diverse changing world of programming, the majority of the developers in one of these sessions will be developers who are not web developers. In the other session, at least 4 of the developers will be women. Neither session should have more than two developers from the same company.

Morning

Mark (male, web developer, Facebook)
 Jeff (male, web developer, Amazon)
 Jenny (female, Android developer, Google)
 Jack (male, Android developer, Amazon)

Afternoon

Mike (male, web developer, Google)
 Jessica (female, iOS developer, Facebook)
 Patricia (female, Android developer, Facebook)
 Michelle (female, web developer, Amazon)

| Either Session | Neither Session | |
|-----------------------|-----------------------|---|
| <input type="radio"/> | <input type="radio"/> | Steve (male, Android, Google) |
| <input type="radio"/> | <input type="radio"/> | Jeremy (male, Java developer, Cisco) |
| <input type="radio"/> | <input type="radio"/> | Michelle (female, Android developer, Yahoo) |
| <input type="radio"/> | <input type="radio"/> | Xiao (female, Android developer, Facebook) |
| <input type="radio"/> | <input type="radio"/> | Kylie (female, web developer, Amazon) |
| <input type="radio"/> | <input type="radio"/> | Maria (female, web developer, Facebook) |

Go to: http://www.gmatpill.com/gmat-practice-test/gmat-integrated-reasoning/two-part_analysis-questions/gmat-prep/Google%20and%20Facebook%20Developers/question/1093

Two Part Analysis Sample Question #2

A plane is taxiing on the runway at slow speed V_0 . As it prepares for liftoff, it accelerates at a constant rate until it reaches V_{15} after 15 seconds. Upon reaching the 15th second, the plane has traveled a distance of 525 meters on the runway.

In the table, select values for V_0 and V_{15} that are together consistent with the information provided. Make only two selections, one in each column.

| V_0 | V_{15} | |
|-----------------------|-----------------------|-----|
| <input type="radio"/> | <input type="radio"/> | 1 |
| <input type="radio"/> | <input type="radio"/> | 2 |
| <input type="radio"/> | <input type="radio"/> | 35 |
| <input type="radio"/> | <input type="radio"/> | 68 |
| <input type="radio"/> | <input type="radio"/> | 72 |
| <input type="radio"/> | <input type="radio"/> | 105 |

Go to: http://www.gmatpill.com/gmat-practice-test/gmat-integrated-reasoning/two-part_analysis-questions/gmat-prep/Plane%20Takeoff%20Velocity/question/1150

Two Part Analysis Sample Question #3

GMAT Integrated Reasoning - Two-Part Analysis Question # 7: Disappearing Bees

[Show Calculator](#)

In recent years, bee populations have been dropping rapidly, partly due to a phenomenon known as Colony Collapse Disorder. Scientists also fear pesticides are destroying bee populations, but it is not clear how they are causing damage.

In the first of the Science studies, a University of Stirling team exposed developing colonies of bumblebees to low levels of a chemical pesticide called imidacloprid, and then placed the colonies in an enclosed field site where the bees could fly around collecting pollen under natural conditions for six weeks. A control group was not exposed to imidacloprid.

At the beginning and end of the experiment, the researchers weighed each of the bumblebee nests - which included the bees, wax, honey, bee grubs and pollen - to see how much the colony had grown. Compared to control colonies not exposed to imidacloprid, the researchers found the treated colonies gained less weight, suggesting less food was coming in. The treated colonies were on average eight to 12 percent smaller than the control colonies at the end of the experiment, and also produced about 85 percent fewer queens - a finding that is key because queens produce the next generation of bees.

From the previous paragraph, which of the following changes to the bee can be inferred to have happened, and which can be inferred to NOT have happened. Make only two selections, one in each column.

| Happened | Did Not Happen | |
|-----------------------|-----------------------|---|
| <input type="radio"/> | <input type="radio"/> | Imidacloprid slowed down the bee's physical movement |
| <input type="radio"/> | <input type="radio"/> | Bee's immune system adapted to the Imidacloprid |
| <input type="radio"/> | <input type="radio"/> | Imidacloprid inhibited the bee's ability to pollinate flowers |
| <input type="radio"/> | <input type="radio"/> | Imidacloprid increased the bee fertility rate |
| <input type="radio"/> | <input type="radio"/> | Imidacloprid affected the bee's ability to bring home food |

Go to: http://www.gmatpill.com/gmat-practice-test/gmat-integrated-reasoning/two-part_analysis-questions/gmat-prep/Disappearing%20Bees/question/1098

Two Part Analysis Sample Question #4



Consider a circular cookie jar as pictured. The following values are all equal: the height, in meters; $\frac{1}{3}$ of the volume, in cubic meters; the area of the circular base, in square meters.

In the table, select a value for the radius of the circular base and a value for the height, where both are measured in meters, so that the two values are jointly consistent with the information provided. Make only two selections, one in each column

| Radius | Height | |
|-----------------------|-----------------------|------------------------|
| <input type="radio"/> | <input type="radio"/> | $\frac{3}{\sqrt{\pi}}$ |
| <input type="radio"/> | <input type="radio"/> | $3\sqrt{\pi}$ |
| <input type="radio"/> | <input type="radio"/> | 9 |
| <input type="radio"/> | <input type="radio"/> | 9π |
| <input type="radio"/> | <input type="radio"/> | $3\pi^2$ |
| <input type="radio"/> | <input type="radio"/> | 3π |

Go to: http://www.gmatpill.com/gmat-practice-test/gmat-integrated-reasoning/two-part_analysis-questions/gmat-prep/Cookie%20Jar%20Math/question/1149

Two Part Analysis Sample Question #5

For a particular custom basketball game, a player receives a personal warning upon accumulating at least 3 fouls within any 12 minute quarter and complete ejection from the court upon accumulating 5 such fouls at any time during the 48 minute game. For any single 48 minute game, missing between 2 minutes and 4 minutes of playtime counts as one-third of an absence, missing between 4 minutes and 10 minutes of playtime counts as half an absence, and missing more than 10 minutes counts as a full absence. However, a basketball player may postpone playtime to make up for up to 3 minutes of unexcused absence at another time.

The table contains descriptions of the unexcused absences of 5 players of a particular custom basketball game. Assume that in each case the basketball player had no other unexcused absences and made up no other time. In the table, select a description of a basketball player who qualified for a personal warning but not a complete ejection, and select a description of a basketball player who qualified for a complete ejection. Make only two selections, one in each column.

| Personal warning | Complete ejection | |
|-----------------------|-----------------------|---|
| <input type="radio"/> | <input type="radio"/> | Fouled once in the first quarter, none in the second quarter, twice in the third quarter, and once in the fourth quarter |
| <input type="radio"/> | <input type="radio"/> | Fouled none in first quarter, none in the second quarter, twice in the third quarter, and twice in the fourth quarter |
| <input type="radio"/> | <input type="radio"/> | Fouled none in the first quarter, none in the second quarter, none in the third quarter, and four times in the fourth quarter |
| <input type="radio"/> | <input type="radio"/> | Fouled twice in the first quarter, once in the second quarter, once in the third quarter, and none in the fourth quarter |
| <input type="radio"/> | <input type="radio"/> | Fouled once in the first quarter, once in the second quarter, once in the third quarter, and twice in the fourth quarter |

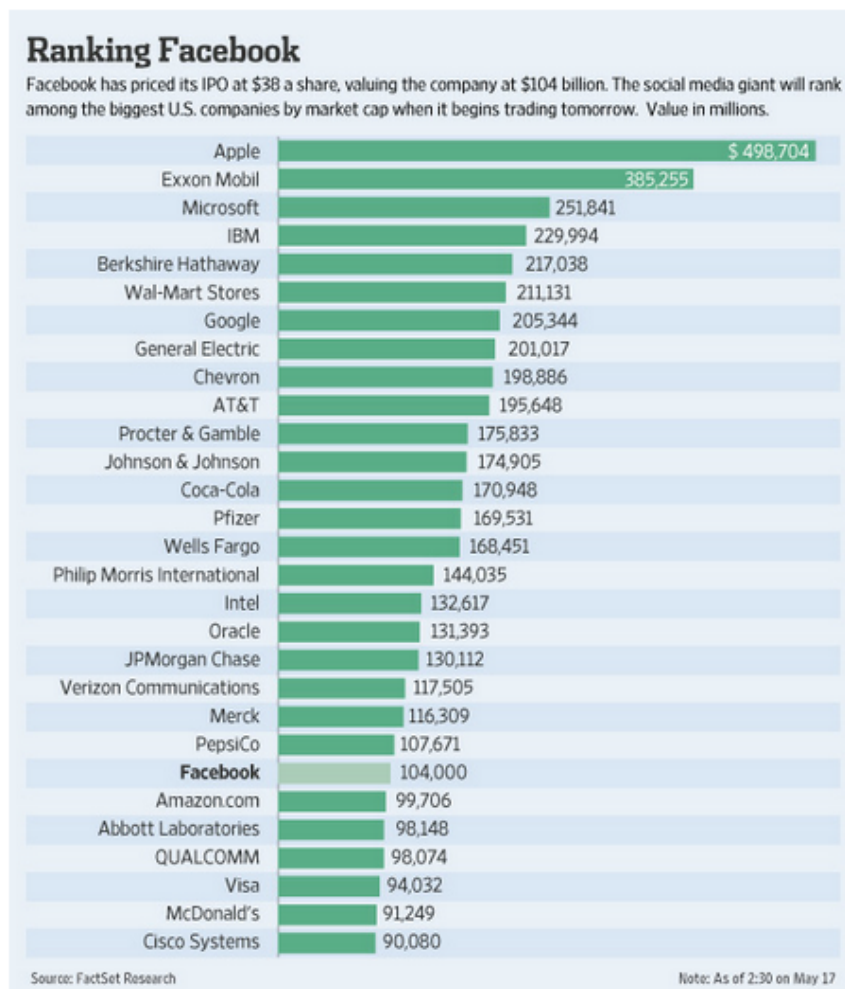
Go to: http://www.gmatpill.com/gmat-practice-test/gmat-integrated-reasoning/two-part_analysis-questions/gmat-prep/Custom%20Basketball%20Rules/question/1273

Graphics Interpretation

The GMAT Integrated Reasoning's Graphics Interpretation involves questions that require you to look at all kinds of graphs and charts including scatterplots with regression lines, Venn diagrams, bar charts, segmented charts, line graphs, bubble charts, and even stock charts. This is certainly the most visually appealing section of the GMAT exam and it may very well be quite fun for many people. That's a good thing. It's certainly a lot more fun and requires less brain power than the [GMAT Integrated Reasoning: Two Part Analysis](#) section.

The more difficult graphics interpretation questions will typically ask you to spot a particular data point and compare that data point with the other data points or another specific data point. To do this, you may be required to manipulate numbers with different units/metrics and so some of the math can get a little tricky. For example, dividing 1.2 billion by 20,000 may be the kind of math that most people are not used to – but you'll see this kind of math on the [GMAT integrated reasoning section](#). Yes, there is an on-screen calculator to use whenever you want. However, note that dividing 1.2 billion by 20,000 will not be easy on the calculator. It is very easy for you to miscount entering the number of zeroes and if you're off by even just one, your entire answer will not be accurate. The key to success when doing these kinds of calculations is to pay attention to metrics. Get used to dividing, moving decimals a few spaces over, and paying close attention to units – whether they are billions, millions, thousands, or decimals.

Graphics Interpretation Sample Question #1: Bar Chart



The graph shows the market capitalization value in millions of dollars for the largest companies in the market as of May 17, 2012. Facebook, priced at \$38 for the IPO, is bolded and rankings in at \$104 B market cap value.

A) Facebook's stock would have to increase to roughly per share in order for Facebook's market capitalization value to reach the value of Apple's market cap.

B) Of the 29 companies listed, the top 10 make up the remaining 19 companies combined.

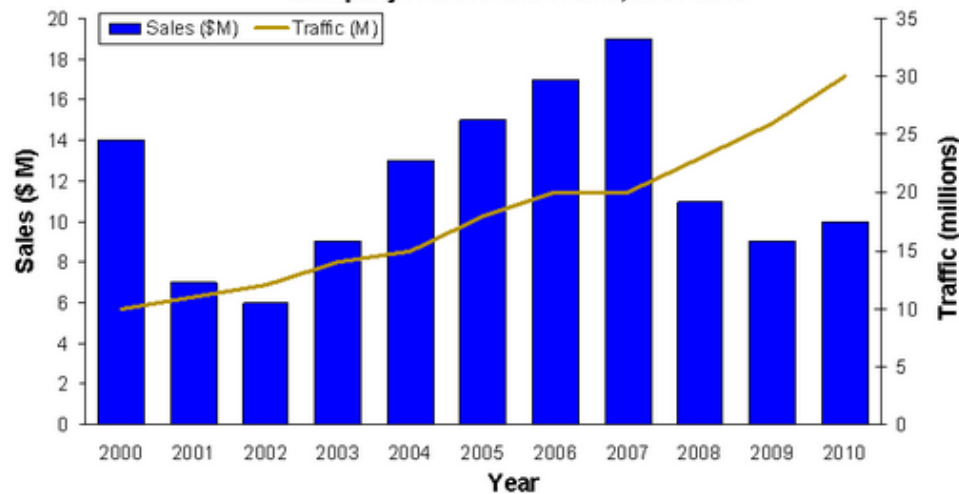
Go to: [http://www.gmatpill.com/gmat-practice-test/integrated-reasoning/graphics_interpretation/gmat-prep/Ranking%20Facebook%20\(Bar%20Chart\)/question/1366](http://www.gmatpill.com/gmat-practice-test/integrated-reasoning/graphics_interpretation/gmat-prep/Ranking%20Facebook%20(Bar%20Chart)/question/1366)

Graphics Interpretation Sample Question #2: Double Axis Bar Chart

GMAT Integrated Reasoning - Graphics Interpretation Question # 8: Company Sales & Traffic (Double Axis Bar Chart)

Show Calculator

Company X Sales and Traffic, 2000-2010



The graph shows the total sales for Company X and its traffic (in millions of unique visitors) for each of the years 2000-2010.

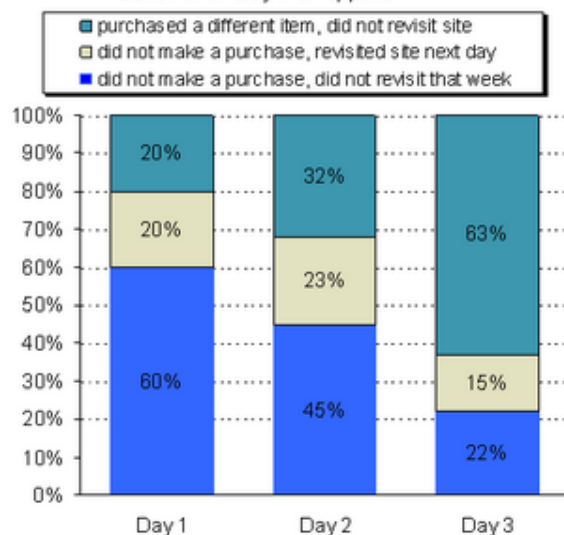
From each drop-down menu, select the option that creates the most accurate statement based on the information provided.

- A) The percent decrease in the total sales from 2007-09 was approximately %.
- B) The amount of dollar sales per unique visitor increased by approximately from 2002 to 2007.

Go to: http://www.gmatpill.com/gmat-practice-test/gmat-integrated-reasoning/graphics_interpretation-questions/gmat-prep/Company%20Sales%20&%20Traffic/question/1137

Graphics Interpretation Sample Question #3: Segmented Bar Graph

GMAT Integrated Reasoning - Graphics Interpretation Question # 9: Behavior of Day 1 Shoppers (Percent Segmentation Graph)

[Show Calculator](#)

During the first week of April, the ChefZ cooking pan was out of stock at Online Retailer X. Day 1 shoppers are those shoppers who came to Online Retailer X's website seeking a ChefZ cooking pan. For each of the first 3 days of that week, the graph shows the subsequent behavior of all the Day 1 shoppers who visited Online Retailer X's website seeking ChefZ. Shoppers who came to the website and purchased a different item in lieu of ChefZ paid an average of 25% more for the item.

From each drop-down menu, select the option that creates the most accurate statement based on the information provided.

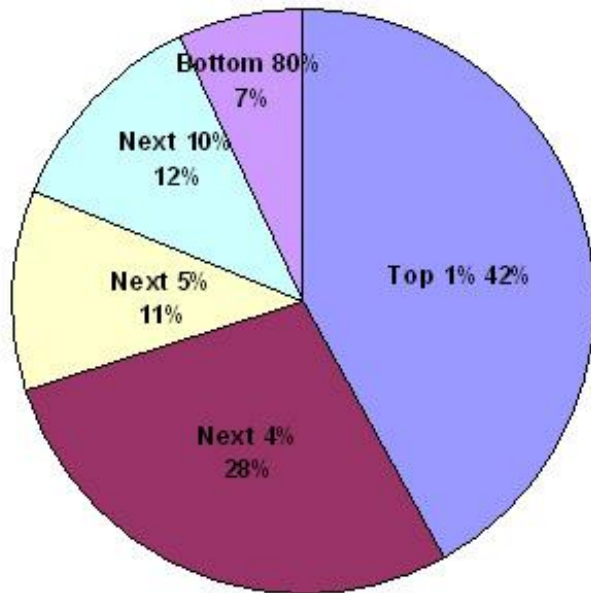
A) % of Day 1 shoppers visited the site on Day 3.

B) Shoppers at Online Retailer X who purchased substitute items on Day 1 and Day 2 paid a total amount that was approximately % of the total all Day 1 shoppers would have paid had each of them been able to purchase ChefZ on Day 1.

Go to: http://www.gmatpill.com/gmat-practice-test/gmat-integrated-reasoning/graphics_interpretation-questions/gmat-prep/Behavior%20of%20Day%201%20Shoppers%20/question/1138

Graphics Interpretation Sample Question #4: Pie chart

American Wealth Distribution



A recent research report measured the \$ net worth of Americans broken down by their percentile ranking between 1983 and 2007. For example, the top 1 percentile of Americans owned 42% of overall wealth accumulated during this time period.

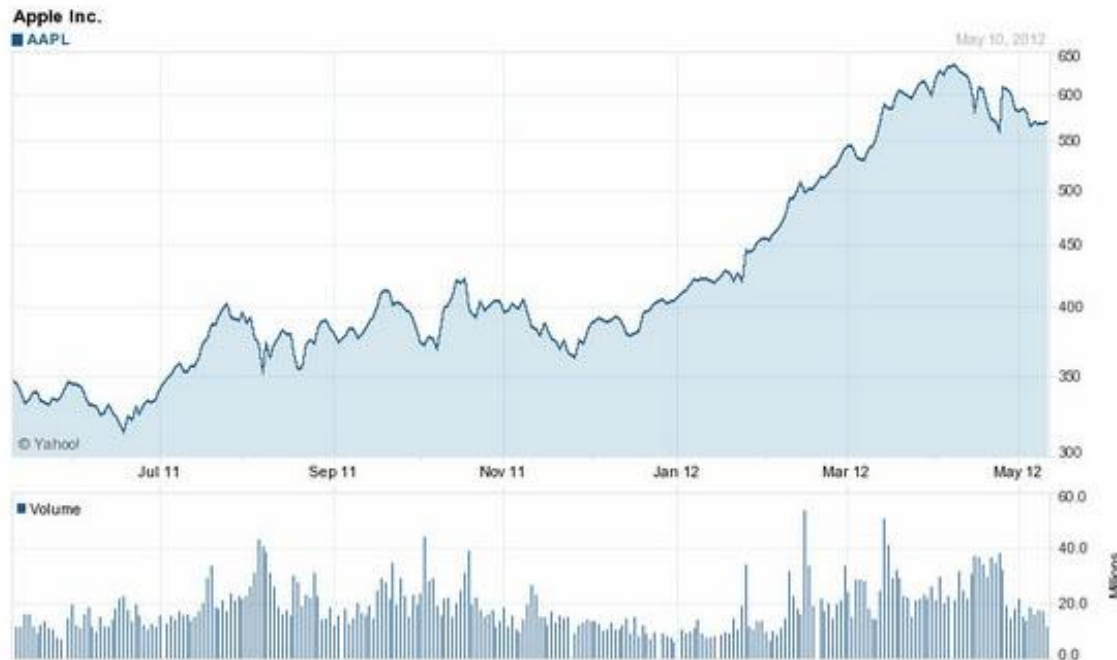
Fill each blank using the drop-down menu to create the most accurate statement on the basis of the information provided.

A) The report indicates that times as much wealth came from the top 1% of Americans as came from the bottom 90%.

B) If, at the time of the report, there were \$100M more in wealth from the bottom 99% than from the top 1%, then the amount of wealth in America at the time of the report was .

Go to: http://www.gmatpill.com/gmat-practice-test/gmat-integrated-reasoning/graphics_interpretation-questions/gmat-prep/Percentile%20Wealth%20Distribution%20in%20America/question/1132

Graphics Interpretation Sample Question #5: Stock Chart



Apple Stock Price

The stock chart to the left shows the price of Apple stock from the May 2011 to May 2012. The corresponding bar graph on the bottom displays the average daily volume for Apple stock on any given day. For example, if 1 million shares of Apple were traded on a particular day where Apple was roughly at \$100 per share, then \$100M worth of Apple stock was traded that day.

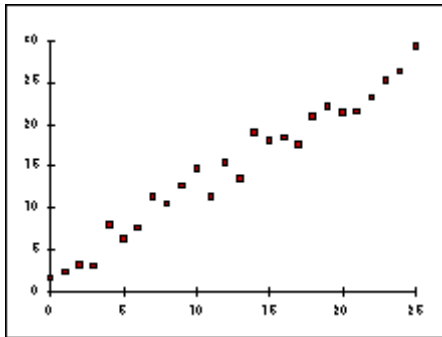
A) The dollar (\$) amount of Apple stock that was traded per day near the trough of the stock in June of 2011 was closest to of the dollar amount of Apple stock that was traded just after the stock peaked in April of 2012 and trended lower.

B) How many of Apple's 75 percentage point increase in stock price from Dec 2011 to the peak in April 2012 was erased by the following decline from 630 to 555?

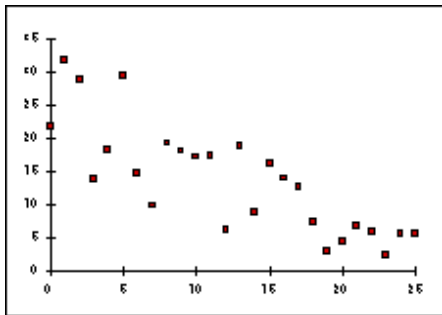
Go to: http://www.gmatpill.com/gmat-practice-test/gmat-integrated-reasoning/graphics_interpretation-questions/gmat-prep/Apple%20Stock%20Chart/question/1298

Graphics Interpretation Concepts: Correlation

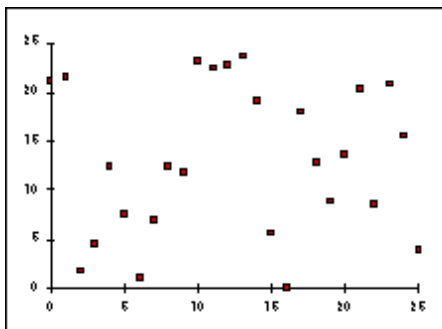
P



Positive correlation – This is basically when one value goes up and the other also goes up in a fairly predictable manner like the graph below.



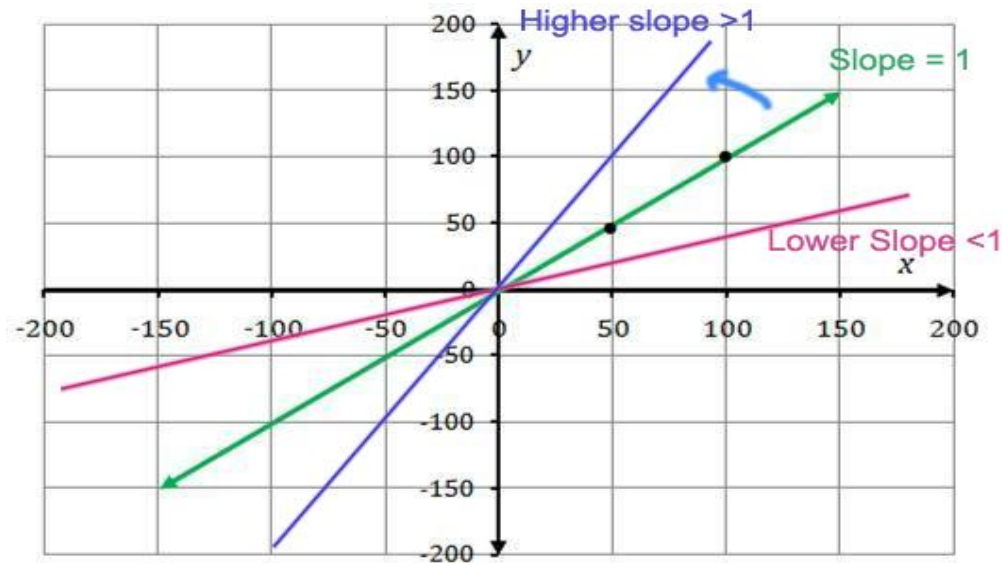
Negative Correlation – This is when one value goes up and the other value goes down in a fairly predictable manner.



No Correlation – This is when there is no predictable pattern – the data points are all over the place and you can't really say there's a strong relationship between the two metrics.

Graphics Interpretation Concepts: Slope

For the purposes of the GMAT, you should know relative slope. Often times, you may be presented with a line similar to the green line presented below that has a certain slope. Let's say it has a slope of 1 as in the case below.



Higher Slope: You should know that by rotating the line towards the up and down y-axis, you are creating a HIGHER SLOPE.

If you keep rotating until the line becomes the y-axis, you effectively reach a really, really high number for the slope—and that

Lower Slope: And by rotating that same line around the origin towards the left and right x-axis, you are creating a LOWER SLOPE.

Once the line becomes exactly the same as the x-axis, you have a slope = 0. Any further rotation would give you a negative slope.

Graphics Interpretation Concepts: Units & Metrics

Graphs are fun to look at, but the GMAT guys can't make the graphics part so easy by just simply asking simple questions. You're going to need to take an extra step – and that often involves working with big numbers.

That's a good thing, right?

In the real world, you'll see big numbers in any industry report – millions in sales, billions in market cap, thousands in units. You'll be asked to combine all of these together.

Sample Question: For example, a company with \$45 million in sales represents what percentage market share of an industry that generates \$1.3 billion in sales per year?

Well, you'll need to divide \$45 million by \$1.3 billion. In problem solving questions, you would do math that includes 45 divided by 130 – nice, simple round numbers.

But for integrated reasoning, you'll be doing things like:

$$\frac{\$45 \text{ million}}{\$1.3 \text{ billion}} = ?$$

GMAT Tip: Match the units/metrics!

How to Apply it: Convert \$1.3 billion → \$1,300 million.

Now do \$45 million divided by \$1,300 million. Do this on the calculator.

The "millions" units/metrics cancel out, so you're left with \$45 / \$1,300.

Enter this into the on screen calculator, and you'll get $\$45 / \$1,300 = .0346 = 3.46\%$

Table Analysis

The table analysis section asks you to look at a two dimensional chart of numeric and non-numeric data. Concepts you might see here including ordering, mean, median, mode, percentages, fractions and more.

Table Analysis Concepts: Sorting and Rank

One unique attribute about the table analysis section is the ability to sort. You can sort data alphabetically and you can also sort data numerically.

Simply selecting the drop down and specifying which column you would like to sort by will sort the rows of data according to that specific column you choose. For example, selecting to sort by "Final Score" will sort the data numerically for the last column shown in the table below.

Sort By:

Final Score

| Years of Experience | Fitness Trainer | Client 1 (100-125kg) | Client 2 (125-150kg) | Client 3 (150-250kg) | Final Score |
|---------------------|----------------------|----------------------|----------------------|----------------------|-------------|
| 2 | Client 1 (100-125kg) | | 12 | 22 | 13.4 |
| 1 | Client 2 (125-150kg) | | 20 | 35 | 20.5 |
| 2 | Client 3 (150-250kg) | | 15 | 39 | 21.8 |
| 3 | Megan | 14 | 22 | 45 | 25.7 |
| 3 | Nick | 16 | 18 | 52 | 27.4 |
| 2 | Peter | 22 | 28 | 49 | 31.9 |
| 4 | Brad | 20 | 25 | 66 | 35.3 |
| 1 | Melissa | 25 | 33 | 62 | 38.5 |
| 4 | Tom | 25 | 35 | 70 | 41.5 |

During the Summer Fitness Challenge, 27 individuals entered the contest to lose weight. Each contestant was categorized by weight group into 3 groups. Each fitness trainer, 9 in total, was assigned to one contestant from each weight group. The number of kgs lost by the end of the 8-week session is recorded in the table below. The final score for the contest was computed as a weighted mean of the kilograms lost for client 1, client 2, and client 3, using the same weights for each fitness trainer.

For each of the following statements, select YES if the statement is true based on the information provided; otherwise select NO.

- | Yes | No |
|--|-----------------------|
| <input type="radio"/> | <input type="radio"/> |
| In calculating the final score for the contest, the weight loss for a fitness trainer's third client (Client 3) had equal weight with the weight loss on Client 2. | |
| <input type="radio"/> | <input type="radio"/> |
| The median final score for all fitness trainers was 27.40 | |
| <input type="radio"/> | <input type="radio"/> |
| For Client 1 weight loss figures for fitness trainers with four years of experience, the range was 8. | |

Exit

Show Answer

Next

Table Analysis Concepts: Mean, Median, Range

Mean, median, and range are pretty standard arithmetic concepts. On the GMAT exam, usually they'll ask you questions related to these concepts usually to a subsegment of some amount of data. So you may be required to do some sorting, then using some constraints figure out what the appropriate median or range of the set is. For example, number of females attending movie theaters on Wednesday (as opposed to other days of the week where data is provided).

Set of Values: {1, 3, 5, 7, 9}

$$\begin{aligned}\text{Mean} &= (1 + 3 + 5 + 7 + 9) / \# \text{ of values} \\ &= 25 / 5 = 5\end{aligned}$$

Mean is the same as average. Just sum up all the values and divide by all the # of values.

$$\text{Median} = \{1, 3, \mathbf{5}, 7, 9\}$$

Median is the "middle" number. Take away high and low values until you can find the middle number. If there are 2 values remaining, take the "mean" or "average" of those 2 numbers to find the median.

$$\text{Range} = 8$$

To find the range, take the largest value and subtract the lowest value. $9 - 1 = 8$

Table Analysis: 3 Practice Questions with Video Explanations

The best way to get used to this new question type is to practice. Below are sample practice questions with links to video explanations and even more questions.

Notice the questions below show numbers of all kinds – decimals, dollars, millions, text, etc.

Table Analysis Sample Question #1

Sort By:

| Periodical | Parent Company | 2005 Ad Revenue \$ | 2006 Ad Revenue \$ | 2006 Ad \$ per Reader | 2006 Total Readers | 2006 Total Pages | 2006 CPM |
|-------------------------------|----------------------------------|--------------------|--------------------|-----------------------|--------------------|------------------|----------|
| The Atlantic Monthly Magazine | Atlantic Monthly Group | 26,441,815 | 30,821,958 | \$23.86 | 1,291,677 | 643.0 | \$37.11 |
| Entrepreneur | Entrepreneur Media Inc | 89,707,596 | 94,576,402 | \$37.99 | 2,489,419 | 1,238.7 | \$30.67 |
| The New Yorker | Condé Nast Publications Inc | 215,365,762 | 204,077,586 | \$54.89 | 3,718,085 | 1,937.0 | \$28.34 |
| Wired | Condé Nast Publications Inc | 64,511,033 | 83,249,783 | \$35.78 | 2,326,726 | 1,279.3 | \$27.97 |
| Business Week- North America | McGraw-Hill Companies | 332,400,680 | 310,378,846 | \$71.41 | 4,346,472 | 2,741.8 | \$26.04 |
| Forbes | Forbes Inc | 323,315,056 | 341,542,339 | \$72.91 | 4,684,548 | 3,388.9 | \$21.51 |
| Vanity Fair | Condé Nast Publications Inc | 258,765,445 | 252,888,362 | \$39.84 | 6,347,102 | 1,938.9 | \$20.55 |
| PC Magazine | Ziff Davis Publishing | 129,885,407 | 115,775,662 | \$27.95 | 4,142,439 | 1,512.5 | \$18.48 |
| GQ Gentlemen's Quarterly | Condé Nast Publications, Inc. | 164,971,292 | 190,348,803 | \$32.60 | 5,839,694 | 1,766.4 | \$18.45 |
| Car and Driver | Hachette Filipacchi Media, U.S. | 221,572,019 | 204,998,117 | \$20.28 | 10,107,949 | 1,141.9 | \$17.76 |
| Golf Digest | Condé Nast Publications, Inc. | 166,326,915 | 170,651,843 | \$26.53 | 6,431,927 | 1,510.4 | \$17.57 |
| The Economist | The Economist Newspaper NA, Inc. | 72,467,873 | 84,558,432 | \$37.54 | 2,252,726 | 2,179.0 | \$17.23 |

The table present gives ad revenue figures for US media publications and their parent company. For each periodical, the table gives 2005 and 2006 ad revenue. For 2006, it offers more detail for each publication, with the metrics shown.

CPM stands for Cost per Mil. It's an industry metric that describes the advertising cost charged to advertisers for every 1000 in audience reach. This "cost" is revenue for the media publications. Each publication has a CPM unique to the quantity and demographics of its readership.

Each column of the table can be sorted in ascending order by clicking on the word "Select" above the table and choosing, from the drop-down menu, the heading of the column on which you want the table to be sorted.

Consider each of the following statements about the ad revenue figures. For each statement, indicate whether the statement is true or false, based on the information provided in the table.

True False

- ☐ ☐ In 2006, parent company Time Inc generated more ad revenue than any other parent media company.
- ☐ ☐ Half of the periodicals with <\$10 CPM are owned by Time Inc.
- ☐ ☐ To each periodical's parent company respectively, the average value of each "Seventeen" reader is greater than the average value of each "Maxim" reader.

Go to : [http://www.gmatpill.com/gmat-practice-test/gmat-integrated-reasoning/table_analysis-questions/gmat-prep/Publication%20Ad%20Revenue%20Stats%20\(A\)/question/1142](http://www.gmatpill.com/gmat-practice-test/gmat-integrated-reasoning/table_analysis-questions/gmat-prep/Publication%20Ad%20Revenue%20Stats%20(A)/question/1142)

Table Analysis Sample Question #2

Sort By: Select...

| Years of Experience | Fitness Trainer | Client 1 (100-125kg) | Client 2 (125-150kg) | Client 3 (150-250kg) | Final Score |
|---------------------|-----------------|-------------------------|-------------------------|-------------------------|-------------|
| 1 | Susan | 10 | 20 | 35 | 20.5 |
| 3 | Megan | 14 | 22 | 45 | 25.7 |
| 4 | Tom | 25 | 35 | 70 | 41.5 |
| 4 | Brad | 20 | 25 | 66 | 35.3 |
| 2 | Peter | 22 | 28 | 49 | 31.9 |
| 1 | Melissa | 25 | 33 | 62 | 38.5 |
| 3 | Nick | 16 | 18 | 52 | 27.4 |
| 2 | Russel | 14 | 15 | 39 | 21.8 |
| 2 | Patty | 8 | 12 | 22 | 13.4 |

During the Summer Fitness Challenge, 27 individuals entered the contest to lose weight. Each contestant was categorized by weight group into 3 groups. Each fitness trainer, 9 in total, was assigned to one contestant from each weight group. The number of kgs lost by the end of the 8-week session is recorded in the table below. The final score for the contest was computed as a weighted mean of the kilograms lost for client 1, client 2, and client 3, using the same weights for each fitness trainer.

For each of the following statements, select YES if the statement is true based on the information provided; otherwise select NO.

- | Yes | No | |
|-----------------------|-----------------------|--|
| <input type="radio"/> | <input type="radio"/> | In calculating the final score for the contest, the weight loss for a fitness trainer's third client (Client 3) had equal weight with the weight loss on Client 2. |
| <input type="radio"/> | <input type="radio"/> | The median final score for all fitness trainers was 27.40 |
| <input type="radio"/> | <input type="radio"/> | For Client 1 weight loss figures for fitness trainers with four years of experience, the range was 8. |

 Exit

Show Answer

 Next

http://www.gmatpill.com/gmat-practice-test/gmat-integrated-reasoning/table_analysis-questions/gmat-prep/Summer%20Fitness%20Challenge/question/1144

Table Analysis Sample Question #3

Sort By:

| UDS Store | City | 12 Pack Single Bottle | Store Type |
|-----------------------|---------------|-----------------------|-------------|
| Big Apple Meat Market | San Francisco | \$10.99 | Grocer |
| Citgo | Boston | \$12.29 | Gas Station |
| Lucky Liquor | Las Vegas | \$16.99 | Gas Station |
| Happy Grocery | Boston | \$11.99 | C-Store |
| Marathon | San Francisco | \$13.99 | Gas Station |
| Paradise Liquors | Las Vegas | \$11.99 | C-Store |
| Pagliari's Liquor | Chicago | \$14.99 | C-Store |
| R&A Grocery | Las Vegas | \$8.99 | C-Store |
| Sysha Food and Liquor | Boston | \$10.99 | C-Store |
| 1272 South Glendale | Chicago | \$11.99 | C-Store |
| Surf Liquor | San Francisco | \$9.99 | C-Store |
| Swift Minimarket | Chicago | \$10.99 | C-Store |
| 99C Depot | Las Vegas | \$10.75 | Grocer |
| V-Food Store Minimart | Chicago | \$10.50 | Grocer |
| 99C Depot | New York | \$6.99 | Grocer |
| 940 Columbus | Chicago | \$13.19 | Grocer |
| B&C Discount Liquor | New York | \$13.59 | C-Store |

The table lists single bottle and 12-pack prices for Aquaphino Water sold in 39 US UDS Stores ("Up and Down the Street" stores) across 5 major cities on May 25, 2012. Store types are categorized as Grocers, Gas Stations, or C-Store (convenience store).

For each of the following statements, select YES if the statement is true based solely on the information reported for the Accounts on this day. Select NO, otherwise.

- | Yes | No | |
|-----------------------|-----------------------|--|
| <input type="radio"/> | <input type="radio"/> | The mean 12-pack price for Aquaphino Water for UDS in Boston was greater than that for the UDS Stores in Las Vegas |
| <input type="radio"/> | <input type="radio"/> | At least one UDS Store selling as a Gas Station had a 12-pack temperature less than \$9. |
| <input type="radio"/> | <input type="radio"/> | For San Francisco UDS stores, the median single bottle price was \$1.42. |

Go to: http://www.gmatpill.com/gmat-practice-test/gmat-integrated-reasoning/table_analysis-questions/gmat-prep/Aquaphino%20Water%20in%20Street%20Stores%20by%20City%20and%20Price/question/1143

Multi Source Reasoning

The Multi Source Reasoning section is most similar to the reading comprehension section.

You will be presented with multiple sources of information displayed in various tabs. Some questions have 2 tabs and some questions have 3 tabs. Each of the tabs has different types of information – it can be different sources or different parts of data. Your job is to draw on the information provided throughout these tabs to answer the this/that question (3-parts) or the multiple choice question (1-part).

Spring Break

Article

Finances

The waterfront beach houses are organized in 3 rows. The spring break company has set aside a block of beach houses (the first row along the waterfront) for its clients; the availability is at a higher-than-normal rate for the waterfront beach houses.

While most spring breakers prefer to stay in beach houses in the waterfront area, they often follow an alternate strategy to avoid the extra cost of reserving a house. Some attendees reserve houses outside the waterfront area - ROWFA strategy. Others reserve beach houses outside the block - ROB strategy - and get a row 2 or row 3 waterfront beach house instead.

Sometimes the tabs will be text-passage based – just like reading comprehension is.

Promotions

Product

| Quantity (packs) | Diapers | Toys | BabyFood |
|------------------|---------|---------|----------|
| 20-49 | 5% off | 10% off | None |
| 50+ | 10% off | 10% off | 20% off |

Other times, you may see tabs like the one below that contain numerical information in the form of tables or small charts.

The answer choices will be in the this/that format – 3 rows with one answer in each row.

For each of the following statements, select *Supported* if the statement is supported by the information provided about acquisitions. Otherwise select *Not Supported*.

Supported

Not Supported

☐

☒

The market capitalization of UT2 was likely lower than that of FaceMake at the time of their acquisitions.

☒

☐

UT2 and Shotwarts were approximately the same size at the time of their acquisitions.

☐

☒

When their acquisitions were announced, investor sentiment toward UT2 was likely higher than it was toward FaceMake or Gryffins.

Multi Source Reasoning: Reading Tips

For MSR, it makes sense to read the first tab and then read the first question. Often times, the first question will be related to the first tab and you'll be able to answer it without referring to information in the second and third tab. If the question seems to require additional information, you can then read the second and third tabs with some additional background as to what the question is asking for.

If the information is text passage based, make sure you pay attention to details. The articles and passages in this section tend to be a bit different from the ones you typically see in a reading comprehension passage. Unlike in reading comprehension where you just want to read enough just to connect the dots, the reading in MSR is going to require you catch some important details. Otherwise, later on when you read the details of the question, you'll waste a lot of time trying to figure out where in the 3 tabs you're supposed to reference to get that detailed information.

Q: How are multi source reasoning text passages different from reading comprehension passages?

In a reading comprehension passage, you typically see passages where an author talks about a certain topic. Either the author argues against a certain way of thinking or he/she is in support of one. Pieces of evidence may be brought up to strengthen the author's intention and the conclusion will be clearly stated.

With multi-source reasoning, the passages are not "complete" in that sense. Oftentimes, the passages will simply be excerpts from an article, or a few email exchanges that go back and forth. They are not necessarily entire passages that have a main point.

This is a bit more reflective of what you might see in a real business environment – just snippets of articles and data. Your job here is to synthesize them all together and make sense of it.

GMAT Tip: Pay attention to the actual question.

Unlike typical reading comprehension questions, you won't necessarily be asked what the main point of the passage was. The questions won't be so straight forward.

For example, you might be asked to look at a series of statements. And the question might state:

"For each of the following issues, select DISAGREE if, based on the information provided, it can be inferred that the programming company and the online video websites would hold opposing positions on the issue. Otherwise, select CANNOT INFER DISAGREEMENT."

Notice this question is custom-created for a specific passage. You won't see this exact question set up with other passages. So it's important to actually pay attention to the specific question they ask for the passage you read. Otherwise, you'll end up staring at the series of statements and won't really know what to do with them.

Multi Source Reasoning: 3 Practice Questions with Video Explanations

Since this question type is new to most people, it makes sense to get practice with it. Get practice reading the first tab. Get practice actually reading the question and understanding what exactly it is asking. Then go through the series of statements made and make an assessment on whether you need to refer to the 2nd or 3rd tabs for additional information to help you answer the question.

Below are several sample multi source reasoning questions with links to video explanations and even more practice questions.

Multi Source Reasoning Sample Question #1

Spring Break

Article

Finances

The waterfront beach houses are organized in 3 rows. The spring break company has set aside a block of beach houses (the first row along the waterfront) for its clients; the availability is at a higher-than-normal rate for the waterfront beach houses.

While most spring breakers prefer to stay in beach houses in the waterfront area, they often follow an alternate strategy to avoid the extra cost of reserving a house. Some attendees reserve houses outside the waterfront area - ROWFA strategy. Others reserve beach houses outside the block - ROB strategy - and get a row 2 or row 3 waterfront beach house instead.

Spring break operators have succeeded in curbing the frequency of these alternatives by increasing the plane ticket by a fixed amount and then offering an equivalent plane ticket price discount to spring breakers who book rooms in the front waterfront block. A study has shown that if this plane ticket discount is equal to at least half the potential savings of a spring breaker's particular cost-saving strategy, the spring breaker is much more likely to reserve a room within the first row of the waterfront block.

For each of the following destinations, select YES if a spring break traveler would spend more money by employing the ROB strategy -- paying the lowest possible waterfront beach house rate in the waterfront area and paying the nondiscounted plane ticket price -- than by reserving a beach house in the first row of the waterfront block. Otherwise, select NO.

- | Yes | No | |
|-----------------------|-----------------------|---------|
| <input type="radio"/> | <input type="radio"/> | Cancun |
| <input type="radio"/> | <input type="radio"/> | Jamaica |
| <input type="radio"/> | <input type="radio"/> | Miami |

 Exit

 Edit




Show Answer

 Next

<http://www.gmatpill.com/gmat-practice-test/gmat-integrated-reasoning/multi-source-reasoning-questions/gmat-prep/Spring%20Break%20Destinations/question/1111>

Multi Source Reasoning Sample Question #2

| Techniques | Budget | Patient |
|---|-----------------------|--|
| <p>SunnySpa is starting up a medical spa, offering dermatological and cosmetic services for its clients. SunnySpa is trying to figure out whether it can turn a profit depending on what combination of clients it get in its first month.</p> <p>SunnySpa's offerings include:</p> <p>Isolaz: once per month for 4-6 sessions, this red laser zaps the oil-producing sebaceous glands using a suction-clamp process which more effectively treats the targeted area.</p> <p>Fraxel: once per month for 2-6 sessions, a more intense procedure that uses a laser to treat acne scars by stimulating collagen production deep below the skin.</p> <p>Microdermabrasion: once per month treatment that physically exfoliates the skin using a very small mechanical brush, cutting away dead skin cells on the surface to allow new skin cells to emerge</p> <p>Acne-creams: daily use, the most common creams include 2-5% benzoyl peroxide that attack facial bacteria and retinol lotions that help rejuvenate a new layer of skin</p> | | |
| <p>For each of the following patients, select Yes if, based on the spa's assumptions, an appropriate treatment option exists in its product offering. Otherwise, select No.</p> | | |
| Yes | No | |
| <input type="radio"/> | <input type="radio"/> | Wedding bride wants to get rid of some acne scars on her face a few months before her wedding |
| <input type="radio"/> | <input type="radio"/> | Highschool teenager got sun-burned while staying out in the sun too long without sunscreen. |
| <input type="radio"/> | <input type="radio"/> | Highschool senior is hoping to have a glowing face with a fresh new layer of skin in time for prom next week |

[Show Answer](#)

<http://www.gmatpill.com/gmat-practice-test/gmat-integrated-reasoning/multi-source-reasoning-questions/gmat-prep/SunnySpa%20Dermatology/question/1094>

Multi Source Reasoning Sample Question #3

CBO

Online Video

We at CBO produce original programming for TV shows, mini-series, and movies. We sell contracts to television conglomerate networks for the exclusive right to broadcast our programming and sell them via DVDs. For this right, the television networks pay CBO substantial fees that help finance CBO expenses and fund future CBO programming projects.

For members of the media, we provide kits complete with information on the actors/actresses in our shows, story plots, list of reviews, video clips and images. Now, however, some internet companies, through user generated content, have not just a collection of video clips and digital photographs of our media programming throughout their site, but also full length versions of our movies and TV shows. Some of these users pirate our content and make it available for free via online video streaming just hours after initial release - this directly affects our DVD sales. Conditions must be placed on these practices, which go beyond basic media exposure; they harm the value of our contracts with television conglomerate networks and violate our rights as owners of the entertainment content. Video-based internet companies that wish to post such content on their websites should therefore sign contracts with the programming company that stipulate what content will be allowed and how much they will cost. As we have in the past, we will legally pursue internet video-based companies and push to have them shut down.

For each of the following issues, select DISAGREE if, based on the information provided, it can be inferred that the programming company and the online video websites would hold opposing positions on the issue. Otherwise, select CANNOT INFER DISAGREEMENT.

Disagree Cannot Infer
Disagreement

- | | | |
|-----------------------|-----------------------|--|
| <input type="radio"/> | <input type="radio"/> | How soon a website should be able to host programming content after it is initially released |
| <input type="radio"/> | <input type="radio"/> | The degree to which online media exposure generates interest in entertainment content |
| <input type="radio"/> | <input type="radio"/> | The conditions under which an online video site should be allowed to disseminate programming media content (video, images) |



Exit



Edit

Show Answer

» Next

[http://www.gmatpill.com/gmat-practice-test/gmat-integrated-reasoning/multi-source-reasoning-questions/gmat-prep/Online%20Video%20Pirating%20\(B\)/question/1493](http://www.gmatpill.com/gmat-practice-test/gmat-integrated-reasoning/multi-source-reasoning-questions/gmat-prep/Online%20Video%20Pirating%20(B)/question/1493)

Home

(V) Sentence
Correction

(V) Critical
Reasoning

(V) Reading
Comprehension

(Q) Data
Sufficiency

(Q) Problem
Solving

Integrated
Reasoning

Practice CAT
Tests

Start GMAT
Course Now

GMAT Practice Test Set # 7 (Questions 19-22)



Time 00:00:17

GMAT Integrated Reasoning > Graphics Interpretation Question # 19: Apple Stock Chart

Show Calculator



Apple Stock Price

The stock chart to the left shows the price of Apple stock from the May 2011 to May 2012. The corresponding bar graph on the bottom displays the average daily volume for Apple stock on any given day. For example, if 1 million shares of Apple were traded on a particular day where Apple was roughly at \$100 per share, then \$100M worth of Apple stock was traded that day.

A) The dollar (\$) amount of Apple stock that was traded per day near the trough of the stock in June of 2011 was closest to of the dollar amount of Apple stock that was traded just after the stock peaked in April of 2012 and trended lower.

B) How many of Apple's 75 percentage point increase in stock price from Dec 2011 to the peak in April 2012 was erased by the following decline from 630 to 555?

Exit

Edit

Show Answer

Next

[Study Your GMAT on GMATPill's Interactive Question Platform](#)



Study Less. Score More.

[SIGN UP NOW](#)