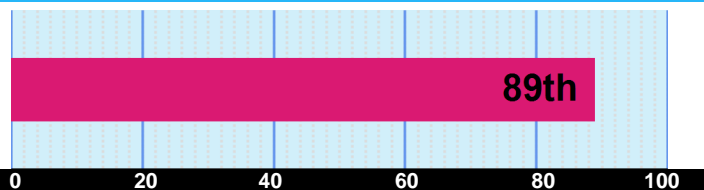


## Overall GMAT Exam Performance

YOUR GMAT TOTAL SCORE:

**700**

PERCENTILE RANKING



YOUR IR SCORE:

**4**

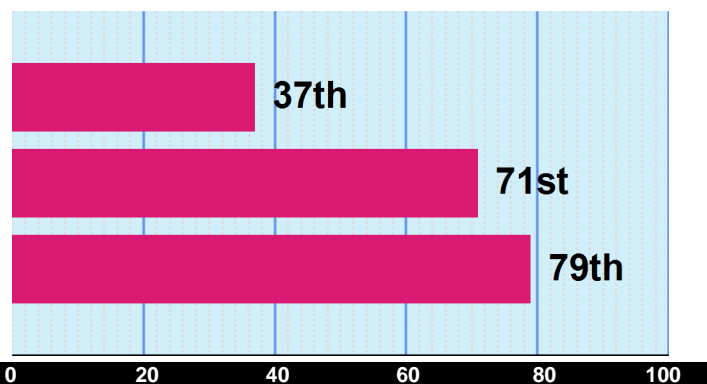
YOUR VERBAL SCORE:

**34**

YOUR QUANTITATIVE SCORE:

**49**

PERCENTILE RANKING



PERCENTILE RANKINGS COMPARE YOUR PERFORMANCE TO 3 YEARS OF GMAT EXAMS SAMPLE SIZE: 782458

## MEAN SCORE

MEAN SCORE:

**547.3**  
(42nd percentile)

Definition

The three year mean GMAT Total score is 547.3. This score is better than 42% of GMAT Exam scores recorded in the past three years.

Note: GMAT scores are valid for five years. Even though your score won't change, your percentile ranking may change when compared with a newer pool of applicants. Shifts tend to be gradual over long periods of time.

## TIME MANAGEMENT BY SECTION

YOUR MEAN RESPONSE TIME PER QUESTION

INTEGRATED REASONING

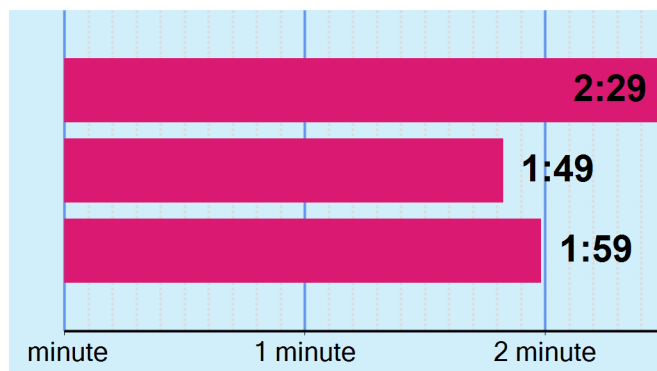
**4**

VERBAL

**34**

QUANTITATIVE

**49**



## MEAN TIME

MEAN TIME FOR ALL TEST TAKERS:

**1:52** minutes

Definition

For all GMAT Exam scores recorded in the past three years the mean time to complete a question in the Integrated Reasoning, Verbal, and Quantitative sections is 1:52 minutes.

## SUMMARY

- Your GMAT Total score of 700 is higher than 89% of GMAT Exam scores recorded in the past three years.
  - Your Integrated Reasoning score of 4 is higher than 37% of GMAT Exam scores recorded in the past three years.
  - Your Verbal score of 34 is higher than 71% of GMAT Exam scores recorded in the past three years.
  - Your Quantitative score of 49 is higher than 79% of GMAT Exam scores recorded in the past three years.
- Your Quantitative score of 49 and your Verbal score of 34 were used to calculate your GMAT Total score. Especially strong or weak scores on either section significantly impacts the GMAT Total score.

## Integrated Reasoning Performance

YOUR OVERALL IR SCORE:

**4**

PERCENTILE RANKING

0 20 40 60 80 100

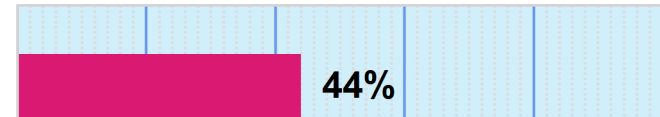


PERCENT OF QUESTIONS YOU ANSWERED CORRECTLY

**44%**

PERCENTILE RANKING

0 20 40 60 80 100



PERCENTILE RANKINGS COMPARE YOUR PERFORMANCE TO 3 YEARS OF GMAT EXAMS

## TIME MANAGEMENT - INTEGRATED REASONING

YOUR MEAN RESPONSE TIME PER QUESTION

OVERALL SECTION

**2:29**

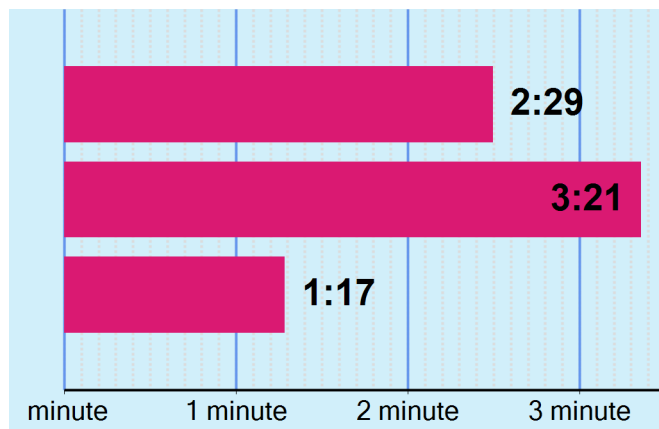
CORRECT

**3:21**

INCORRECT

**1:17**

minute 1 minute 2 minute 3 minute



### MEAN SCORE

MEAN SCORE:

**4.33**

(37th percentile)

Definition

The three year mean GMAT Integrated Reasoning score is 4.3. This score is better than 37% of GMAT Exam scores recorded in the past three years.

Note: GMAT scores are valid for five years. Even though your score won't change, your percentile ranking may change when compared with a newer pool of applicants. Shifts tend to be gradual over long periods of time.

### MEAN TIME

MEAN TIME FOR ALL TEST TAKERS:

**2:27** minutes

Definition

For all GMAT Exam scores recorded in the past three years the mean time to complete a question in the Integrated Reasoning section is 2:27 minutes.

### SUMMARY

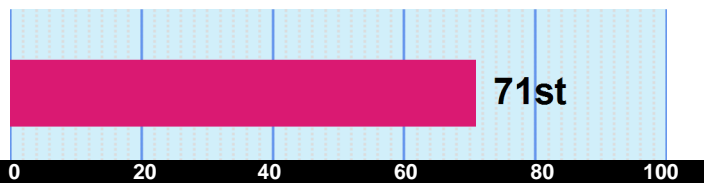
- Your Integrated Reasoning score of 4 is higher than 37% of GMAT Exam scores recorded in the past three years. The mean score for this section is 4.33.
- Lack of familiarity with the format of the four item types may negatively impact performance in this section.
- You completed 12 of the 12 questions in the Integrated Reasoning section.

## Verbal Section Performance

YOUR OVERALL VERBAL SCORE:

**34**

PERCENTILE RANKING



## SUB-SECTION RANKINGS

CRITICAL REASONING

**91st**

READING COMPREHENSION

**60th**

SENTENCE CORRECTION

**66th**

PERCENTILE RANKING



PERCENTILE RANKINGS COMPARE YOUR PERFORMANCE TO 3 YEARS OF GMAT EXAMS SAMPLE SIZE: 782458

## SUB-SECTION TIME MANAGEMENT

YOUR MEAN RESPONSE TIME PER QUESTION

OVERALL VERBAL

**1:49**

CRITICAL REASONING

**1:51**

READING COMPREHENSION

**1:59**

SENTENCE CORRECTION

**1:51**

minute 1 minute 2 minute

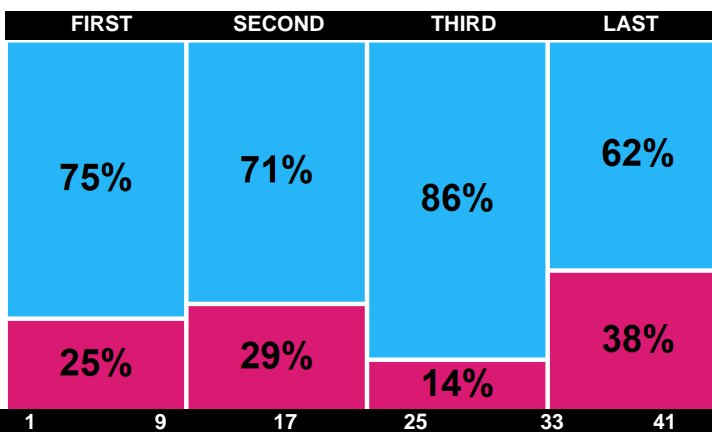
## PERCENT CORRECT

YOUR OVERALL VERBAL SCORE:

**34**

PERCENT OF QUESTIONS ANSWERED CORRECT/INCORRECT

● CORRECT  
● INCORRECT



QUESTION NUMBER

1 9 17 25 33 41

## MEAN SCORE

MEAN SCORE:

**27.04**

(46th percentile)

Definition

The three year mean GMAT Verbal score is 27.0. This score is better than 46% of GMAT Exam scores recorded in the past three years.

Note: GMAT scores are valid for five years. Even though your score won't change, your percentile ranking may change when compared with a newer pool of applicants. Shifts tend to be gradual over long periods of time.

## MEAN TIME

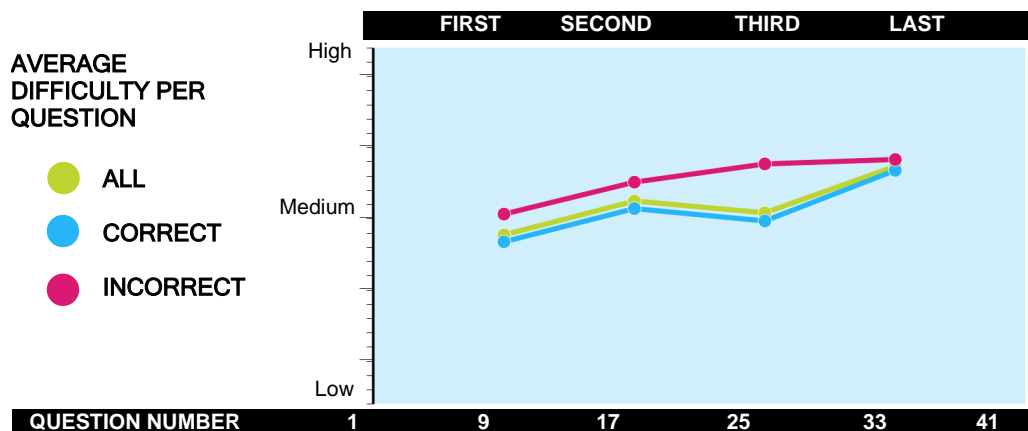
MEAN TIME FOR ALL TEST TAKERS:

**1:42** minutes

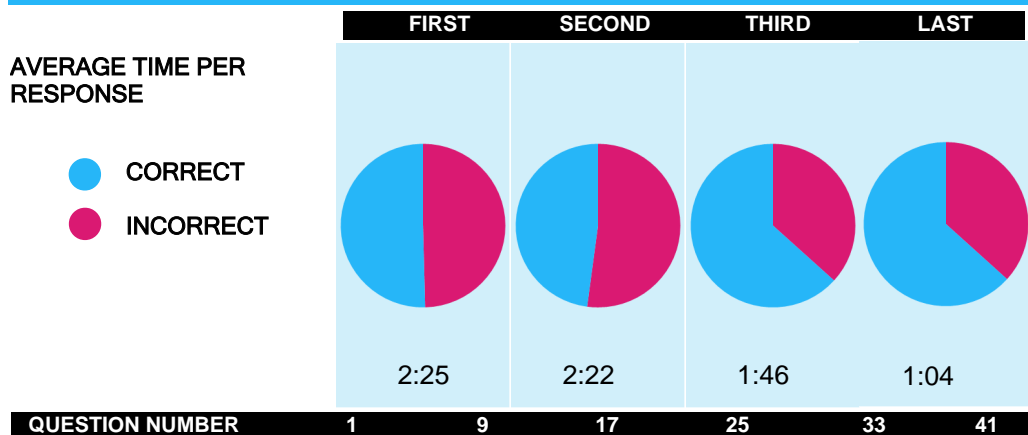
Definition

For all GMAT Exam scores recorded in the past three years the mean time to complete a question in the Verbal section is 1:42 minutes.

## AVERAGE DIFFICULTY



## PERFORMANCE OVER TIME



## SUMMARY

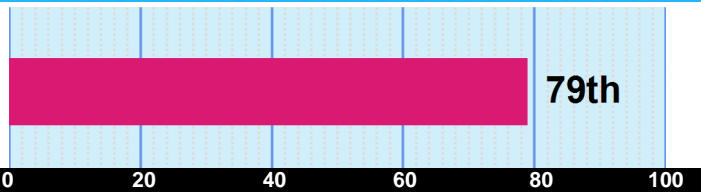
- Your Verbal score of 34 is higher than 71% of GMAT Exam scores recorded in the past three years. The mean score for this section is 27.04.
- Your performance on Critical Reasoning questions was equivalent to a score of 42, which is better than 91% of GMAT Exam scores recorded in the past three years. The mean score for this sub-section is 27.61.
- Your performance on Reading Comprehension questions was equivalent to a score of 31, which is better than 60% of GMAT Exam scores recorded in the past three years. The mean score for this sub-section is 27.32.
- Your performance on Sentence Correction questions was equivalent to a score of 33, which is better than 66% of GMAT Exam scores recorded in the past three years. The mean score for this sub-section is 27.21.
- You completed 41 of the 41 questions in the Verbal section.
- You responded correctly to 75% of the first set of questions, 71% of the second set of questions, 86% of the third set of questions and 63% of the final set of questions.
- The average difficulty of questions presented to you in the first set of questions was Medium, the average for the second set of questions was Medium, the average for the third set of questions was Medium and was Medium for the final set of questions.
- The average time it took you to respond to the first set of questions presented was 2:25, the average time for the second set of questions was 2:22, the average time for the third set of questions was 1:46 and 1:04 for the final set of questions.

## Quantitative Section Performance

YOUR OVERALL  
QUANTITATIVE SCORE:

**49**

PERCENTILE RANKING



## SUB-SECTION RANKINGS

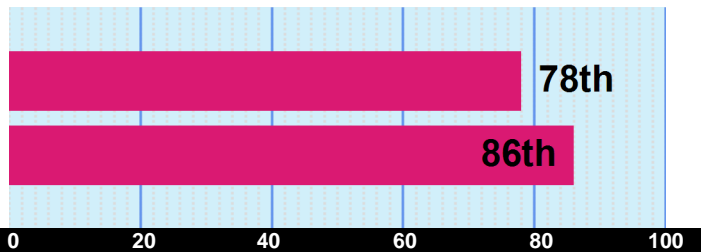
PROBLEM SOLVING

78th

DATA SUFFICIENCY

86th

PERCENTILE RANKING



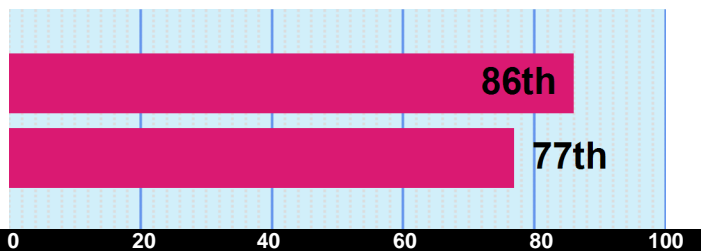
ARITHMETIC

86th

ALGEBRA/GEOMETRY

77th

PERCENTILE RANKING



PERCENTILE RANKINGS COMPARE YOUR PERFORMANCE TO 3 YEARS OF GMAT EXAMS SAMPLE SIZE: 782458

## SUB-SECTION TIME MANAGEMENT

YOUR MEAN RESPONSE TIME PER QUESTION

OVERALL QUANTITATIVE

1:59

PROBLEM SOLVING

1:51

DATA SUFFICIENCY

2:40

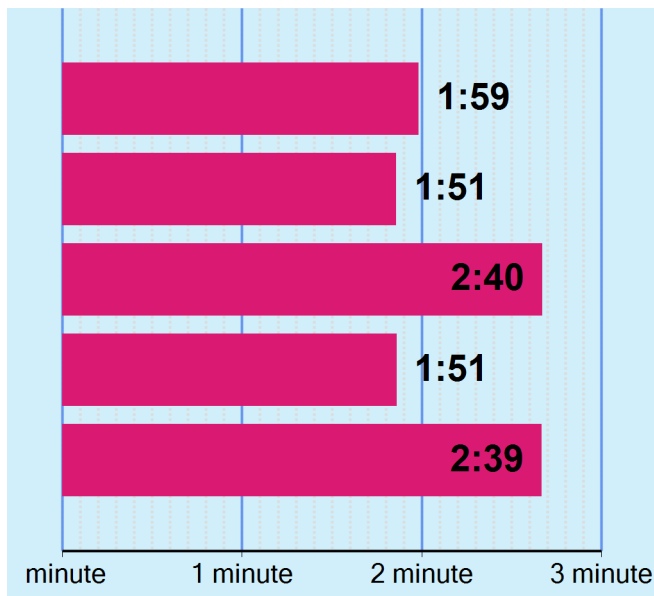
ARITHMETIC

1:51

ALGEBRA/GEOMETRY

2:39

minute 1 minute 2 minute 3 minute



## MEAN SCORE

MEAN SCORE:

**38.03**

(41st percentile)

Definition

The three year mean GMAT Quantitative score is 38.0. This score is better than 41% of GMAT Exam scores recorded in the past three years.

Note: GMAT scores are valid for five years. Even though your score won't change, your percentile ranking may change when compared with a newer pool of applicants. Shifts tend to be gradual over long periods of time.

## MEAN TIME

MEAN TIME FOR ALL  
TEST TAKERS:

**1:56** minutes

Definition

For all GMAT Exam scores recorded in the past three years the mean time to complete a question in the Quantitative sections is 1:56 minutes.

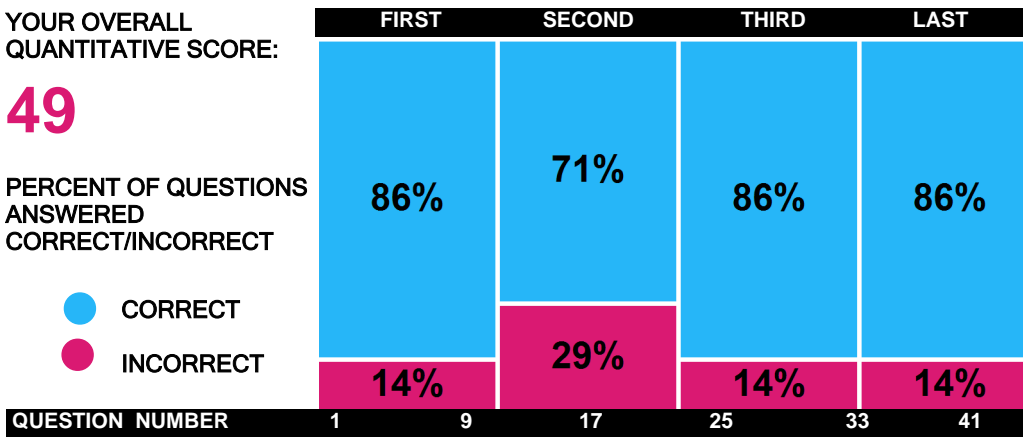
## PERCENT CORRECT

YOUR OVERALL QUANTITATIVE SCORE:

**49**

PERCENT OF QUESTIONS ANSWERED CORRECT/INCORRECT

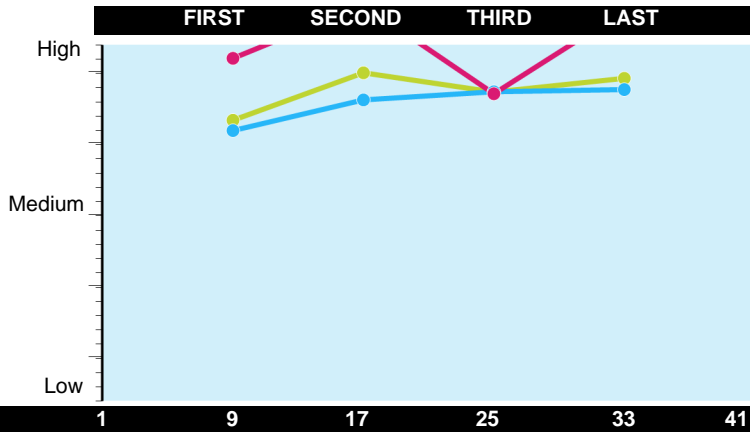
- CORRECT
- INCORRECT



## AVERAGE DIFFICULTY

AVERAGE DIFFICULTY PER QUESTION

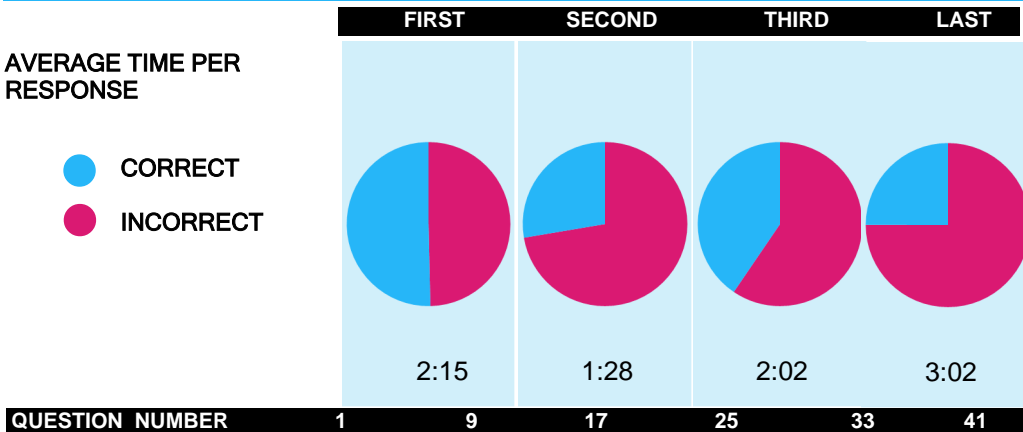
- ALL
- CORRECT
- INCORRECT



## TIME MANAGEMENT

AVERAGE TIME PER RESPONSE

- CORRECT
- INCORRECT



## SUMMARY

- Your Quantitative score of 49 is higher than 79% of GMAT Exam scores recorded in the past three years. The mean score for this section is 38.03.
- Your performance on Problem Solving questions was equivalent to a score of 49, which is better than 78% of GMAT Exam scores recorded in the past three years. The mean score for this sub-section is 38.18.
- Your performance on Data Sufficiency questions was equivalent to a score of 50, which is better than 86% of GMAT Exam scores recorded in the past three years. The mean score for this sub-section is 38.07.
- Your performance on Arithmetic questions was equivalent to a score of 50, which is better than 86% of GMAT Exam scores recorded in the past three years. The mean score for this sub-section is 38.33.
- Your performance on Algebra and Geometry questions was equivalent to a score of 49, which is better than 77% of GMAT Exam scores recorded in the past three years. The mean score for this sub-section is 37.97.
- You completed 37 of the 37 questions in the Quantitative section.
- You responded correctly to 86% of the first set of questions, 71% of the second set of questions, 86% of the third set of questions and 86% of the final set of questions.
- The average difficulty of questions presented to you in the first set of questions was Medium High, the average for the second set of questions was Medium High, the average for the third set of questions was Medium High and was Medium High for the final set of questions.
- The average time it took you to respond to the first set of questions presented was 2:15, the average time for the second set of questions was 1:28, the average time for the third set of questions was 2:02 and 3:02 for the final set of questions.