

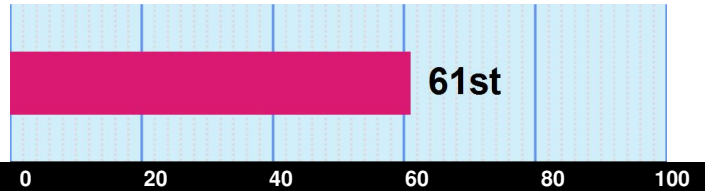
# Your GMAT® Enhanced Score Report

This is NOT an official score report

## Overall GMAT Exam Performance

YOUR GMAT TOTAL SCORE:

**600**



YOUR IR SCORE:

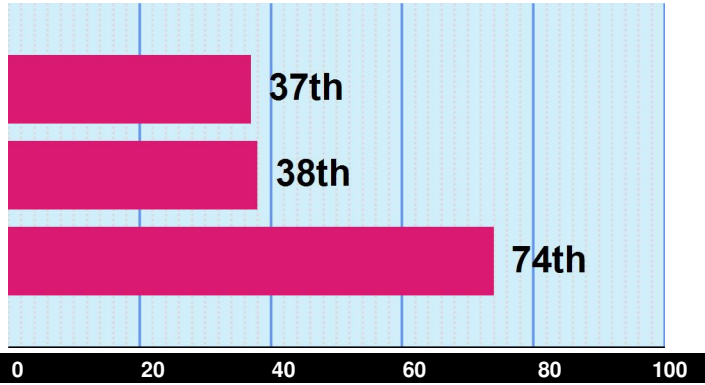
**4**

YOUR VERBAL SCORE:

**25**

YOUR QUANTITATIVE SCORE:

**48**



PERCENTILE RANKING 0 20 40 60 80 100  
PERCENTILE RANKINGS COMPARE YOUR PERFORMANCE TO 3 YEARS OF GMAT EXAMS SAMPLE SIZE: 782458

## MEAN SCORE

MEAN SCORE:

**547.3**

(42nd percentile)

Definition

The three year mean GMAT Total score is 547.3. This score is better than 42% of GMAT Exam scores recorded in the past three years.

Note: GMAT scores are valid for five years. Even though your score won't change, your percentile ranking may change when compared with a newer pool of applicants. Shifts tend to be gradual over long periods of time.

## TIME MANAGEMENT BY SECTION

YOUR MEAN RESPONSE TIME PER QUESTION

INTEGRATED REASONING

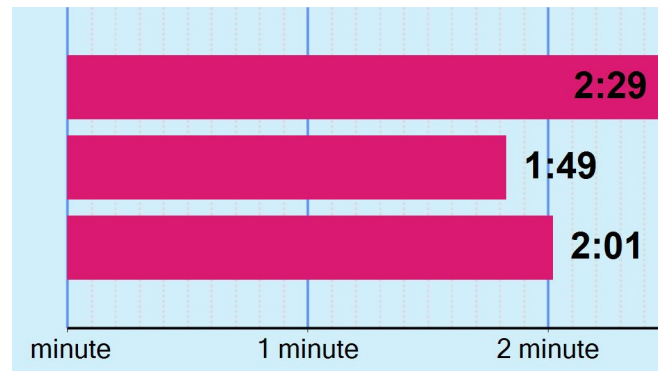
**4**

VERBAL

**25**

QUANTITATIVE

**48**



## MEAN TIME

MEAN TIME FOR ALL TEST TAKERS:

**1:52** minutes

Definition

For all GMAT Exam scores recorded in the past three years the mean time to complete a question in the Integrated Reasoning, Verbal, and Quantitative sections is 1:52 minutes.

## SUMMARY

Your GMAT Total score of 600 is higher than 61% of GMAT Exam scores recorded in the past three years.

- ↳ Your Integrated Reasoning score of 4 is higher than 37% of GMAT Exam scores recorded in the past three years.
- ↳ Your Verbal score of 25 is higher than 38% of GMAT Exam scores recorded in the past three years.
- ↳ Your Quantitative score of 48 is higher than 74% of GMAT Exam scores recorded in the past three years.

Your Quantitative score of 48 and your Verbal score of 25 were used to calculate your GMAT Total score. Especially strong or weak scores on either section significantly impacts the GMAT Total score.

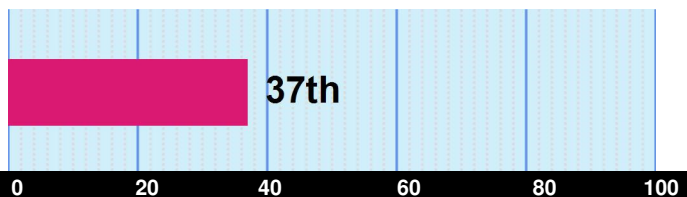
# Your GMAT® Enhanced Score Report

This is NOT an official score report

## Integrated Reasoning Performance

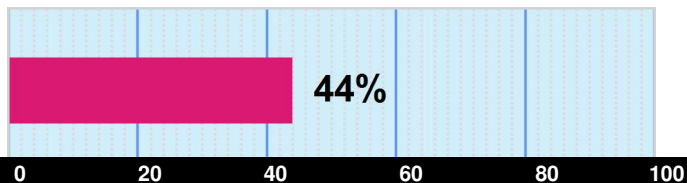
YOUR OVERALL IR SCORE:

**4**



PERCENT OF QUESTIONS YOU ANSWERED CORRECTLY

**44%**



PERCENTILE RANKINGS COMPARE YOUR PERFORMANCE TO 3 YEARS OF GMAT EXAMS

## TIME MANAGEMENT - INTEGRATED REASONING

YOUR MEAN RESPONSE TIME PER QUESTION

OVERALL SECTION

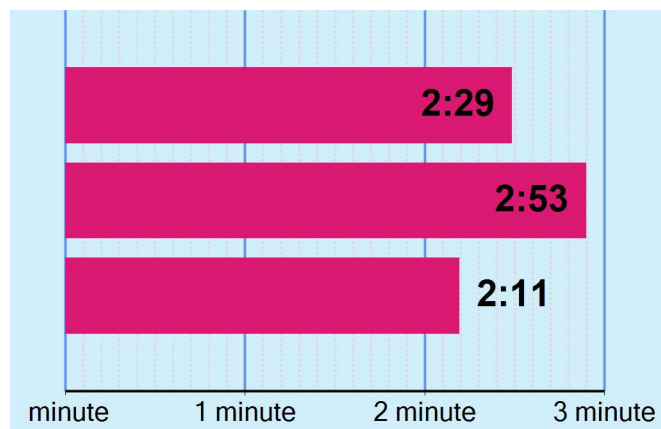
**2:29**

CORRECT

**2:53**

INCORRECT

**2:11**



### MEAN SCORE

MEAN SCORE:

**4.33**

(37th percentile)

Definition

The three year mean GMAT Integrated Reasoning score is 4.3. This score is better than 37% of GMAT Exam scores recorded in the past three years.

Note: GMAT scores are valid for five years. Even though your score won't change, your percentile ranking may change when compared with a newer pool of applicants. Shifts tend to be gradual over long periods of time.

### MEAN TIME

MEAN TIME FOR ALL TEST TAKERS:

**2:27** minutes

Definition

For all GMAT Exam scores recorded in the past three years the mean time to complete a question in the Integrated Reasoning section is 2:27 minutes.

### SUMMARY

Your Integrated Reasoning score of 4 is higher than 37% of GMAT Exam scores recorded in the past three years. The mean score for this section is 4.33.

Lack of familiarity with the format of the four item types may negatively impact performance in this section.

You completed 12 of the 12 questions in the Integrated Reasoning section.

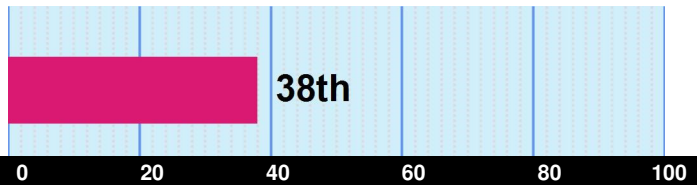
# Your GMAT® Enhanced Score Report

This is NOT an official score report

## Verbal Section Performance

YOUR OVERALL VERBAL SCORE:

**25**



## SUB-SECTION RANKINGS

CRITICAL REASONING

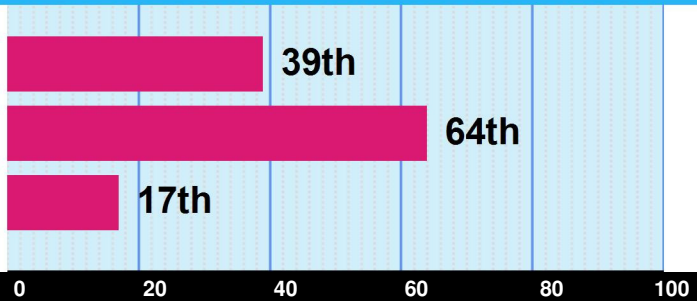
**39th**

READING COMPREHENSION

**64th**

SENTENCE CORRECTION

**17th**



PERCENTILE RANKINGS COMPARE YOUR PERFORMANCE TO 3 YEARS OF GMAT EXAMS SAMPLE SIZE: 782458

## SUB-SECTION TIME MANAGEMENT

YOUR MEAN RESPONSE TIME PER QUESTION

OVERALL VERBAL

**1:49**

CRITICAL REASONING

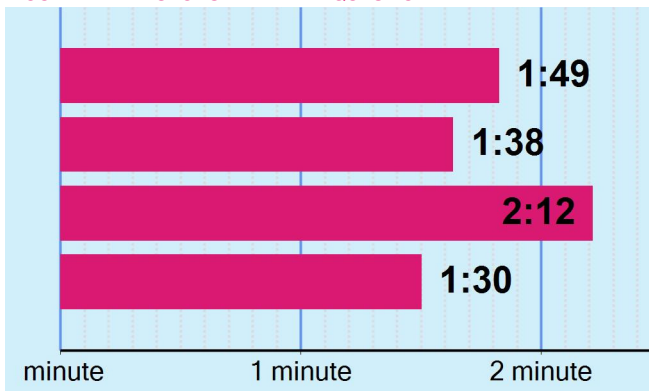
**1:38**

READING COMPREHENSION

**2:12**

SENTENCE CORRECTION

**1:30**



## PERCENT CORRECT

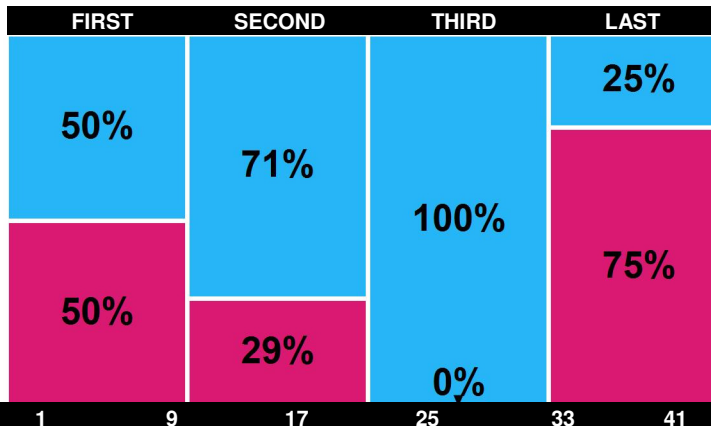
YOUR OVERALL VERBAL SCORE:

**25**

PERCENT OF QUESTIONS ANSWERED CORRECT/INCORRECT

CORRECT

INCORRECT



## MEAN SCORE

MEAN SCORE:

**27.04**

(46th percentile)

Definition

The three year mean GMAT Verbal score is 27.0. This score is better than 46% of GMAT Exam scores recorded in the past three years.

Note: GMAT scores are valid for five years. Even though your score won't change, your percentile ranking may change when compared with a newer pool of applicants. Shifts tend to be gradual over long periods of time.

## MEAN TIME

MEAN TIME FOR ALL TEST TAKERS:

**1:42** minutes

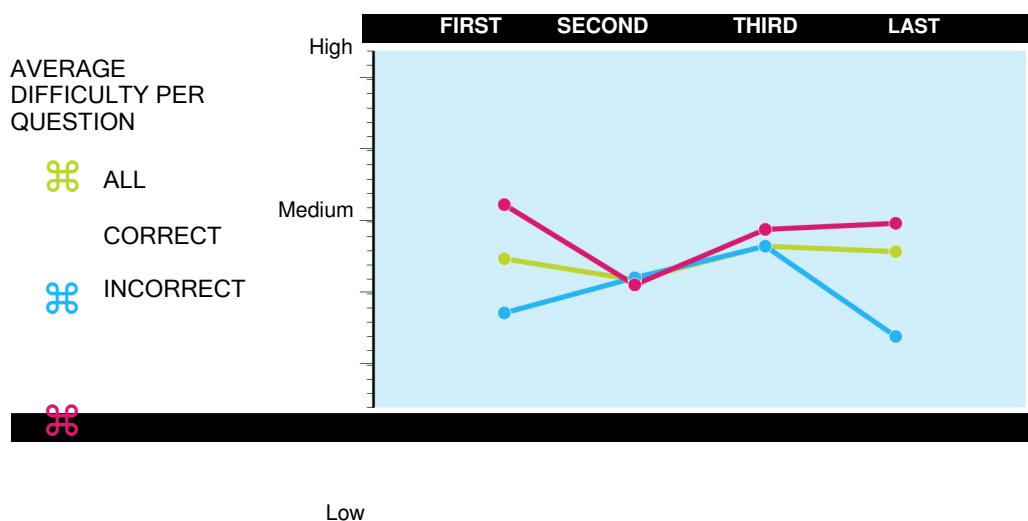
Definition

For all GMAT Exam scores recorded in the past three years the mean time to complete a question in the Verbal section is 1:42 minutes.

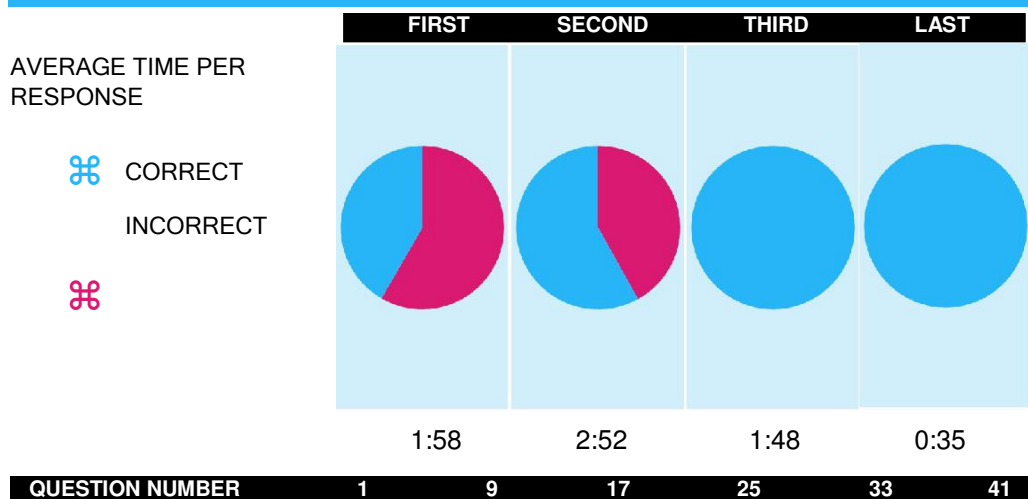
# Your GMAT® Enhanced Score Report

This is NOT an official score report

## AVERAGE DIFFICULTY



## PERFORMANCE OVER TIME



## SUMMARY

Your Verbal score of 25 is higher than 38% of GMAT Exam scores recorded in the past three years. The mean score for this section is 27.04.

Your performance on Critical Reasoning questions was equivalent to a score of 25, which is better than 39% of GMAT Exam scores recorded in the past three years. The mean score for this sub-section is 27.61.

Your performance on Reading Comprehension questions was equivalent to a score of 32, which is better than 64% of GMAT Exam scores recorded in the past three years. The mean score for this sub-section is 27.32.

Your performance on Sentence Correction questions was equivalent to a score of 17, which is better than 17% of GMAT Exam scores recorded in the past three years. The mean score for this sub-section is 27.21.

You completed 41 of the 41 questions in the Verbal section.

You responded correctly to 50% of the first set of questions, 71% of the second set of questions, 100% of the third set of questions and 25% of the final set of questions.

The average difficulty of questions presented to you in the first set of questions was Medium, the average for the second set of questions was Medium, the average for the third set of questions was Medium and was Medium for the final set of questions.

The average time it took you to respond to the first set of questions presented was 1:58, the average time for the second set of questions was 2:52, the average time for the third set of questions was 1:48 and 0:35 for the final set of questions.

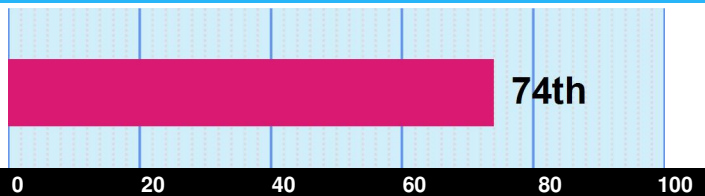
# Your GMAT® Enhanced Score Report

This is NOT an official score report

## Quantitative Section Performance

YOUR OVERALL  
QUANTITATIVE SCORE:

**48**



## MEAN SCORE

MEAN SCORE:

**38.03**

(41st percentile)

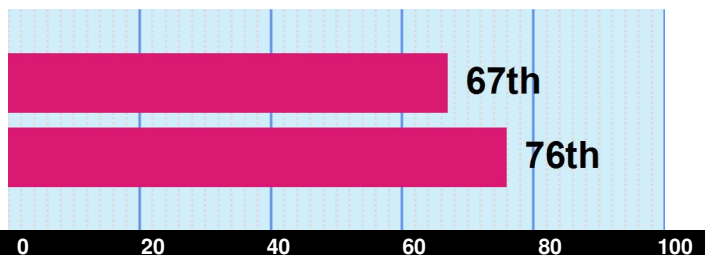
Definition

The three year mean GMAT Quantitative score is 38.0. This score is better than 41% of GMAT Exam scores recorded in the past three years.

Note: GMAT scores are valid for five years. Even though your score won't change, your percentile ranking may change when compared with a newer pool of applicants. Shifts tend to be gradual over long periods of time.

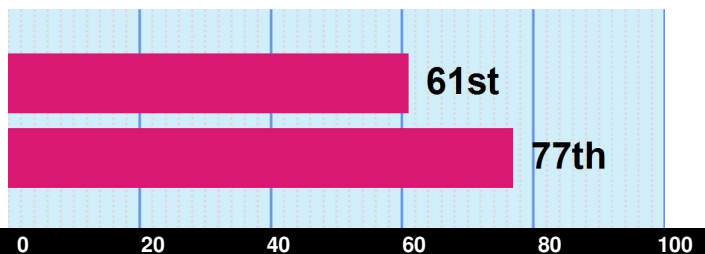
## SUB-SECTION RANKINGS

PROBLEM SOLVING



DATA SUFFICIENCY

ARITHMETIC



ALGEBRA/GEOMETRY

PERCENTILE RANKINGS COMPARE YOUR PERFORMANCE TO 3 YEARS OF GMAT EXAMS SAMPLE SIZE: 782458

## MEAN TIME

MEAN TIME FOR  
ALL TEST TAKERS:

**1:56** minutes

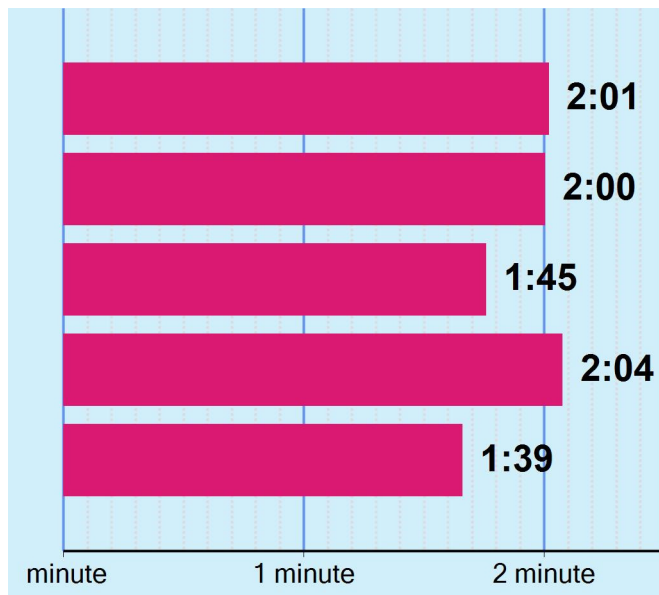
Definition

For all GMAT Exam scores recorded in the past three years the mean time to complete a question in the Quantitative sections is 1:56 minutes.

## SUB-SECTION TIME MANAGEMENT

YOUR MEAN RESPONSE TIME PER QUESTION

OVERALL QUANTITATIVE



PROBLEM SOLVING

DATA SUFFICIENCY

ARITHMETIC

ALGEBRA/GEOMETRY

# Your GMAT® Enhanced Score Report

This is NOT an official score report

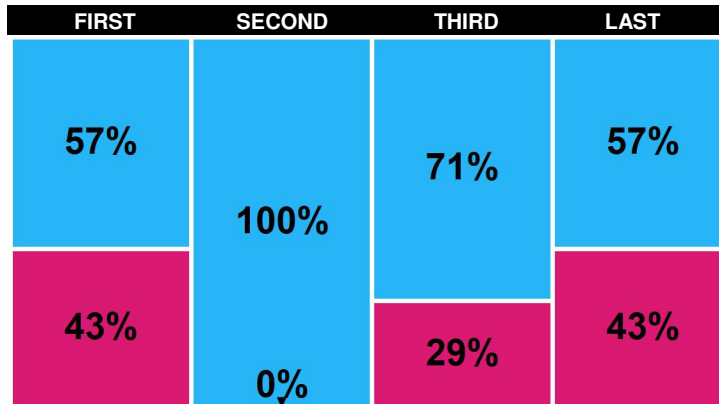
## PERCENT CORRECT

YOUR OVERALL QUANTITATIVE SCORE:

**48**

PERCENT OF QUESTIONS ANSWERED CORRECT/INCORRECT

⌘ CORRECT  
⌘ INCORRECT

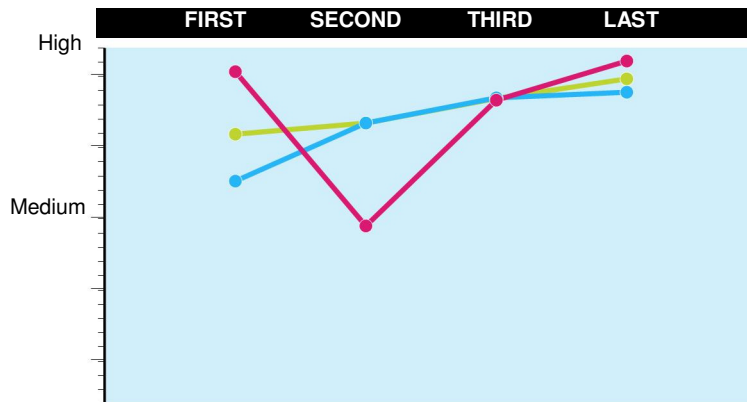


QUESTION NUMBER	1	9	17	25	33	41
-----------------	---	---	----	----	----	----

## AVERAGE DIFFICULTY

AVERAGE DIFFICULTY PER QUESTION

⌘ ALL  
⌘ CORRECT  
⌘ INCORRECT

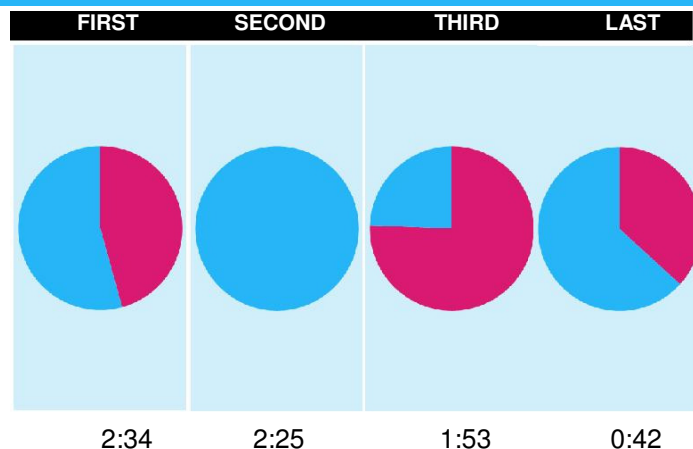


Low

## TIME MANAGEMENT

AVERAGE TIME PER RESPONSE

⌘ CORRECT  
⌘ INCORRECT



QUESTION NUMBER	1	9	17	25	33	41
-----------------	---	---	----	----	----	----

# Your GMAT® Enhanced Score Report

This is NOT an official score report

## SUMMARY

Your Quantitative score of 48 is higher than 74% of GMAT Exam scores recorded in the past three years. The mean score for this section is 38.03.

Your performance on Problem Solving questions was equivalent to a score of 47, which is better than 67% of GMAT Exam scores recorded in the past three years. The mean score for this sub-section is 38.18.

Your performance on Data Sufficiency questions was equivalent to a score of 49, which is better than 76% of GMAT Exam scores recorded in the past three years. The mean score for this sub-section is 38.07.

Your performance on Arithmetic questions was equivalent to a score of 45, which is better than 61% of GMAT Exam scores recorded in the past three years. The mean score for this sub-section is 38.33.

Your performance on Algebra and Geometry questions was equivalent to a score of 49, which is better than 77% of GMAT Exam scores recorded in the past three years. The mean score for this sub-section is 37.97.

You completed 37 of the 37 questions in the Quantitative section.

You responded correctly to 57% of the first set of questions, 100% of the second set of questions, 71% of the third set of questions and 57% of the final set of questions.

The average difficulty of questions presented to you in the first set of questions was Medium High, the average for the second set of questions was Medium High, the average for the third set of questions was Medium High and was Medium High for the final set of questions.

The average time it took you to respond to the first set of questions presented was 2:34, the average time for the second set of questions was 2:25, the average time for the third set of questions was 1:53 and 0:42 for the final set of questions.

# Your GMAT® Enhanced Score Report

This is NOT an official score report

## Analytical Writing Assessment

This report is created before your Analytical Writing Essay is scored. Please refer to your Official GMAT Score Report to find your AWA score.

The following information will help you interpret your AWA score:

An AWA score of 6 reflects an outstanding essay. A cogent, well-articulated critique of the argument,

**6** demonstrating mastery of the elements of effective writing, and displaying the following characteristics: - Clearly identifies and insightfully analyzes important features of the argument - Develops ideas cogently, organizes them logically, and connects them smoothly with clear transitions - Effectively supports the main points of the critique - Demonstrates superior control of language, including diction and syntactic variety and the conventions of standard written English

An AWA score of 5 reflects a strong essay. A well-developed critique of the argument, demonstrating good control **5** of the elements of effective writing, and displaying the following characteristics: - Clearly identifies important features of the argument and analyzes them in a generally thoughtful way - Develops ideas clearly, organizes them logically, and connects them with appropriate transitions - Sensibly supports the main points of the critique - Demonstrates clear control of language, including diction and syntactic variety - Demonstrates facility with the conventions of standard written English, but may have minor flaws

An AWA score of 4 reflects an adequate essay. A competent critique of the argument, demonstrating adequate **4** control of the elements of effective writing, and displaying the following characteristics: - Identifies and capably analyzes important features of the argument - Develops and organizes ideas satisfactorily, but may not always connect them with transitions - Supports the main points of the critique - Demonstrates adequate control of language, including diction and syntactic variety, but may lack syntactic variety - Displays control of the conventions of standard written English, but may have some flaws

An AWA score of 3 reflects a competent but clearly flawed critique of the argument, demonstrating some control of **3** the elements of effective writing, and displaying the following characteristics: - Does not identify or analyze most of the important features of the argument, although some analysis is present - Is limited in the logical development and organization of ideas - Offers support of little relevance and value for points of the critique - Uses language imprecisely and/or lacks sentence variety - Contains occasional major errors or frequent minor errors in grammar, usage, and mechanics

An AWA score of 2 reflects a seriously flawed essay, demonstrating significant weakness in analytical writing **2** skills, and displaying the following characteristics: - Fails to show an understanding of and does not identify or analyze the main features of the argument - Does not develop ideas or is disorganized - Provides few, if any, relevant or reasonable supports - Has serious, frequent problems in the use of language and sentence structure - Contains numerous errors in grammar, usage, or mechanics that interfere with meaning

An AWA score of 1 reflects a fundamentally deficient essay, demonstrating fundamental deficiencies in analytical **1** writing skills, and displaying the following characteristics: - Provides little evidence of the ability to understand and analyze the argument or to develop an organized response to it - Has severe and persistent errors in language and sentence structure - Contains a pervasive pattern of errors in grammar, usage, and mechanics thus resulting in incoherence

**0** An AWA score of 0 reflects an essay that was not scored. The essay is either totally illegible or obviously not written on the assigned topic