

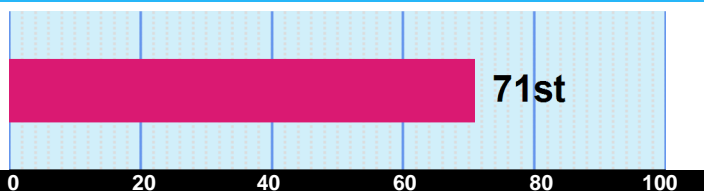
Your GMAT® Enhanced Score Report

This is NOT an official score report

Overall GMAT Exam Performance

YOUR GMAT TOTAL SCORE:

640



YOUR IR SCORE:

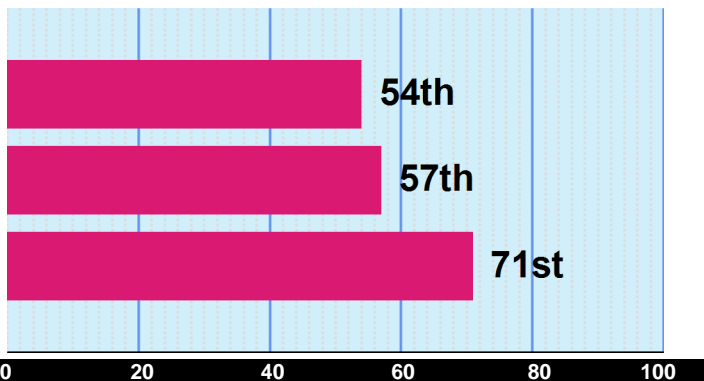
5

YOUR VERBAL SCORE:

29

YOUR QUANTITATIVE SCORE:

48



PERCENTILE RANKINGS COMPARE YOUR PERFORMANCE TO 3 YEARS OF GMAT EXAMS SAMPLE SIZE: 757037

MEAN SCORE

MEAN SCORE:

551.9

(43rd percentile)

Definition

The three year mean GMAT Total score is 551.9. This score is better than 43% of GMAT Exam scores recorded in the past three years.

Note: GMAT scores are valid for five years. Even though your score won't change, your percentile ranking may change when compared with a newer pool of applicants. Shifts tend to be gradual over long periods of time.

TIME MANAGEMENT BY SECTION

YOUR MEAN RESPONSE TIME PER QUESTION

INTEGRATED REASONING

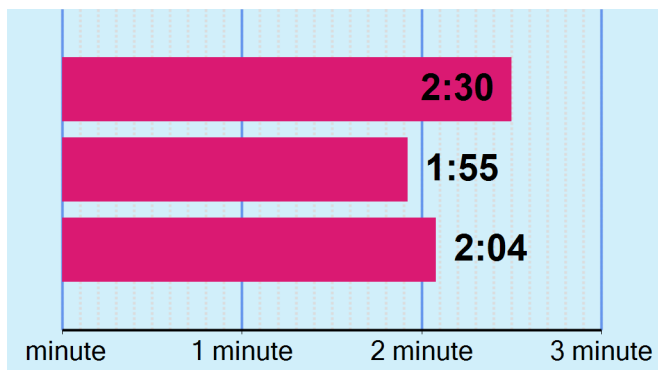
5

VERBAL

29

QUANTITATIVE

48



MEAN TIME

MEAN TIME FOR ALL TEST TAKERS:

1:54 minutes

Definition

For all GMAT Exam scores recorded in the past three years the mean time to complete a question in the Integrated Reasoning, Verbal, and Quantitative sections is 1:54 minutes.

SUMMARY

- Your GMAT Total score of 640 is higher than 71% of GMAT Exam scores recorded in the past three years.
 - Your Integrated Reasoning score of 5 is higher than 54% of GMAT Exam scores recorded in the past three years.
 - Your Verbal score of 29 is higher than 57% of GMAT Exam scores recorded in the past three years.
 - Your Quantitative score of 48 is higher than 71% of GMAT Exam scores recorded in the past three years.
- Your Quantitative score of 48 and your Verbal score of 29 were used to calculate your GMAT Total score. Especially strong or weak scores on either section significantly impacts the GMAT Total score.

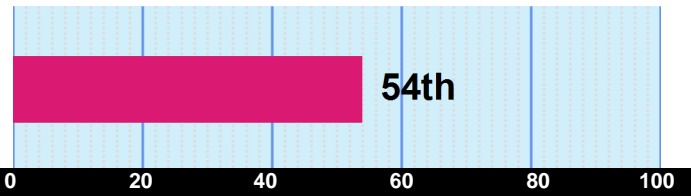
Your GMAT® Enhanced Score Report

This is NOT an official score report

Integrated Reasoning Performance

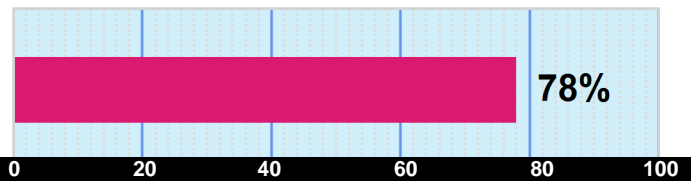
YOUR OVERALL IR SCORE:

5



PERCENT OF QUESTIONS YOU ANSWERED CORRECTLY

78%



PERCENTILE RANKINGS COMPARE YOUR PERFORMANCE TO 3 YEARS OF GMAT EXAMS

TIME MANAGEMENT - INTEGRATED REASONING

YOUR MEAN RESPONSE TIME PER QUESTION

OVERALL SECTION

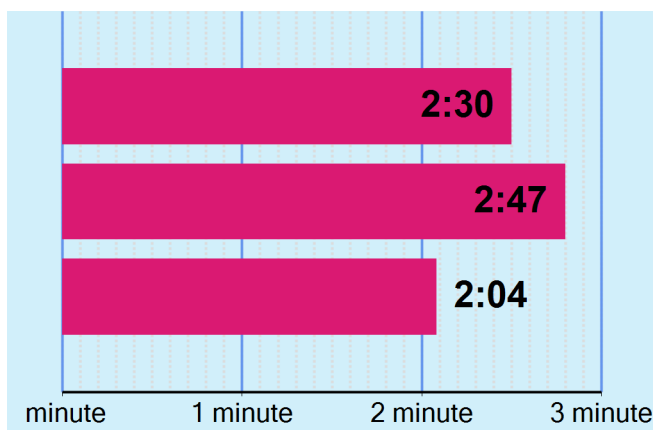
2:30

CORRECT

2:47

INCORRECT

2:04



MEAN SCORE

MEAN SCORE:

4.23

(40th percentile)

Definition

The three year mean GMAT Integrated Reasoning score is 4.2. This score is better than 40% of GMAT Exam scores recorded in the past three years.

Note: GMAT scores are valid for five years. Even though your score won't change, your percentile ranking may change when compared with a newer pool of applicants. Shifts tend to be gradual over long periods of time.

MEAN TIME

MEAN TIME FOR ALL TEST TAKERS:

2:27 minutes

Definition

For all GMAT Exam scores recorded in the past three years the mean time to complete a question in the Integrated Reasoning section is 2:27 minutes.

SUMMARY

- Your Integrated Reasoning score of 5 is higher than 54% of GMAT Exam scores recorded in the past three years. The mean score for this section is 4.23.
- Lack of familiarity with the format of the four item types may negatively impact performance in this section.
- You completed 12 of the 12 questions in the Integrated Reasoning section.

Your GMAT® Enhanced Score Report

This is NOT an official score report

Verbal Section Performance

YOUR OVERALL VERBAL SCORE:

29

PERCENTILE RANKING 0 20 40 60 80 100



SUB-SECTION RANKINGS

CRITICAL REASONING

70th

READING COMPREHENSION

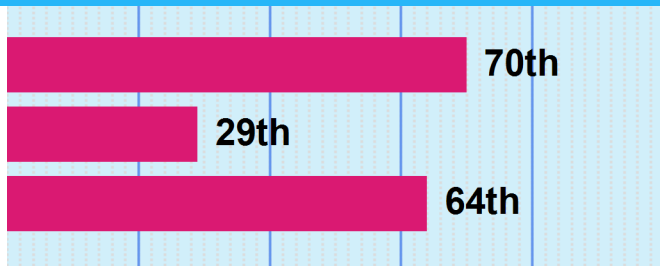
29th

SENTENCE CORRECTION

64th

PERCENTILE RANKING 0 20 40 60 80 100

PERCENTILE RANKINGS COMPARE YOUR PERFORMANCE TO 3 YEARS OF GMAT EXAMS SAMPLE SIZE: 757037



SUB-SECTION TIME MANAGEMENT

YOUR MEAN RESPONSE TIME PER QUESTION

OVERALL VERBAL

1:55

CRITICAL REASONING

2:40

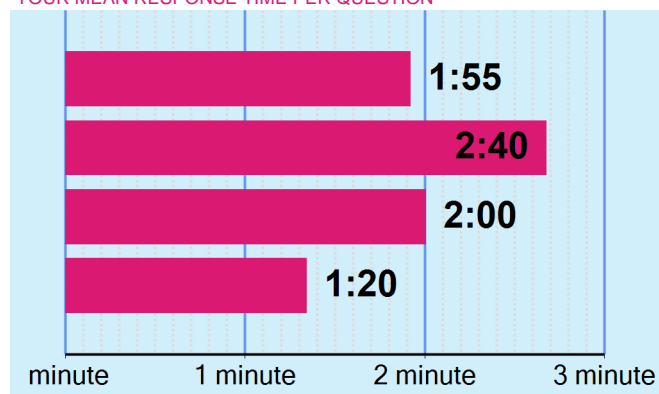
READING COMPREHENSION

2:00

SENTENCE CORRECTION

1:20

minute 1 minute 2 minute 3 minute



PERCENT CORRECT

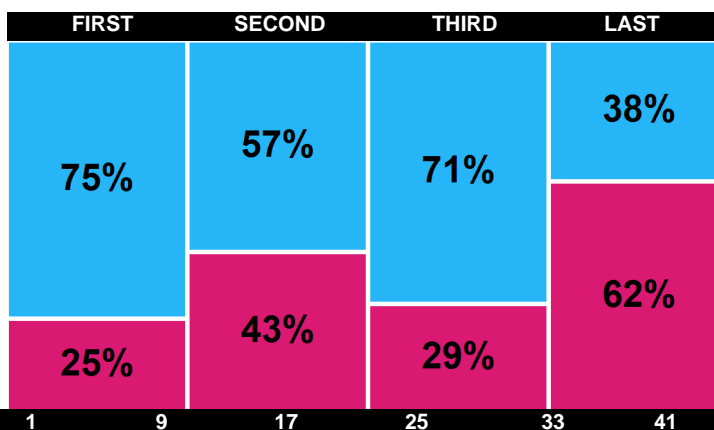
YOUR OVERALL VERBAL SCORE:

29

PERCENT OF QUESTIONS ANSWERED CORRECT/INCORRECT

- CORRECT
- INCORRECT

QUESTION NUMBER 1 9 17 25 33 41



MEAN SCORE

MEAN SCORE:

26.80

(44th percentile)

Definition

The three year mean GMAT Verbal score is 26.8. This score is better than 44% of GMAT Exam scores recorded in the past three years.

Note: GMAT scores are valid for five years. Even though your score won't change, your percentile ranking may change when compared with a newer pool of applicants. Shifts tend to be gradual over long periods of time.

MEAN TIME

MEAN TIME FOR ALL TEST TAKERS:

1:43 minutes

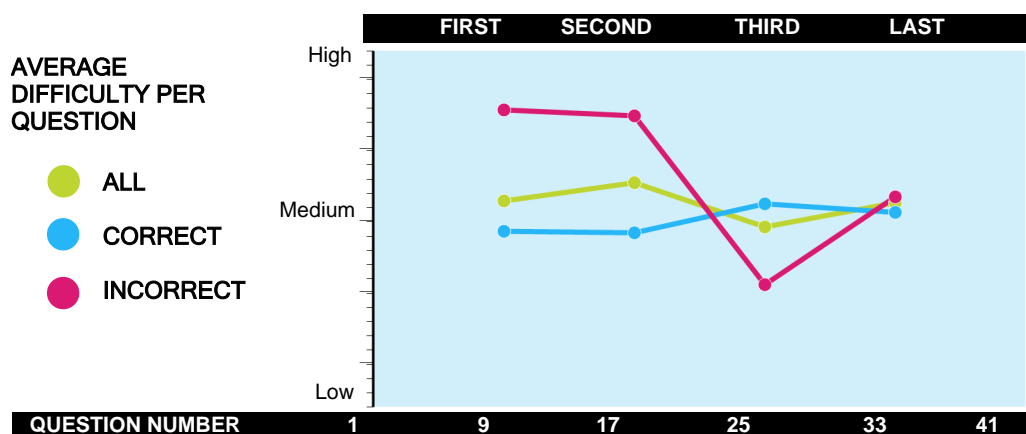
Definition

For all GMAT Exam scores recorded in the past three years the mean time to complete a question in the Verbal section is 1:43 minutes.

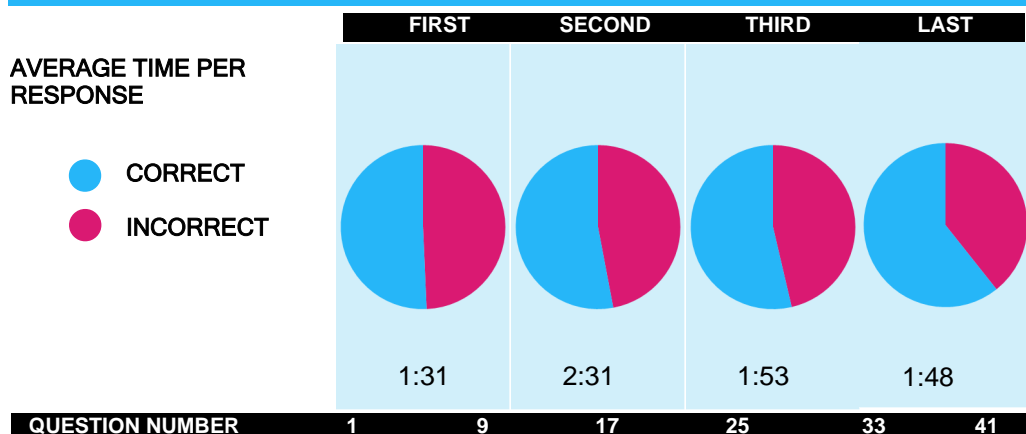
Your GMAT® Enhanced Score Report

This is NOT an official score report

AVERAGE DIFFICULTY



PERFORMANCE OVER TIME



SUMMARY

- Your Verbal score of 29 is higher than 57% of GMAT Exam scores recorded in the past three years. The mean score for this section is 26.8.
- Your performance on Critical Reasoning questions was equivalent to a score of 35, which is better than 70% of GMAT Exam scores recorded in the past three years. The mean score for this sub-section is 27.61.
- Your performance on Reading Comprehension questions was equivalent to a score of 21, which is better than 29% of GMAT Exam scores recorded in the past three years. The mean score for this sub-section is 27.32.
- Your performance on Sentence Correction questions was equivalent to a score of 32, which is better than 64% of GMAT Exam scores recorded in the past three years. The mean score for this sub-section is 27.21.
- You completed 41 of the 41 questions in the Verbal section.
- You responded correctly to 75% of the first set of questions, 57% of the second set of questions, 71% of the third set of questions and 38% of the final set of questions.
- The average difficulty of questions presented to you in the first set of questions was Medium, the average for the second set of questions was Medium, the average for the third set of questions was Medium and was Medium for the final set of questions.
- The average time it took you to respond to the first set of questions presented was 1:31, the average time for the second set of questions was 2:31, the average time for the third set of questions was 1:53 and 1:48 for the final set of questions.

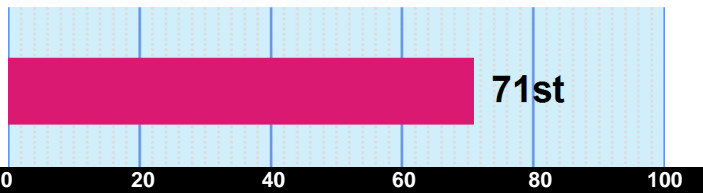
Your GMAT® Enhanced Score Report

This is NOT an official score report

Quantitative Section Performance

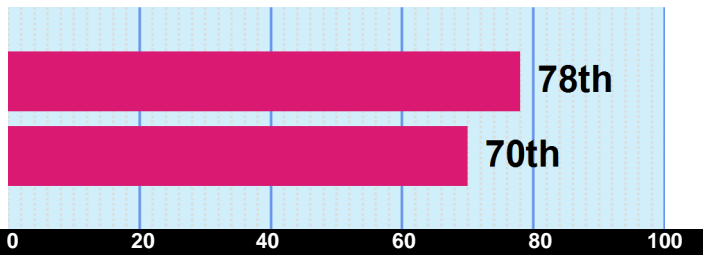
YOUR OVERALL
QUANTITATIVE SCORE:

48

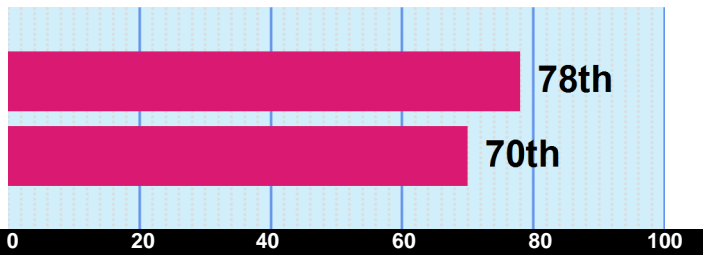


SUB-SECTION RANKINGS

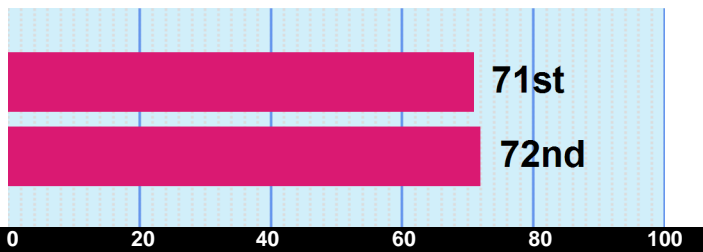
PROBLEM SOLVING



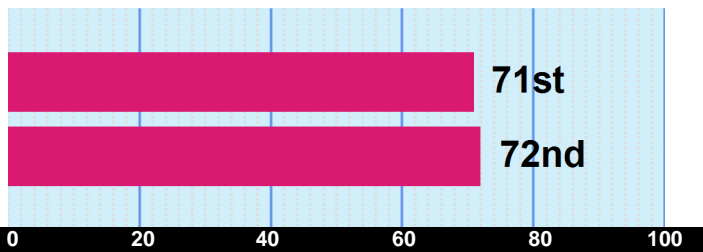
DATA SUFFICIENCY



ARITHMETIC



ALGEBRA/GEOMETRY

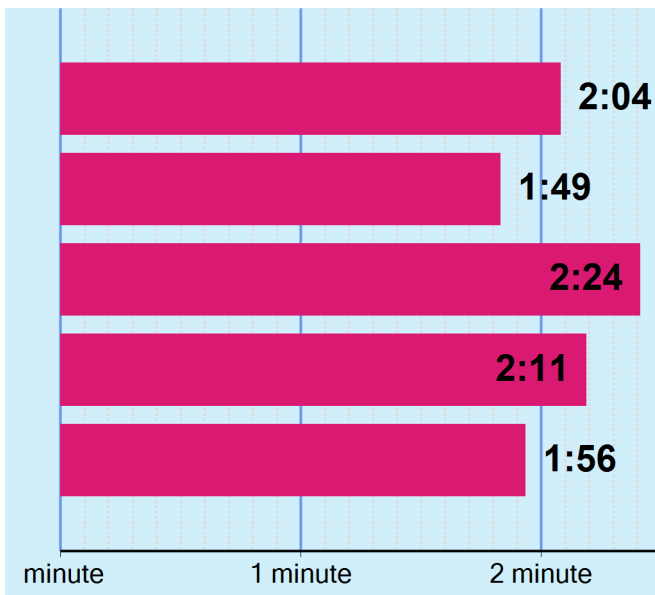


PERCENTILE RANKINGS COMPARE YOUR PERFORMANCE TO 3 YEARS OF GMAT EXAMS SAMPLE SIZE: 757037

SUB-SECTION TIME MANAGEMENT

YOUR MEAN RESPONSE TIME PER QUESTION

OVERALL QUANTITATIVE



PROBLEM SOLVING

DATA SUFFICIENCY

ARITHMETIC

ALGEBRA/GEOMETRY

MEAN SCORE

MEAN SCORE:

38.91

(38th percentile)

Definition

The three year mean GMAT Quantitative score is 38.9. This score is better than 38% of GMAT Exam scores recorded in the past three years.

Note: GMAT scores are valid for five years. Even though your score won't change, your percentile ranking may change when compared with a newer pool of applicants. Shifts tend to be gradual over long periods of time.

MEAN TIME

MEAN TIME FOR ALL
TEST TAKERS:

1:56 minutes

Definition

For all GMAT Exam scores recorded in the past three years the mean time to complete a question in the Quantitative sections is 1:56 minutes.

Your GMAT® Enhanced Score Report

This is NOT an official score report

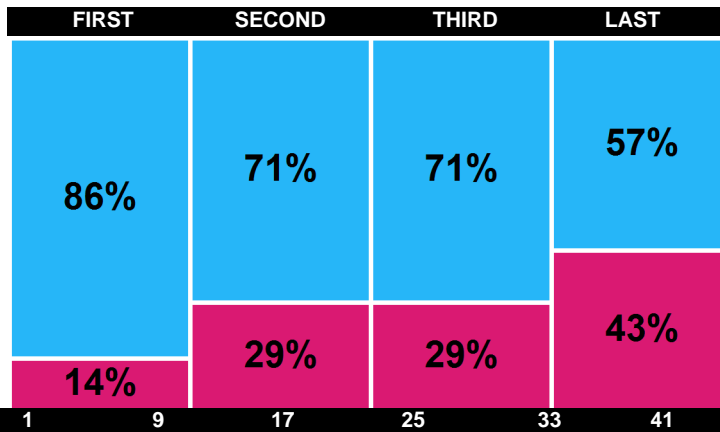
PERCENT CORRECT

YOUR OVERALL QUANTITATIVE SCORE:

48

PERCENT OF QUESTIONS ANSWERED CORRECT/INCORRECT

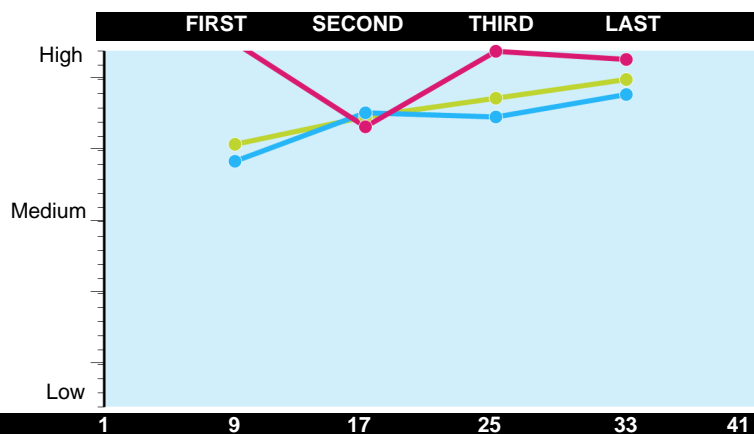
- CORRECT
- INCORRECT



AVERAGE DIFFICULTY

AVERAGE DIFFICULTY PER QUESTION

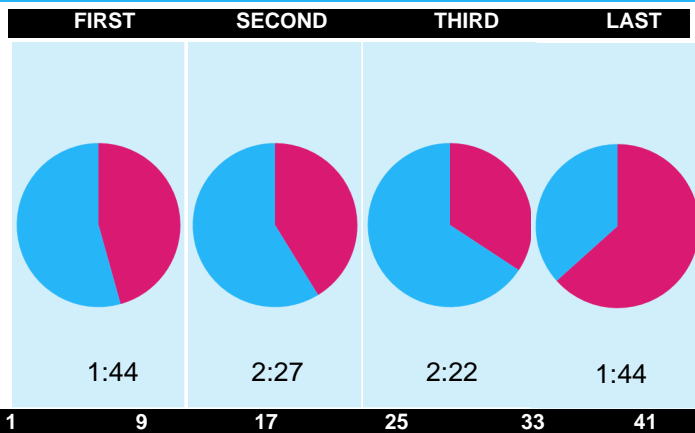
- ALL
- CORRECT
- INCORRECT



TIME MANAGEMENT

AVERAGE TIME PER RESPONSE

- CORRECT
- INCORRECT



Your GMAT® Enhanced Score Report

This is NOT an official score report

SUMMARY

- Your Quantitative score of 48 is higher than 71% of GMAT Exam scores recorded in the past three years. The mean score for this section is 38.91.
- Your performance on Problem Solving questions was equivalent to a score of 49. Your score is better than 78% of all sub-section scores recorded in the past three years. The mean for all test takers is 38.18.
- Your performance on Data Sufficiency questions was equivalent to a score of 48. Your score is better than 70% of all sub-section scores recorded in the past three years. The mean for all test takers is 38.07.
- Your performance on Arithmetic questions was equivalent to a score of 48. Your score is better than 71% of all sub-section scores recorded in the past three years. The mean for all test takers is 38.33.
- Your performance on Algebra/Geometry questions was equivalent to a score of 48. Your score is better than 72% of all sub-section scores recorded in the past three years. The mean for all test takers is 37.97.
- You completed 37 of the 37 questions in the Quantitative section.
- You responded correctly to 86% of the first set of questions, 71% of the second set of questions, 71% of the third set of questions and 57% of the final set of questions..
- The average difficulty of questions presented to you in the first set of questions was Medium, the average for the second set of questions was Medium High, the average for the third set of questions was Medium High and was Medium High for the final set of questions.
- The average time it took you to respond to the first set of questions presented was 1:44, the average time for the second set of questions was 2:27, the average time for the third set of questions was 2:22 and 1:44 for the final set of questions.