

## Your GMAT® Enhanced Score Report


**ⓘ** This is NOT an official score report. PLEASE NOTE: Due to an error that has been identified in the PDF version of the ESR, the "Download PDF" button has been disabled. Until the correction can be made, please use screen shots or the "Text Only" view to print the ESR. ✕

CREATED FOR: SARATH GOPINATH | GMAT ID: 100003183526 | BANGALORE, INDIA | JUNE 16, 2017 | APPOINTMENT ID: 318121379

### Overall GMAT Exam Performance

YOUR GMAT TOTAL SCORE:

**650**



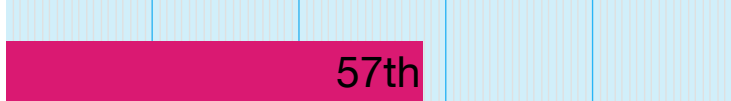
YOUR IR SCORE:

**6**




YOUR VERBAL SCORE:

**29**



YOUR QUANTITATIVE SCORE:

**49**



PERCENTILE RANKINGS COMPARE YOUR PERFORMANCE TO 3 YEARS OF GMAT EXAMS  
SAMPLE SIZE: 767,833

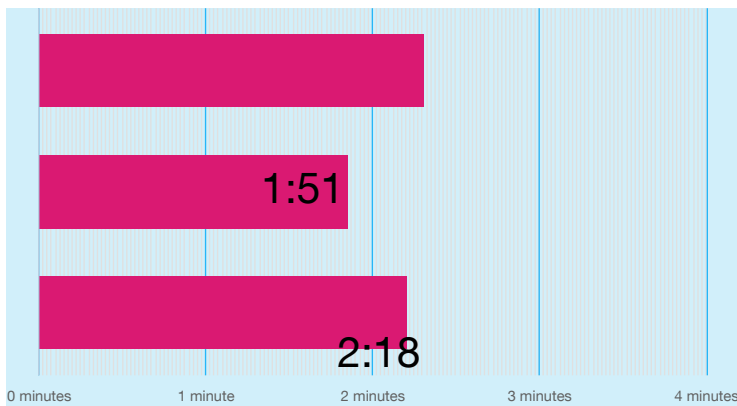
### TIME MANAGEMENT BY SECTION

YOUR MEAN RESPONSE TIME PER QUESTION

INTEGRATED REASONING

VERBAL

QUANTITATIVE



### SUMMARY

- Your GMAT Total score of 650 is higher than 75% of GMAT Exam scores recorded in the past three years.
  - Your Integrated Reasoning score of 6 is higher than 70% of GMAT Exam scores recorded in the past three years.
  - Your Verbal score of 29 is higher than 57% of GMAT Exam scores recorded in the past three years.
  - Your Quantitative score of 49 is higher than 75% of GMAT Exam scores recorded in the past three years.
- Your Quantitative score of 49 and your Verbal score of 29 were used to calculate your GMAT Total score. Especially strong or weak scores on either section significantly impacts the GMAT Total score.

### MEAN SCORE

MEAN SCORE:

**556**

(41<sup>st</sup> percentile)

Definition

The three year mean GMAT Total score is 556. This score is better than 41% of GMAT Exam scores recorded in the past three years.

Note: GMAT scores are valid for five years. Even though your score won't change, your percentile ranking may change when compared with a newer pool of applicants. Shifts tend to be gradual over long periods of time.

**MEAN TIME****MEAN TIME FOR ALL TEST TAKERS:****1:54** minutes**Definition**

For all GMAT Exam scores recorded in the past three years the mean time to complete a question in the Integrated Reasoning, Verbal, and Quantitative sections is 1:54 minutes.

## Integrated Reasoning Performance

YOUR OVERALL IR SCORE:

# 6

70th

PERCENT OF QUESTIONS YOU ANSWERED CORRECTLY

67%

PERCENTILE RANKINGS COMPARE YOUR PERFORMANCE TO 3 YEARS OF GMAT EXAMS

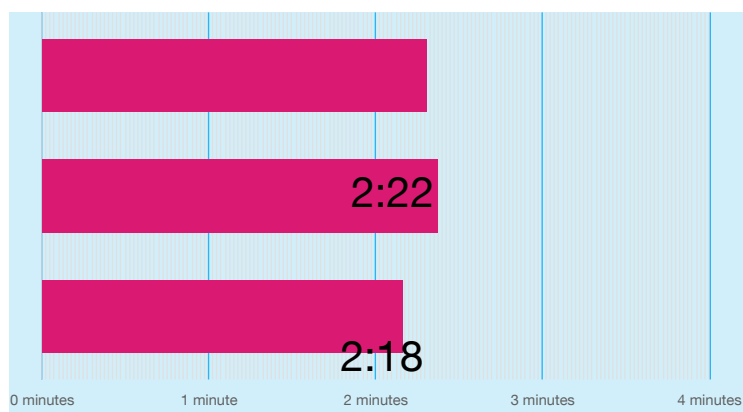
## TIME MANAGEMENT - INTEGRATED REASONING

YOUR MEAN RESPONSE TIME PER QUESTION

OVERALL SECTION

CORRECT

INCORRECT



## SUMMARY

- Your Integrated Reasoning score of 6 is higher than 70% of GMAT Exam scores recorded in the past three years. The mean score for this section is 4.23.
- Lack of familiarity with the format of the four item types may negatively impact performance in this section.
- You completed 12 of the 12 questions in the Integrated Reasoning section.

## MEAN SCORE

MEAN SCORE:

# 4.23

(40<sup>th</sup> percentile)**Definition**

The three year mean GMAT Integrated Reasoning score is 4.2. This score is better than 40% of GMAT Exam scores recorded in the past three years.

Note: GMAT scores are valid for five years. Even though your score won't change, your percentile ranking may change when compared with a newer pool of applicants. Shifts tend to be gradual over long periods of time.

## MEAN TIME

MEAN TIME FOR ALL TEST TAKERS:

# 2:27

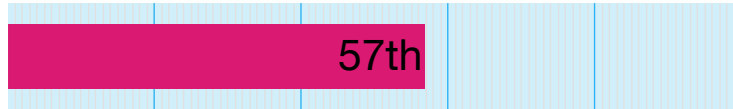
 minutes
**Definition**

For all GMAT Exam scores recorded in the past three years the mean time to complete a question in the Integrated Reasoning, section is 2:27 minutes.

### Verbal Section Performance

YOUR OVERALL VERBAL SCORE:


**29**



### PERFORMANCE BY SUB-SECTION

#### SUB-SECTION RANKINGS

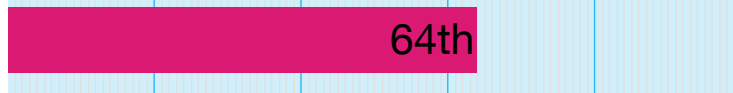
CRITICAL REASONING



READING COMPREHENSION



SENTENCE CORRECTION




PERCENTILE RANKINGS COMPARE YOUR PERFORMANCE TO 3 YEARS OF GMAT EXAMS  
SAMPLE SIZE 767,833

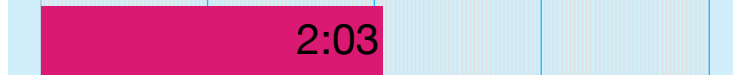
### SUB-SECTION TIME MANAGEMENT

YOUR MEAN RESPONSE TIME PER QUESTION

OVERALL TITLE



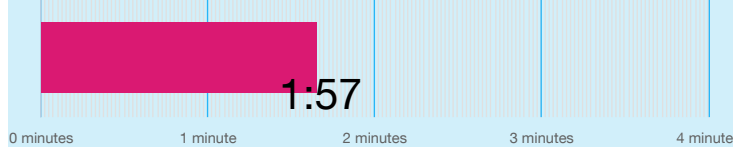
CRITICAL REASONING



READING COMPREHENSION



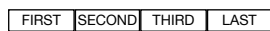
SENTENCE CORRECTION



### PERFORMANCE PROGRESSION

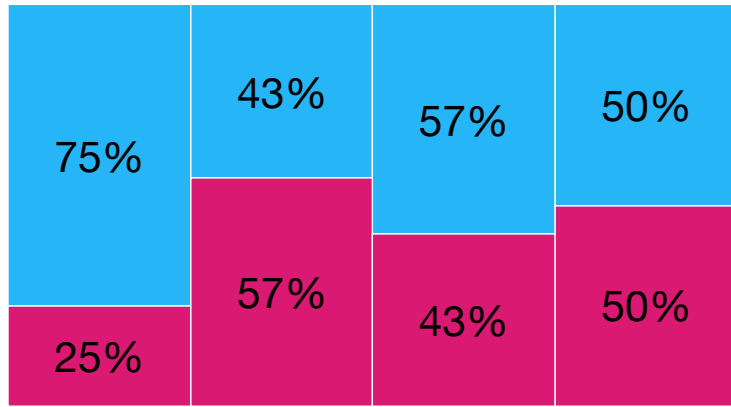
#### PERCENT CORRECT

PERCENT OF CORRECT/INCORRECT ANSWERS



● CORRECT

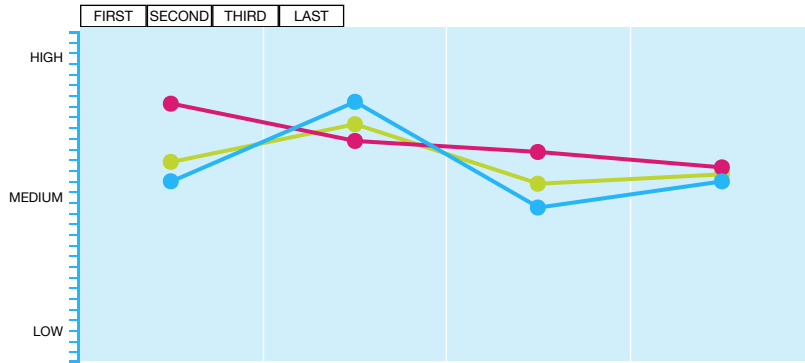
● INCORRECT



**AVERAGE DIFFICULTY**

AVERAGE DIFFICULTY PER QUESTION

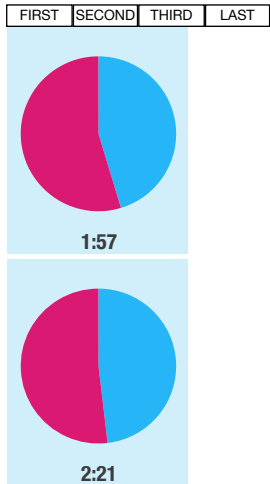
- ALL
- CORRECT
- INCORRECT

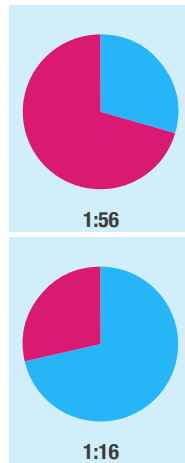


**TIME MANAGEMENT**

AVERAGE TIME PER RESPONSE\*

- CORRECT
- INCORRECT



**SUMMARY**

- Your Verbal score of 29 is higher than 57% of GMAT Exam scores recorded in the past three years. The mean score for this section is 26.86.
- Your performance on Critical Reasoning questions was equivalent to a score of 32, which is better than 62% of GMAT Exam scores recorded in the past three years. The mean score for this sub-section is 27.48.
- Your performance on Reading Comprehension questions was equivalent to a score of 26, which is better than 45% of GMAT Exam scores recorded in the past three years. The mean score for this sub-section is 27.13.
- Your performance on Sentence Correction questions was equivalent to a score of 32, which is better than 64% of GMAT Exam scores recorded in the past three years. The mean score for this sub-section is 27.
- You completed 41 of the 41 questions in the Verbal section.
- You responded correctly to 75% of the first set of questions, 43% of the second set of questions, 57% of the third set of questions and 50% of the final set of questions.
- The average difficulty of questions presented to you in the first set of questions was Medium, the average for the second set of questions was Medium, the average for the third set of questions was Medium and was Medium for the final set of questions.
- The average time it took you to respond to the first set of questions presented was 1:57, the average time for the second set of questions was 2:21, the average time for the third set of questions was 1:56 and 1:16 for the final set of questions.

**MEAN SCORE****MEAN SCORE:****26.86****(44<sup>th</sup> percentile)****Definition**

The three year mean GMAT Verbal score is 26.9. This score is better than 44% of GMAT Exam scores recorded in the past three years.

Note: GMAT scores are valid for five years. Even though your score won't change, your percentile ranking may change when compared with a newer pool of applicants. Shifts tend to be gradual over long periods of time.

**MEAN TIME****MEAN TIME****1:43** minutes**Definition**

For all GMAT Exam scores recorded in the past three years the mean time to complete a question in the Verbal section is 1:43 minutes.

### Quantitative Section Performance

YOUR OVERALL QUANTITATIVE SCORE:

**49**




### PERFORMANCE BY SUB-SECTION

#### SUB-SECTION RANKINGS


PROBLEM SOLVING



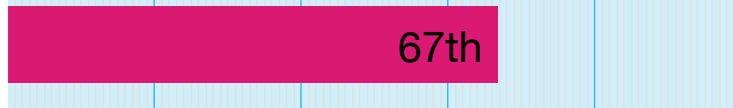
DATA SUFFICIENCY



ARITHMETIC



ALGEBRA/GEOMETRY



PERCENTILE RANKINGS COMPARE YOUR PERFORMANCE TO 3 YEARS OF GMAT EXAMS  
SAMPLE SIZE: 767,833

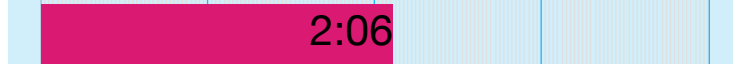
#### SUB-SECTION TIME MANAGEMENT

YOUR MEAN RESPONSE TIME PER QUESTION

OVERALL QUANTITATIVE




PROBLEM SOLVING



DATA SUFFICIENCY



ARITHMETIC



ALGEBRA/GEOMETRY



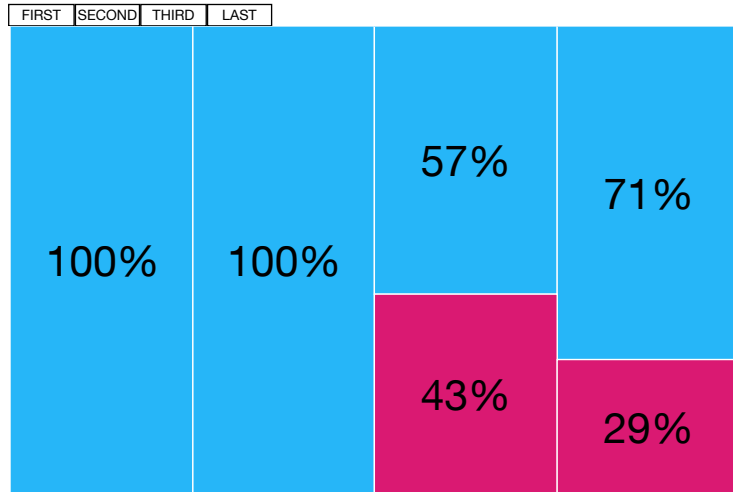
0 minutes 1 minute 2 minutes 3 minutes 4 minutes

### PERFORMANCE PROGRESSION

**PERCENT CORRECT**

PERCENT OF CORRECT/INCORRECT ANSWERS

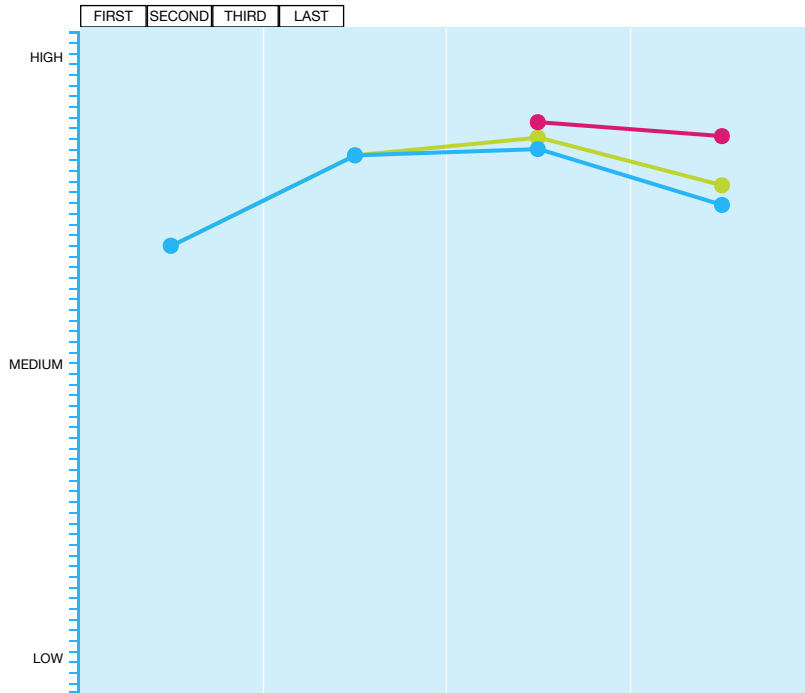
- CORRECT
- INCORRECT



**AVERAGE DIFFICULTY**

AVERAGE DIFFICULTY PER QUESTION

- ALL
- CORRECT
- INCORRECT




**TIME MANAGEMENT**

AVERAGE TIME PER RESPONSE\*

- CORRECT
- INCORRECT

FIRST	SECOND	THIRD	LAST
-------	--------	-------	------

**SUMMARY**

- Your Quantitative score of 49 is higher than 75% of GMAT Exam scores recorded in the past three years. The mean score for this section is 39.4.
- Your performance on Problem Solving questions was equivalent to a score of 49. Your score is better than 74% of all sub-section scores recorded in the past three years. The mean for all test takers is 39.41.
- Your performance on Data Sufficiency questions was equivalent to a score of 49. Your score is better than 72% of all sub-section scores recorded in the past three years. The mean for all test takers is 39.46.
- Your performance on Arithmetic questions was equivalent to a score of 50. Your score is better than 84% of all sub-section scores recorded in the past three years. The mean for all test takers is 39.52.
- Your performance on Algebra/Geometry questions was equivalent to a score of 48. Your score is better than 67% of all sub-section scores recorded in the past three years. The mean for all test takers is 39.4.
- You completed 37 of the 37 questions in the Quantitative section.
- You responded correctly to 100% of the first set of questions, 100% of the second set of questions, 57% of the third set of questions and 71% of the final set of questions..
- The average difficulty of questions presented to you in the first set of questions was Medium High, the average for the second set of questions was Medium High, the average for the third set of questions was High and was Medium High for the final set of questions.
- The average time it took you to respond to the first set of questions presented was 2:26, the average time for the second set of questions was 2:29, the average time for the third set of questions was 2:06 and 1:47 for the final set of questions.

**MEAN SCORE****MEAN SCORE****39.4****(37<sup>th</sup> percentile)****Definition**

The three year mean GMAT Quantitative score is 39.4. This score is better than 37% of GMAT Exam scores recorded in the past three years.

Note: GMAT scores are valid for five years. Even though your score won't change, your percentile ranking may change when compared with a newer pool of applicants. Shifts tend to be gradual over long periods of time.

**MEAN TIME****MEAN TIME FOR ALL TEST TAKERS:****1:56** minutes**Definition**

For all GMAT Exam scores recorded in the past three years the mean time to complete a question in the Quantitative section is 1:56 minutes.

**Analytical Writing Assessment**

This report is created before your Analytical Writing Essay is scored. Please refer to your Official GMAT Score Report to find your AWA score.

The following information will help you interpret your AWA score:

**6**

An AWA score of 6 reflects an outstanding essay. A cogent, well-articulated critique of the argument, demonstrating mastery of the elements of effective writing, and displaying the following characteristics: - Clearly identifies and insightfully analyzes important features of the argument - Develops ideas cogently, organizes them logically, and connects them smoothly with clear transitions - Effectively supports the main points of the critique - Demonstrates superior control of language, including diction and syntactic variety and the conventions of standard written English

**5**

An AWA score of 5 reflects a strong essay. A well-developed critique of the argument, demonstrating good control of the elements of effective writing, and displaying the following characteristics: - Clearly identifies important features of the argument and analyzes them in a generally thoughtful way - Develops ideas clearly, organizes them logically, and connects them with appropriate transitions - Sensibly supports the main points of the critique - Demonstrates clear control of language, including diction and syntactic variety - Demonstrates facility with the conventions of standard written English, but may have minor flaws

**4**

An AWA score of 4 reflects an adequate essay. A competent critique of the argument, demonstrating adequate control of the elements of effective writing, and displaying the following characteristics: - Identifies and capably analyzes important features of the argument - Develops and organizes ideas satisfactorily, but may not always connect them with transitions - Supports the main points of the critique - Demonstrates adequate control of language, including diction and syntactic variety, but may lack syntactic variety - Displays control of the conventions of standard written English, but may have some flaws

**3**

An AWA score of 3 reflects a competent but clearly flawed critique of the argument, demonstrating some control of the elements of effective writing, and displaying the following characteristics: - Does not identify or analyze most of the important features of the argument, although some analysis is present - Is limited in the logical development and organization of ideas - Offers support of little relevance and value for points of the critique - Uses language imprecisely and/or lacks sentence variety - Contains occasional major errors or frequent minor errors in grammar, usage, and mechanics

**2**

An AWA score of 2 reflects a seriously flawed essay, demonstrating significant weakness in analytical writing skills, and displaying the following characteristics: - Fails to show an understanding of and does not identify or analyze the main features of the argument - Does not develop ideas or is disorganized - Provides few, if any, relevant or reasonable supports - Has serious, frequent problems in the use of language and sentence structure - Contains numerous errors in grammar, usage, or mechanics that interfere with meaning

**1**

An AWA score of 1 reflects a fundamentally deficient essay, demonstrating fundamental deficiencies in analytical writing skills, and displaying the following characteristics: - Provides little evidence of the ability to understand and analyze the argument or to develop an organized response to it - Has severe and persistent errors in language and sentence structure - Contains a pervasive pattern of errors in grammar, usage, and mechanics thus resulting in incoherence

**0**

An AWA score of 0 reflects an essay that was not scored. The essay is either totally illegible or obviously not written on the assigned topic.

**Learning Center**

The ESR Guide shows you how to best use the information provided.

▼ Navigating the ESR

▼ Reading the GMAT Exam Tab

▼ Reading the Integrated Reasoning Tab

▼ Navigating the Verbal Tab

▼ Reading the Verbal Performance by Sub-Section Tables

▼ Reading the Verbal Performance Progression Tables

▼ Navigating the Quantitative Tab

▼ Reading the Quantitative by Sub-Section Tables

▼ Reading the Quantitative Performance Progression Tables

▼ Reading the AWA Tab

## FAQ's

The Frequently Asked Questions section (FAQs) provides answers to questions commonly asked by users.

▼ Q: Where is the link to the printable PDF?

▼ Q: How can I see my GMAT ESR after the URL has expired?

▼ Q: What is the best way to print the ESR?

▼ Q: Does it matter on which page I click the PDF button?

▼ Q: Does it matter on which page I click the Print Text button?

▼ Q: Can I use a "Text to Speech" tool to read the ESR?

▼ Q: Is the ESR available in other languages?

▼ Q: Why isn't information about IR given by Sub-section (Question Type)?

▼ Q: What does "Performance by Progression" mean?

▼ Q: What is the difference between a "Section" and a "Sub-section"?

▼ Q: Why doesn't my Section score reflect the Mean of the Sub-section scores?

▼ Q: What does it mean when the graph and summary statement says that my Sub-section score is equivalent to a score of XX?

▼ Q: Why does the Quantitative Section have two Sub-sections?

▼ Q: Why are Algebra and Geometry shown together when they are completely different disciplines?

▼ Q: Why is my AWA Score not included in the ESR?

▼ Q: Why can't I see detailed information about each of the questions I answered wrong?

▼ Q: Are there any articles about how to read the ESR?

▼ Q: What does the Percentile Ranking represent?