

# Your GMAT® Enhanced Score Report

FOR: Yash

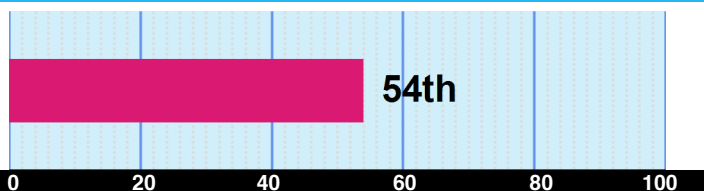
| Oct 27, 2016 |

This is NOT an official score report

## Overall GMAT Exam Performance

YOUR GMAT TOTAL SCORE:

**590**



YOUR IR SCORE:

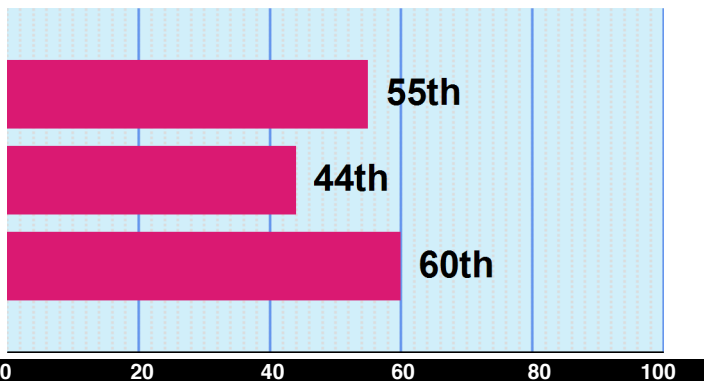
**5**

YOUR VERBAL SCORE:

**26**

YOUR QUANTITATIVE SCORE:

**46**



PERCENTILE RANKINGS COMPARE YOUR PERFORMANCE TO 3 YEARS OF GMAT EXAMS SAMPLE SIZE: 767833

## MEAN SCORE

MEAN SCORE:

**556.0**

(41st percentile)

Definition

The three year mean GMAT Total score is 556.0. This score is better than 41% of GMAT Exam scores recorded in the past three years.

Note: GMAT scores are valid for five years. Even though your score won't change, your percentile ranking may change when compared with a newer pool of applicants. Shifts tend to be gradual over long periods of time.

## TIME MANAGEMENT BY SECTION

YOUR MEAN RESPONSE TIME PER QUESTION

INTEGRATED REASONING

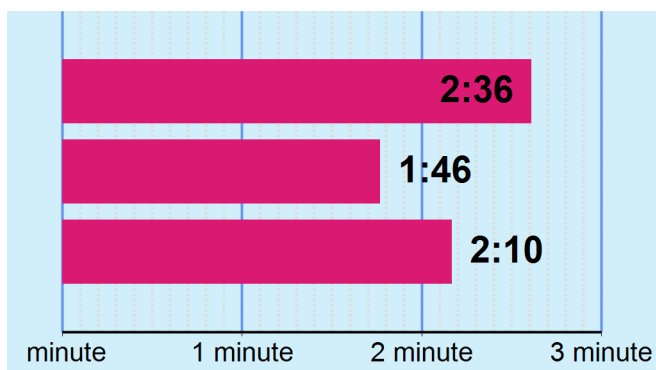
**5**

VERBAL

**26**

QUANTITATIVE

**46**



## MEAN TIME

MEAN TIME FOR ALL TEST TAKERS:

**1:54** minutes

Definition

For all GMAT Exam scores recorded in the past three years the mean time to complete a question in the Integrated Reasoning, Verbal, and Quantitative sections is 1:54 minutes.

## SUMMARY

- Your GMAT Total score of 590 is higher than 54% of GMAT Exam scores recorded in the past three years.
  - Your Integrated Reasoning score of 5 is higher than 55% of GMAT Exam scores recorded in the past three years.
  - Your Verbal score of 26 is higher than 44% of GMAT Exam scores recorded in the past three years.
  - Your Quantitative score of 46 is higher than 60% of GMAT Exam scores recorded in the past three years.
- Your Quantitative score of 46 and your Verbal score of 26 were used to calculate your GMAT Total score. Especially strong or weak scores on either section significantly impacts the GMAT Total score.

# Your GMAT® Enhanced Score Report

This is NOT an official score report

## Integrated Reasoning Performance

YOUR OVERALL IR SCORE:

**5**

**55th**

PERCENTILE RANKING 0 20 40 60 80 100

PERCENT OF QUESTIONS YOU ANSWERED CORRECTLY

**56%**

PERCENTILE RANKING 0 20 40 60 80 100

PERCENTILE RANKINGS COMPARE YOUR PERFORMANCE TO 3 YEARS OF GMAT EXAMS

## TIME MANAGEMENT - INTEGRATED REASONING

YOUR MEAN RESPONSE TIME PER QUESTION

OVERALL SECTION

**2:36**

CORRECT

**2:08**

INCORRECT

**3:12**

minute 1 minute 2 minute 3 minute

### MEAN SCORE

MEAN SCORE:

**4.23**

(40th percentile)

Definition

The three year mean GMAT Integrated Reasoning score is 4.2. This score is better than 40% of GMAT Exam scores recorded in the past three years.

Note: GMAT scores are valid for five years. Even though your score won't change, your percentile ranking may change when compared with a newer pool of applicants. Shifts tend to be gradual over long periods of time.

### MEAN TIME

MEAN TIME FOR ALL TEST TAKERS:

**2:27** minutes

Definition

For all GMAT Exam scores recorded in the past three years the mean time to complete a question in the Integrated Reasoning section is 2:27 minutes.

### SUMMARY

- Your Integrated Reasoning score of 5 is higher than 55% of GMAT Exam scores recorded in the past three years. The mean score for this section is 4.23.
- Lack of familiarity with the format of the four item types may negatively impact performance in this section.
- You completed 12 of the 12 questions in the Integrated Reasoning section.

# Your GMAT® Enhanced Score Report


This is NOT an official score report

## Verbal Section Performance

YOUR OVERALL VERBAL SCORE:

**26**

PERCENTILE RANKING 0 20 40 60 80 100



## SUB-SECTION RANKINGS

CRITICAL REASONING

49th

READING COMPREHENSION

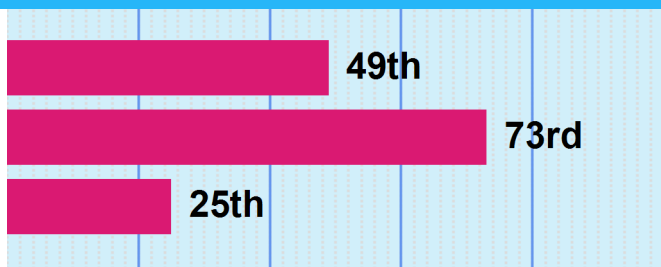
73rd

SENTENCE CORRECTION

25th

PERCENTILE RANKING 0 20 40 60 80 100

PERCENTILE RANKINGS COMPARE YOUR PERFORMANCE TO 3 YEARS OF GMAT EXAMS SAMPLE SIZE: 767833



## SUB-SECTION TIME MANAGEMENT

YOUR MEAN RESPONSE TIME PER QUESTION

OVERALL VERBAL

1:46

CRITICAL REASONING

1:42

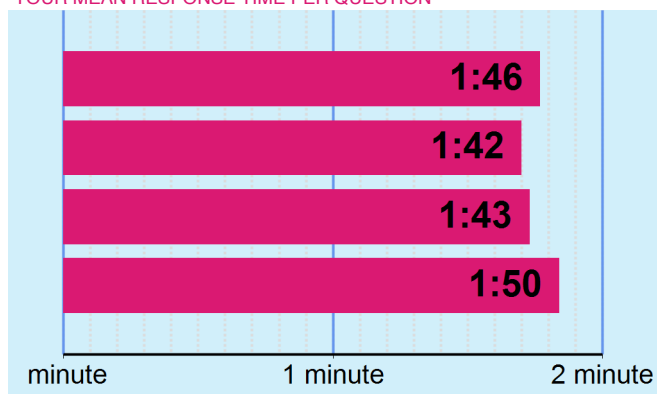
READING COMPREHENSION

1:43

SENTENCE CORRECTION

1:50

minute 1 minute 2 minute



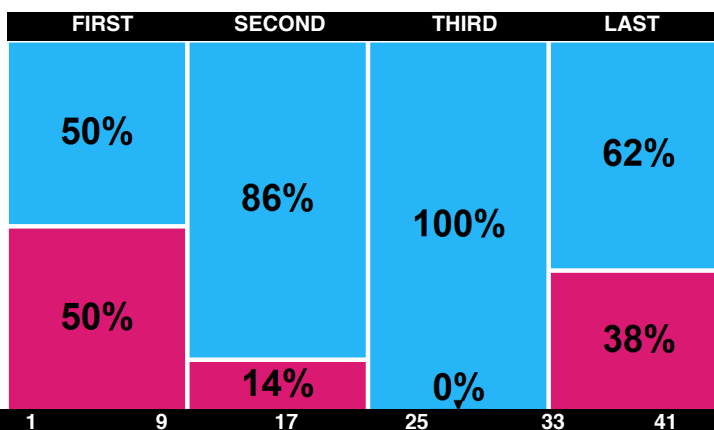
## PERCENT CORRECT

YOUR OVERALL VERBAL SCORE:

**26**

PERCENT OF QUESTIONS ANSWERED CORRECT/INCORRECT

- CORRECT
- INCORRECT



## MEAN SCORE

MEAN SCORE:

**26.86**

(44th percentile)

Definition

The three year mean GMAT Verbal score is 26.9. This score is better than 44% of GMAT Exam scores recorded in the past three years.

Note: GMAT scores are valid for five years. Even though your score won't change, your percentile ranking may change when compared with a newer pool of applicants. Shifts tend to be gradual over long periods of time.

## MEAN TIME

MEAN TIME FOR ALL TEST TAKERS:

**1:43** minutes

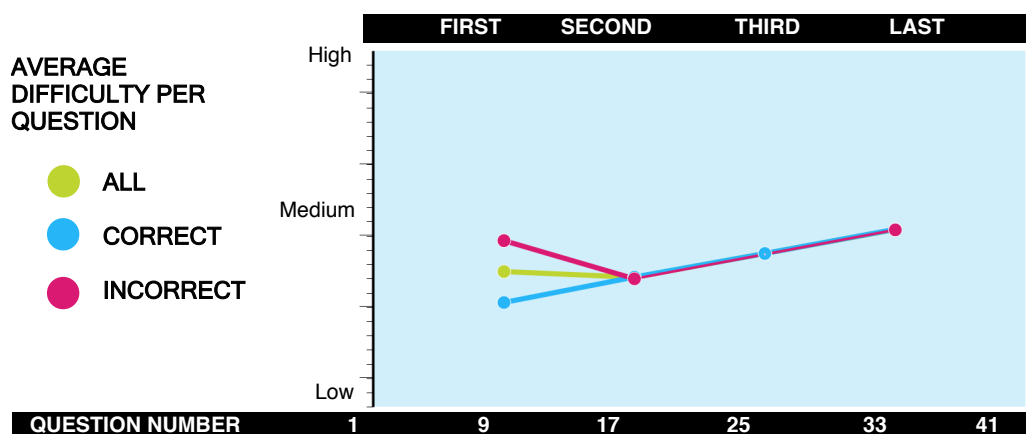
Definition

For all GMAT Exam scores recorded in the past three years the mean time to complete a question in the Verbal section is 1:43 minutes.

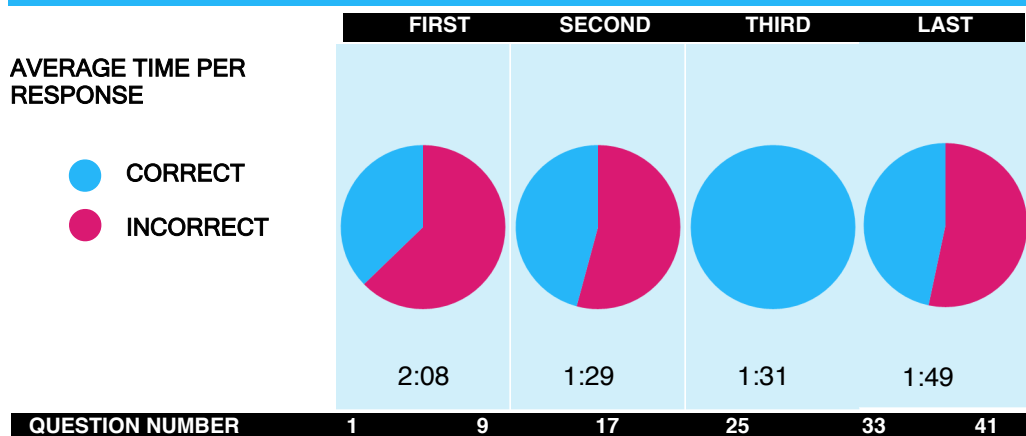
# Your GMAT® Enhanced Score Report

This is NOT an official score report

## AVERAGE DIFFICULTY



## PERFORMANCE OVER TIME



## SUMMARY

- Your Verbal score of 26 is higher than 44% of GMAT Exam scores recorded in the past three years. The mean score for this section is 26.86.
- Your performance on Critical Reasoning questions was equivalent to a score of 28, which is better than 49% of GMAT Exam scores recorded in the past three years. The mean score for this sub-section is 27.48.
- Your performance on Reading Comprehension questions was equivalent to a score of 35, which is better than 73% of GMAT Exam scores recorded in the past three years. The mean score for this sub-section is 27.13.
- Your performance on Sentence Correction questions was equivalent to a score of 20, which is better than 25% of GMAT Exam scores recorded in the past three years. The mean score for this sub-section is 27.
- You completed 41 of the 41 questions in the Verbal section.
- You responded correctly to 50% of the first set of questions, 86% of the second set of questions, 100% of the third set of questions and 63% of the final set of questions.
- The average difficulty of questions presented to you in the first set of questions was Medium, the average for the second set of questions was Medium, the average for the third set of questions was Medium and was Medium for the final set of questions.
- The average time it took you to respond to the first set of questions presented was 2:08, the average time for the second set of questions was 1:29, the average time for the third set of questions was 1:31 and 1:49 for the final set of questions.

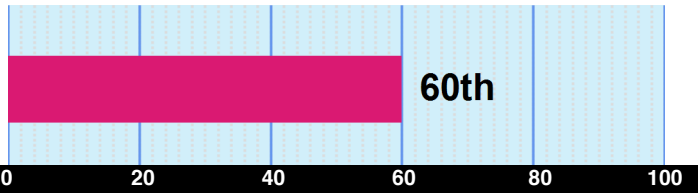
# Your GMAT® Enhanced Score Report

This is NOT an official score report

## Quantitative Section Performance

YOUR OVERALL  
QUANTITATIVE SCORE:

**46**



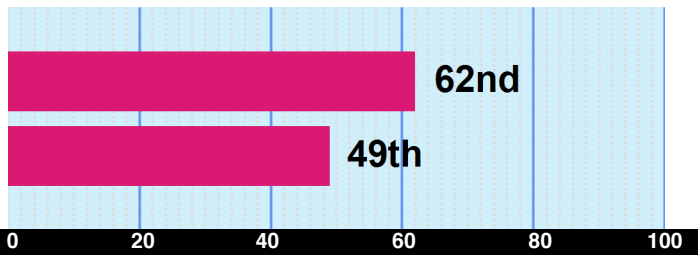
## SUB-SECTION RANKINGS

PROBLEM SOLVING

62nd

DATA SUFFICIENCY

49th

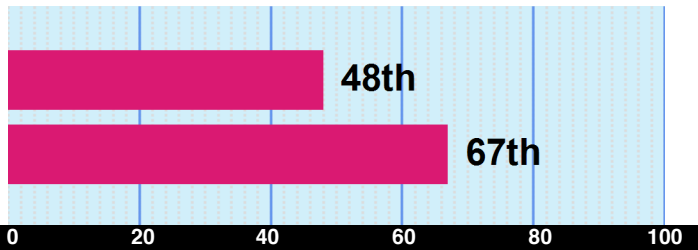


ARITHMETIC

48th

ALGEBRA/GEOMETRY

67th



PERCENTILE RANKINGS COMPARE YOUR PERFORMANCE TO 3 YEARS OF GMAT EXAMS SAMPLE SIZE: 767833

## SUB-SECTION TIME MANAGEMENT

YOUR MEAN RESPONSE TIME PER QUESTION

OVERALL QUANTITATIVE

2:10

PROBLEM SOLVING

2:18

DATA SUFFICIENCY

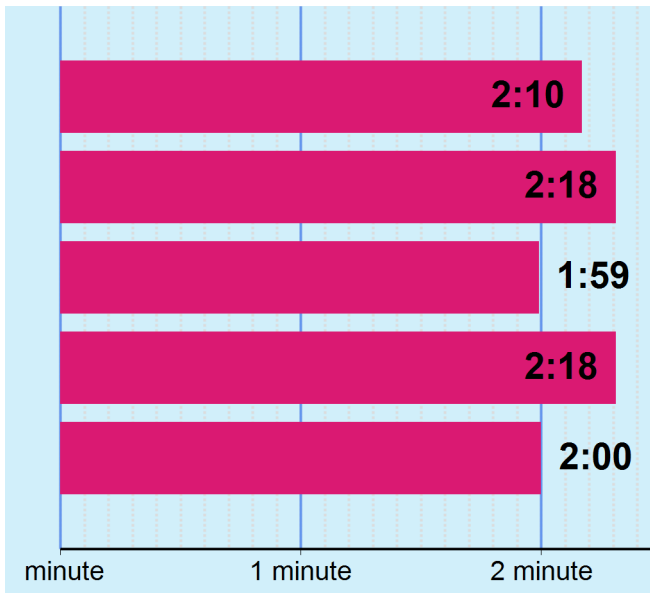
1:59

ARITHMETIC

2:18

ALGEBRA/GEOMETRY

2:00



## MEAN SCORE

MEAN SCORE:

**39.40**

(37th percentile)

Definition

The three year mean GMAT Quantitative score is 39.4. This score is better than 37% of GMAT Exam scores recorded in the past three years.

Note: GMAT scores are valid for five years. Even though your score won't change, your percentile ranking may change when compared with a newer pool of applicants. Shifts tend to be gradual over long periods of time.

## MEAN TIME

MEAN TIME FOR ALL  
TEST TAKERS:

**1:56** minutes

Definition

For all GMAT Exam scores recorded in the past three years the mean time to complete a question in the Quantitative sections is 1:56 minutes.

# Your GMAT® Enhanced Score Report

This is NOT an official score report

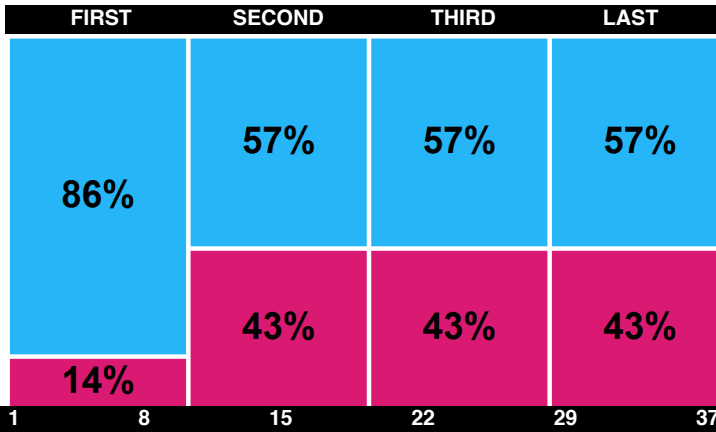
## PERCENT CORRECT

YOUR OVERALL QUANTITATIVE SCORE:

**46**

PERCENT OF QUESTIONS ANSWERED CORRECT/INCORRECT

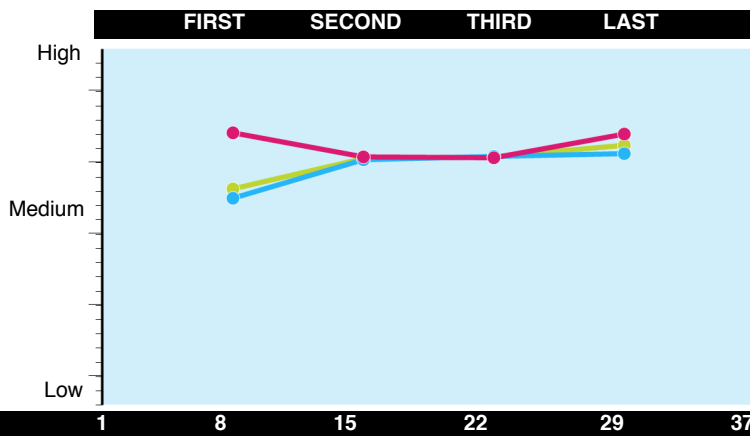
- CORRECT
- INCORRECT



## AVERAGE DIFFICULTY

AVERAGE DIFFICULTY PER QUESTION

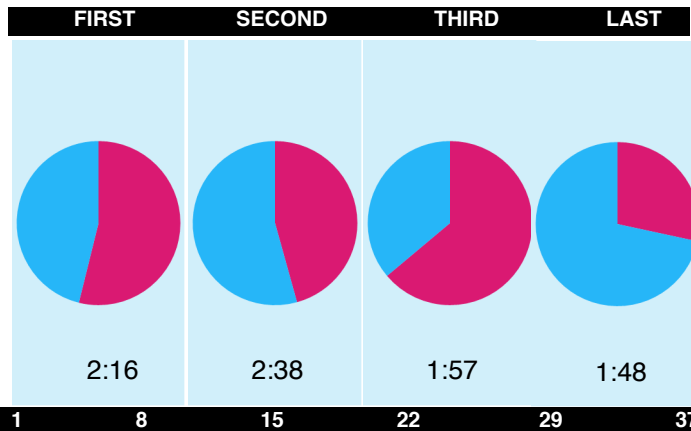
- ALL
- CORRECT
- INCORRECT



## TIME MANAGEMENT

AVERAGE TIME PER RESPONSE

- CORRECT
- INCORRECT



# Your GMAT® Enhanced Score Report

This is NOT an official score report

## SUMMARY

- Your Quantitative score of 46 is higher than 60% of GMAT Exam scores recorded in the past three years. The mean score for this section is 39.4.
- Your performance on Problem Solving questions was equivalent to a score of 47. Your score is better than 62% of all sub-section scores recorded in the past three years. The mean for all test takers is 39.41.
- Your performance on Data Sufficiency questions was equivalent to a score of 44. Your score is better than 49% of all sub-section scores recorded in the past three years. The mean for all test takers is 39.46.
- Your performance on Arithmetic questions was equivalent to a score of 43. Your score is better than 48% of all sub-section scores recorded in the past three years. The mean for all test takers is 39.52.
- Your performance on Algebra/Geometry questions was equivalent to a score of 48. Your score is better than 67% of all sub-section scores recorded in the past three years. The mean for all test takers is 39.4.
- You completed 37 of the 37 questions in the Quantitative section.
- You responded correctly to 86% of the first set of questions, 57% of the second set of questions, 57% of the third set of questions and 57% of the final set of questions..
- The average difficulty of questions presented to you in the first set of questions was Medium, the average for the second set of questions was Medium High, the average for the third set of questions was Medium High and was Medium High for the final set of questions.
- The average time it took you to respond to the first set of questions presented was 2:16, the average time for the second set of questions was 2:38, the average time for the third set of questions was 1:57 and 1:48 for the final set of questions.