

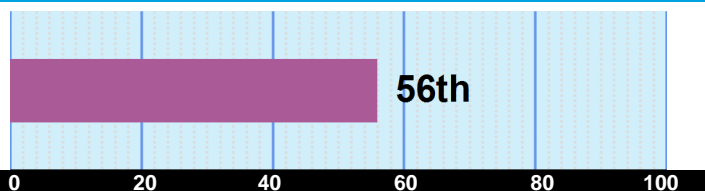
# Your GMAT® Enhanced Score Report

This is NOT an official score report

## Overall GMAT Exam Performance

YOUR GMAT TOTAL SCORE:

**600**



YOUR IR SCORE:

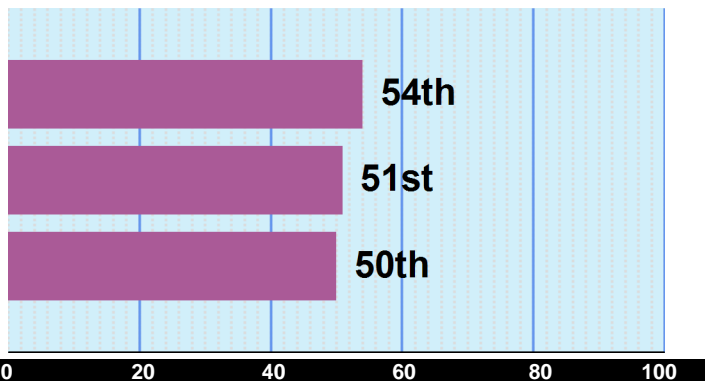
**5**

YOUR VERBAL SCORE:

**28**

YOUR QUANTITATIVE SCORE:

**44**



PERCENTILE RANKINGS COMPARE YOUR PERFORMANCE TO 3 YEARS OF GMAT EXAMS SAMPLE SIZE: 761738

## MEAN SCORE

MEAN SCORE:

**561.3**  
(42nd percentile)

Definition

The three year mean GMAT Total score is 561.3. This score is better than 42% of GMAT Exam scores recorded in the past three years.

Note: GMAT scores are valid for five years. Even though your score won't change, your percentile ranking may change when compared with a newer pool of applicants. Shifts tend to be gradual over long periods of time.

## TIME MANAGEMENT BY SECTION

YOUR MEAN RESPONSE TIME PER QUESTION

INTEGRATED REASONING

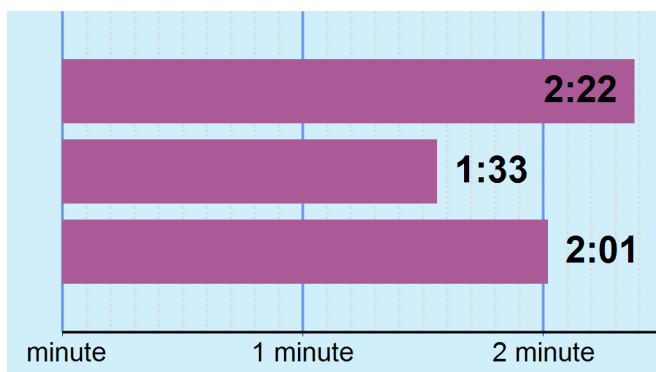
**5**

VERBAL

**28**

QUANTITATIVE

**44**



## MEAN TIME

MEAN TIME FOR ALL TEST TAKERS:

**1:54** minutes

Definition

For all GMAT Exam scores recorded in the past three years the mean time to complete a question in the Integrated Reasoning, Verbal, and Quantitative sections is 1:54 minutes.

## SUMMARY

- Your GMAT Total score of 600 is higher than 56% of GMAT Exam scores recorded in the past three years.
  - Your Integrated Reasoning score of 5 is higher than 54% of GMAT Exam scores recorded in the past three years.
  - Your Verbal score of 28 is higher than 51% of GMAT Exam scores recorded in the past three years.
  - Your Quantitative score of 44 is higher than 50% of GMAT Exam scores recorded in the past three years.
- Your Quantitative score of 44 and your Verbal score of 28 were used to calculate your GMAT Total score. Especially strong or weak scores on either section significantly impacts the GMAT Total score.

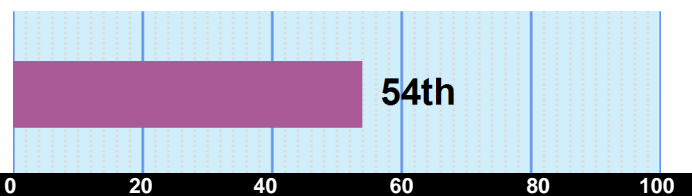
# Your GMAT® Enhanced Score Report

This is NOT an official score report

## Integrated Reasoning Performance

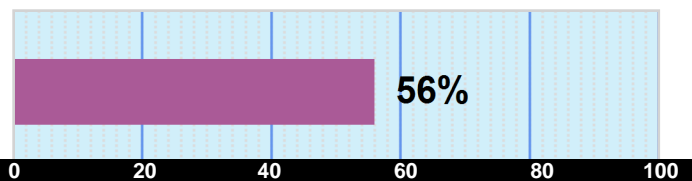
YOUR OVERALL IR SCORE:

**5**



PERCENT OF QUESTIONS YOU ANSWERED CORRECTLY

**56%**



PERCENTILE RANKINGS COMPARE YOUR PERFORMANCE TO 3 YEARS OF GMAT EXAMS

## TIME MANAGEMENT - INTEGRATED REASONING

YOUR MEAN RESPONSE TIME PER QUESTION

OVERALL SECTION

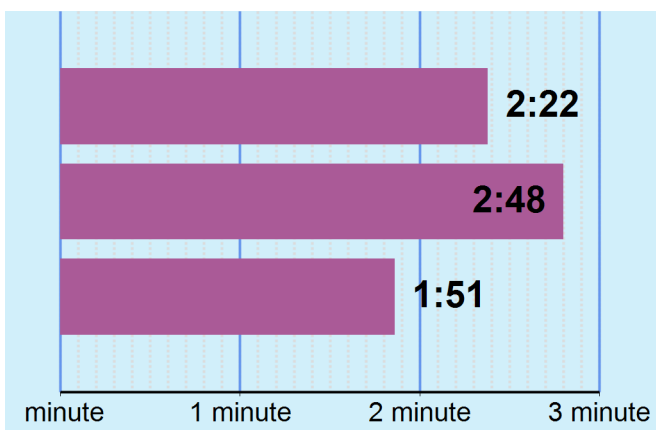
**2:22**

CORRECT

**2:48**

INCORRECT

**1:51**



## MEAN SCORE

MEAN SCORE:

**4.29**

(38th percentile)

Definition

The three year mean GMAT Integrated Reasoning score is 4.3. This score is better than 38% of GMAT Exam scores recorded in the past three years.

Note: GMAT scores are valid for five years. Even though your score won't change, your percentile ranking may change when compared with a newer pool of applicants. Shifts tend to be gradual over long periods of time.

## MEAN TIME

MEAN TIME FOR ALL TEST TAKERS:

**2:25** minutes

Definition

For all GMAT Exam scores recorded in the past three years the mean time to complete a question in the Integrated Reasoning section is 2:25 minutes.

## SUMMARY

- Your Integrated Reasoning score of 5 is higher than 54% of GMAT Exam scores recorded in the past three years. The mean score for this section is 4.29.
- Lack of familiarity with the format of the four item types may negatively impact performance in this section.
- You completed 12 of the 12 questions in the Integrated Reasoning section.

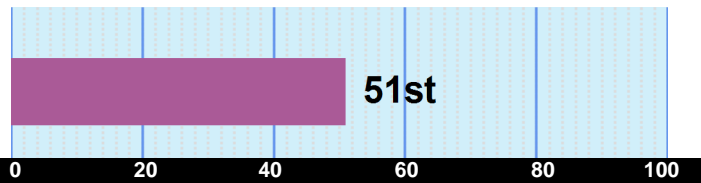
# Your GMAT® Enhanced Score Report

This is NOT an official score report

## Verbal Section Performance

YOUR OVERALL VERBAL SCORE:

**28**



## MEAN SCORE

MEAN SCORE:

**27.04**

(46th percentile)

Definition

The three year mean GMAT Verbal score is 27.0. This score is better than 46% of GMAT Exam scores recorded in the past three years.

Note: GMAT scores are valid for five years. Even though your score won't change, your percentile ranking may change when compared with a newer pool of applicants. Shifts tend to be gradual over long periods of time.

## SUB-SECTION RANKINGS

CRITICAL REASONING

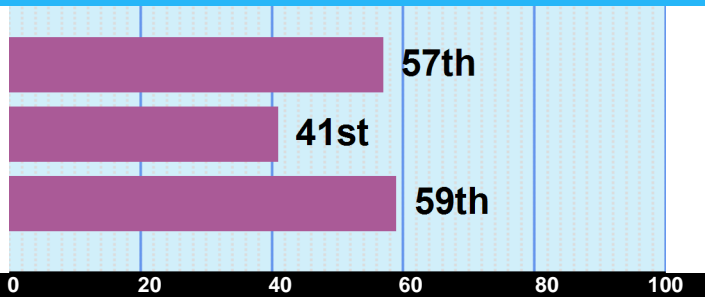
57th

READING COMPREHENSION

41st

SENTENCE CORRECTION

59th



PERCENTILE RANKING

0 20 40 60 80 100

PERCENTILE RANKINGS COMPARE YOUR PERFORMANCE TO 3 YEARS OF GMAT EXAMS SAMPLE SIZE: 761738

## SUB-SECTION TIME MANAGEMENT

YOUR MEAN RESPONSE TIME PER QUESTION

OVERALL VERBAL

1:33

CRITICAL REASONING

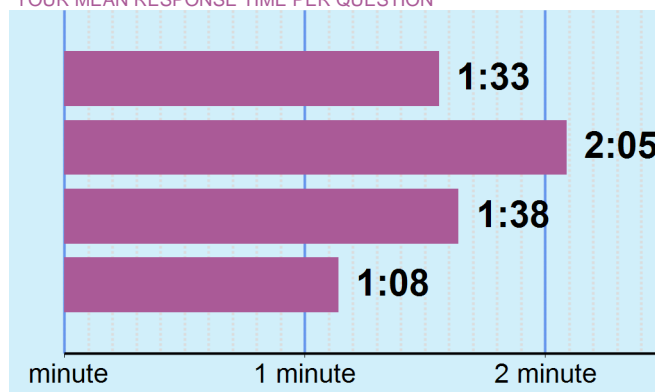
2:05

READING COMPREHENSION

1:38

SENTENCE CORRECTION

1:08



## MEAN TIME

MEAN TIME FOR ALL TEST TAKERS:

**1:43** minutes

Definition

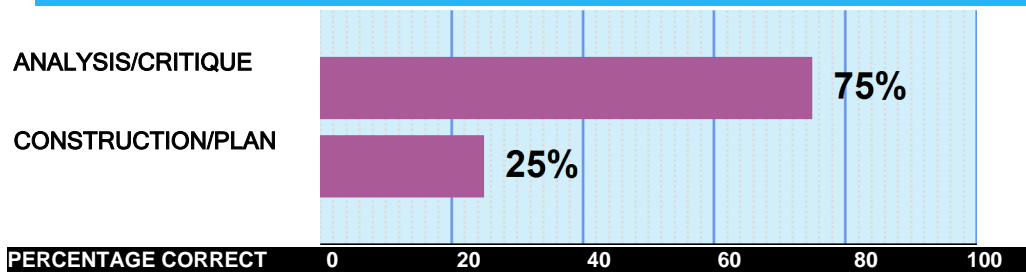
For all GMAT Exam scores recorded in the past three years the mean time to complete a question in the Verbal section is 1:43 minutes.

# Your GMAT® Enhanced Score Report

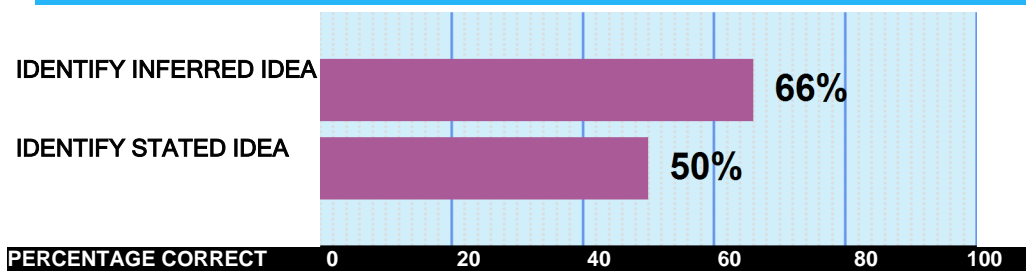
This is NOT an official score report

## PERFORMANCE BY FUNDAMENTAL SKILLS

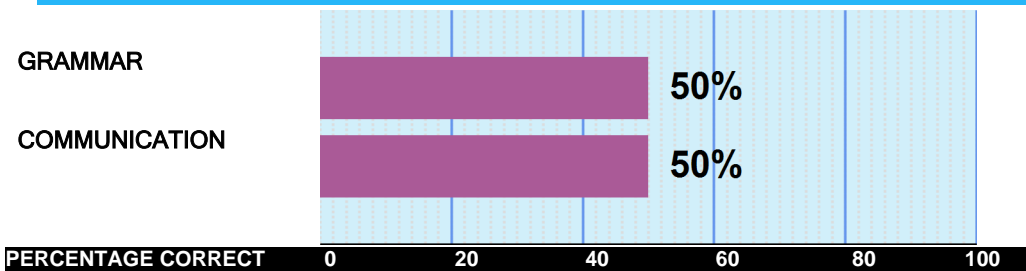
### CRITICAL REASONING



### READING COMPREHENSION



### SENTENCE CORRECTION



# Your GMAT® Enhanced Score Report

This is NOT an official score report

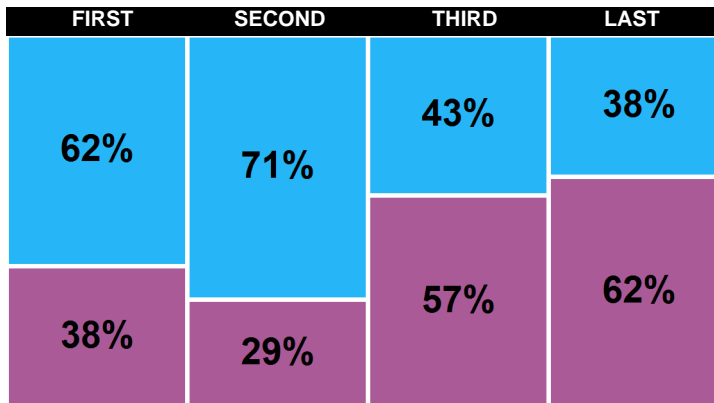
## PERCENT CORRECT

YOUR OVERALL VERBAL SCORE:

**28**

PERCENT OF QUESTIONS ANSWERED CORRECT/INCORRECT

- CORRECT
- INCORRECT

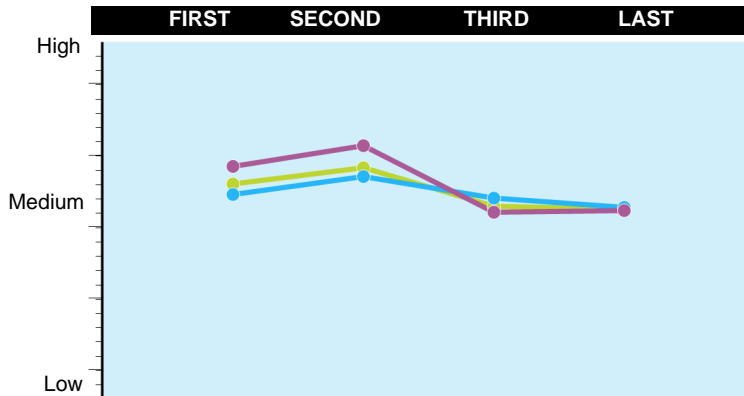


"Each section in this graph represents approximately one quarter of the questions in order of presentation."

## AVERAGE DIFFICULTY

AVERAGE DIFFICULTY PER QUESTION

- ALL
- CORRECT
- INCORRECT

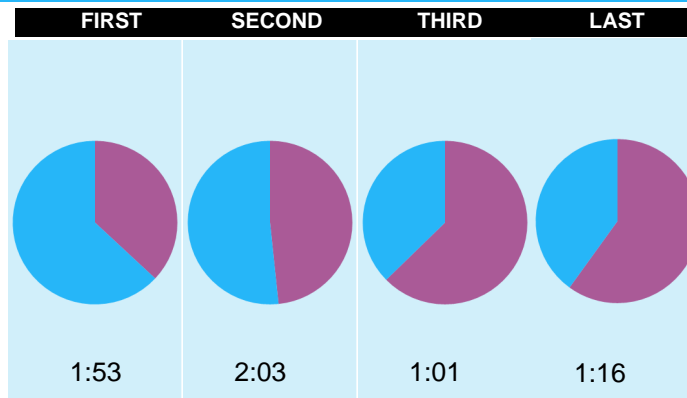


"Each section in this graph represents approximately one quarter of the questions in order of presentation."

## PERFORMANCE OVER TIME

AVERAGE TIME PER RESPONSE

- CORRECT
- INCORRECT



"Each section in this graph represents approximately one quarter of the questions in order of presentation."

# Your GMAT® Enhanced Score Report

This is NOT an official score report

## SUMMARY

- Your Verbal score of 28 is higher than 51% of GMAT Exam scores recorded in the past three years. The mean score for this section is 27.04.
- Your performance on Critical Reasoning questions was equivalent to a score of 31, which is better than 57% of GMAT Exam scores recorded in the past three years. The mean score for this sub-section is 27.59.
  - Your performance of 75% on Analysis/Critique questions is considered Above Average.
  - Your performance of 25% on Construction/Plan questions is considered Very Weak.
- Your performance on Reading Comprehension questions was equivalent to a score of 25, which is better than 41% of GMAT Exam scores recorded in the past three years. The mean score for this sub-section is 27.29.
  - Your performance of 66% on Identify Inferred Idea questions is considered Above Average.
  - Your performance of 50% on Identify Stated Idea questions is considered Weak.
- Your performance on Sentence Correction questions was equivalent to a score of 31, which is better than 59% of GMAT Exam scores recorded in the past three years. The mean score for this sub-section is 27.19.
  - Your performance of 50% on Grammar questions is considered Weak.
  - Your performance of 50% on Communication questions is considered Weak.
- You completed 36 questions in the Verbal section.
- You responded correctly to 63% of the first set of questions, 71% of the second set of questions, 43% of the third set of questions and 38% of the final set of questions.
- The average difficulty of questions presented to you in the first set of questions was Medium, the average for the second set of questions was Medium, the average for the third set of questions was Medium and was Medium for the final set of questions.
- The average time it took you to respond to the first set of questions presented was 1:53, the average time for the second set of questions was 2:03, the average time for the third set of questions was 1:01 and 1:16 for the final set of questions.
- Please Note: If you sat for the GMAT exam prior to April 16, 2018 this section contained 41 questions, on or after April 16, 2018 the section consists of 36 questions.

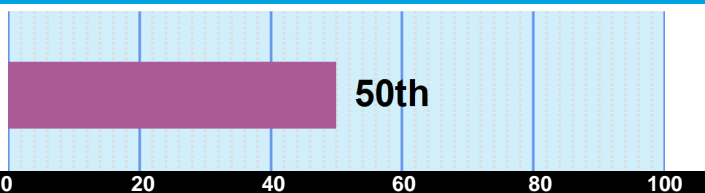
# Your GMAT® Enhanced Score Report

This is NOT an official score report

## Quantitative Section Performance

YOUR OVERALL  
QUANTITATIVE SCORE:

**44**



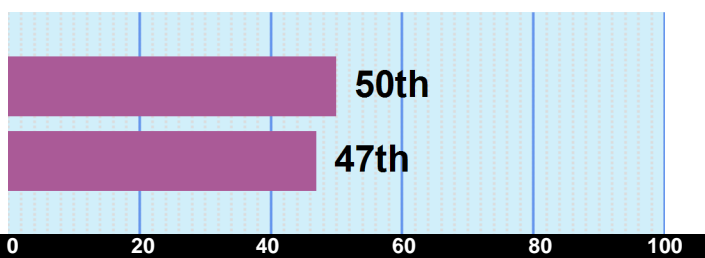
## SUB-SECTION RANKINGS

PROBLEM SOLVING

50th

DATA SUFFICIENCY

47th

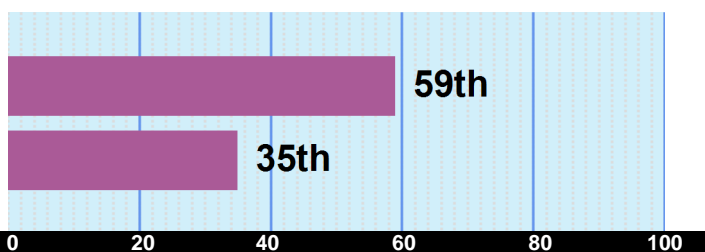


ARITHMETIC

59th

ALGEBRA/GEOMETRY

35th



PERCENTILE RANKINGS COMPARE YOUR PERFORMANCE TO 3 YEARS OF GMAT EXAMS SAMPLE SIZE: 761738

## SUB-SECTION TIME MANAGEMENT

YOUR MEAN RESPONSE TIME PER QUESTION

OVERALL QUANTITATIVE

2:01

PROBLEM SOLVING

2:01

DATA SUFFICIENCY

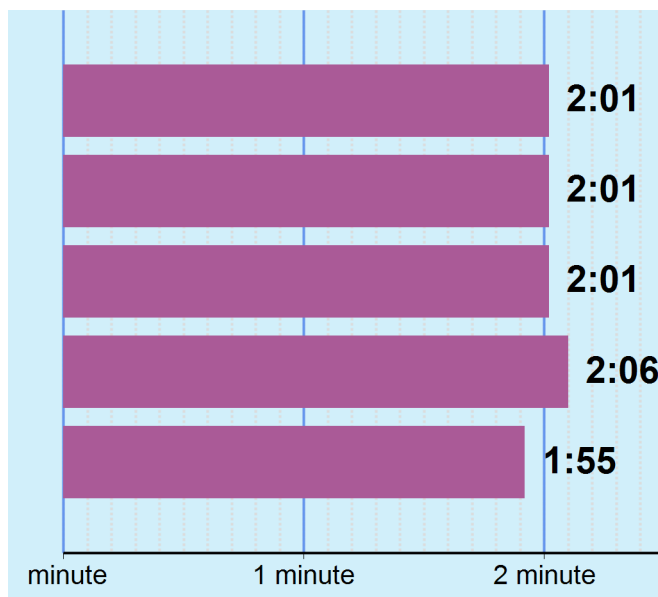
2:01

ARITHMETIC

2:06

ALGEBRA/GEOMETRY

1:55



## MEAN SCORE

MEAN SCORE:

**39.93**

(35th percentile)

Definition

The three year mean GMAT Quantitative score is 39.9. This score is better than 35% of GMAT Exam scores recorded in the past three years.

Note: GMAT scores are valid for five years. Even though your score won't change, your percentile ranking may change when compared with a newer pool of applicants. Shifts tend to be gradual over long periods of time.

## MEAN TIME

MEAN TIME FOR ALL  
TEST TAKERS:

**1:55** minutes

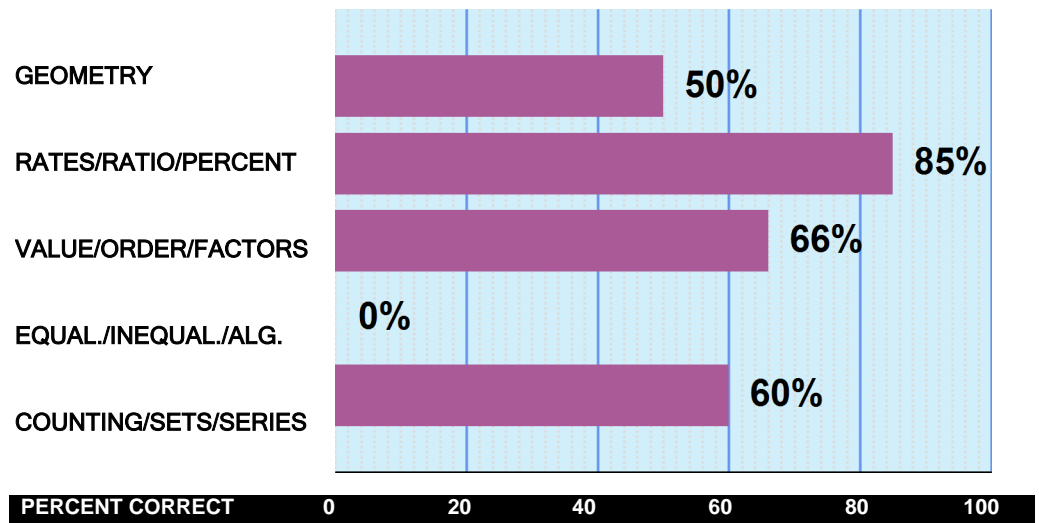
Definition

For all GMAT Exam scores recorded in the past three years the mean time to complete a question in the Quantitative sections is 1:55 minutes.

# Your GMAT® Enhanced Score Report

This is NOT an official score report

## PERFORMANCE BY FUNDAMENTAL SKILLS



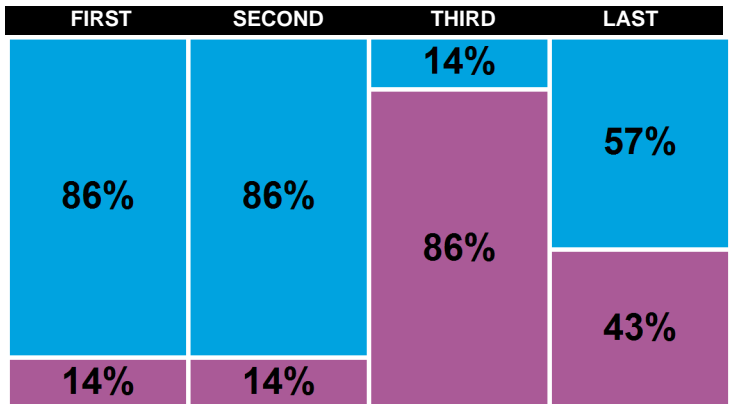
## PERCENT CORRECT

YOUR OVERALL QUANTITATIVE SCORE:

**44**

PERCENT OF QUESTIONS ANSWERED CORRECT/INCORRECT

- CORRECT
- INCORRECT

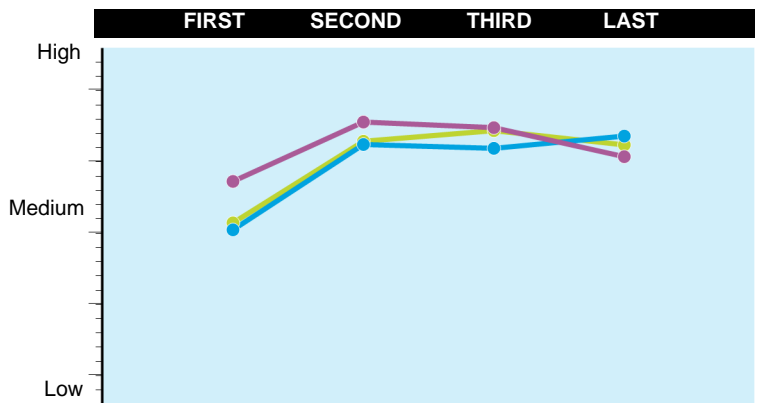


Each section in this graph represents approximately one quarter of the questions in order of presentation.

## AVERAGE DIFFICULTY

AVERAGE DIFFICULTY PER QUESTION

- ALL
- CORRECT
- INCORRECT



Each section in this graph represents approximately one quarter of the questions in order of presentation.

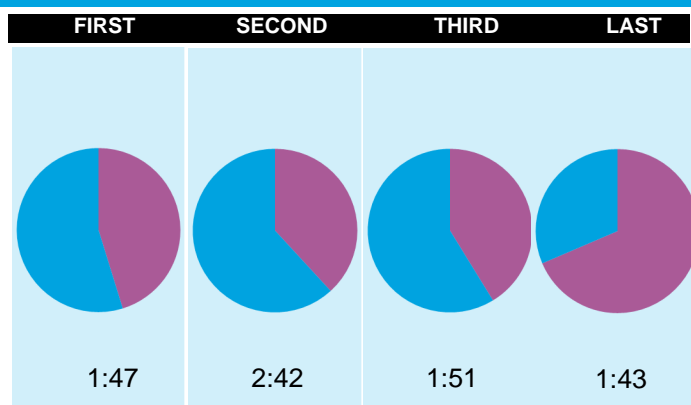
# Your GMAT® Enhanced Score Report

This is NOT an official score report

## TIME MANAGEMENT

AVERAGE TIME PER RESPONSE

- CORRECT
- INCORRECT



Each section in this graph represents approximately one quarter of the questions in order of presentation.

## SUMMARY

- Your Quantitative score of 44 is higher than 50% of GMAT Exam scores recorded in the past three years. The mean score for this section is 39.93.
- Your performance on Problem Solving questions was equivalent to a score of 44. Your score is better than 50% of all sub-section scores recorded in the past three years. The mean for all test takers is 39.91.
- Your performance on Data Sufficiency questions was equivalent to a score of 44. Your score is better than 47% of all sub-section scores recorded in the past three years. The mean for all test takers is 39.94.
- Your performance on Arithmetic questions was equivalent to a score of 47. Your score is better than 59% of all sub-section scores recorded in the past three years. The mean for all test takers is 40.02.
- Your performance on Algebra/Geometry questions was equivalent to a score of 39. Your score is better than 35% of all sub-section scores recorded in the past three years. The mean for all test takers is 39.88.
- Your performance of 50% on Geometry questions is considered Weak.
- Your performance of 85% on Rates/Ratio/Percent questions is considered Strong.
- Your performance of 66% on Value/Order/Factors questions is considered Above Average.
- Your performance of 0% on Equal./Inequal./Alg. questions is considered Very Weak.
- Your performance of 60% on Counting/Sets/Series questions is considered Average.
- You completed 31 questions in the Quantitative section.
- You responded correctly to 86% of the first set of questions, 86% of the second set of questions, 14% of the third set of questions and 57% of the final set of questions..
- The average difficulty of questions presented to you in the first set of questions was Medium, the average for the second set of questions was Medium High, the average for the third set of questions was Medium High and was Medium High for the final set of questions.
- The average time it took you to respond to the first set of questions presented was 1:47, the average time for the second set of questions was 2:42, the average time for the third set of questions was 1:51 and 1:43 for the final set of questions.
- Please Note: If you sat for the GMAT exam prior to April 16, 2018 this section contained 37 questions, on or after April 16, 2018 the section consists of 31 questions.

# Your GMAT® Enhanced Score Report

This is NOT an official score report

## Analytical Writing Assessment

This report is created before your Analytical Writing Essay is scored. Please refer to your Official GMAT Score Report to find your AWA score.

The following information will help you interpret your AWA score:

- 6** An AWA score of 6 reflects an outstanding essay. A cogent, well-articulated critique of the argument, demonstrating mastery of the elements of effective writing, and displaying the following characteristics: - Clearly identifies and insightfully analyzes important features of the argument - Develops ideas cogently, organizes them logically, and connects them smoothly with clear transitions - Effectively supports the main points of the critique - Demonstrates superior control of language, including diction and syntactic variety and the conventions of standard written English
- 5** An AWA score of 5 reflects a strong essay. A well-developed critique of the argument, demonstrating good control of the elements of effective writing, and displaying the following characteristics: - Clearly identifies important features of the argument and analyzes them in a generally thoughtful way - Develops ideas clearly, organizes them logically, and connects them with appropriate transitions - Sensibly supports the main points of the critique - Demonstrates clear control of language, including diction and syntactic variety - Demonstrates facility with the conventions of standard written English, but may have minor flaws
- 4** An AWA score of 4 reflects an adequate essay. A competent critique of the argument, demonstrating adequate control of the elements of effective writing, and displaying the following characteristics: - Identifies and capably analyzes important features of the argument - Develops and organizes ideas satisfactorily, but may not always connect them with transitions - Supports the main points of the critique - Demonstrates adequate control of language, including diction and syntactic variety, but may lack syntactic variety - Displays control of the conventions of standard written English, but may have some flaws
- 3** An AWA score of 3 reflects a competent but clearly flawed critique of the argument, demonstrating some control of the elements of effective writing, and displaying the following characteristics: - Does not identify or analyze most of the important features of the argument, although some analysis is present - Is limited in the logical development and organization of ideas - Offers support of little relevance and value for points of the critique - Uses language imprecisely and/or lacks sentence variety - Contains occasional major errors or frequent minor errors in grammar, usage, and mechanics
- 2** An AWA score of 2 reflects a seriously flawed essay, demonstrating significant weakness in analytical writing skills, and displaying the following characteristics: - Fails to show an understanding of and does not identify or analyze the main features of the argument - Does not develop ideas or is disorganized - Provides few, if any, relevant or reasonable supports - Has serious, frequent problems in the use of language and sentence structure - Contains numerous errors in grammar, usage, or mechanics that interfere with meaning
- 1** An AWA score of 1 reflects a fundamentally deficient essay, demonstrating fundamental deficiencies in analytical writing skills, and displaying the following characteristics: - Provides little evidence of the ability to understand and analyze the argument or to develop an organized response to it - Has severe and persistent errors in language and sentence structure - Contains a pervasive pattern of errors in grammar, usage, and mechanics thus resulting in incoherence
- 0** An AWA score of 0 reflects an essay that was not scored. The essay is either totally illegible or obviously not written on the assigned topic