

Your GMAT[®] Enhanced Score Report

i This is NOT an official score report.



CREATED FOR: TANUSREE MUNSHI | GMAT ID: 100003421853 | MILPITAS, UNITED STATES | MARCH 21, 2019 | APPOINTMENT ID: 348046479

Overall GMAT Exam Performance


YOUR GMAT TOTAL SCORE:

660




YOUR IR SCORE:

6



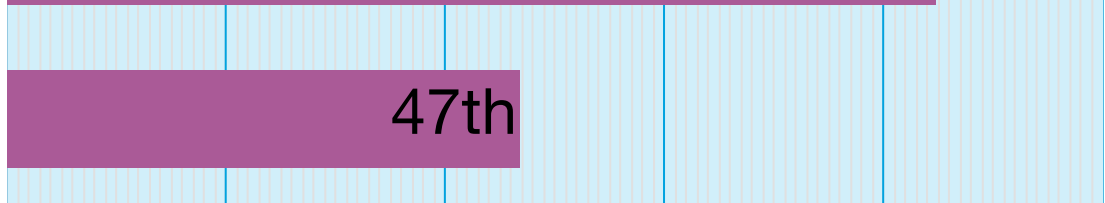
YOUR VERBAL SCORE:

38



YOUR QUANTITATIVE SCORE:

43



YOUR AWA SCORE:

—

Please Note: The AWA Score for this GMAT Exam will appear within 24 hours of the exam scores being made official. If the score has been cancelled for any reason, the information will not appear in the Enhanced Score Report.

PERCENTILE RANKINGS COMPARE YOUR PERFORMANCE TO 3 YEARS OF GMAT EXAMS
SAMPLE SIZE: 761,738

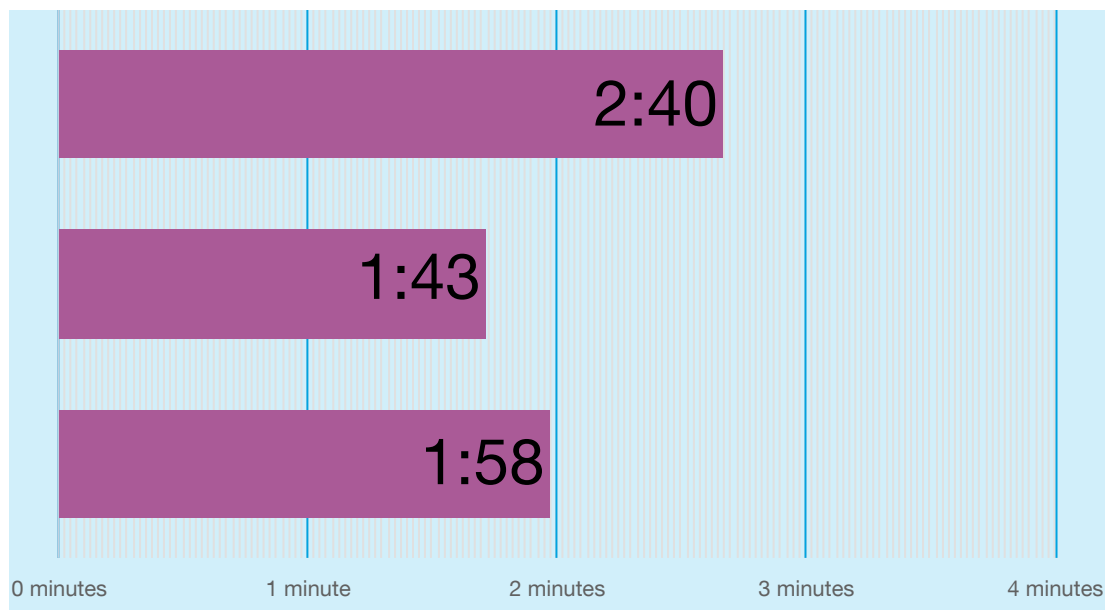
TIME MANAGEMENT BY SECTION

YOUR MEAN RESPONSE TIME PER QUESTION

INTEGRATED REASONING

VERBAL

QUANTITATIVE



SUMMARY

- Your GMAT Total score of 660 is higher than 77% of GMAT Exam scores recorded in the past three years.
 - Your Integrated Reasoning score of 6 is higher than 70% of GMAT Exam scores recorded in the past three years.
 - Your Verbal score of 38 is higher than 85% of GMAT Exam scores recorded in the past three years.
 - Your Quantitative score of 43 is higher than 47% of GMAT Exam scores recorded in the past three years.
- Your Quantitative score of 43 and your Verbal score of 38 were used to calculate your GMAT Total score. Especially strong or weak scores on either section significantly impacts the GMAT Total score.

MEAN SCORE

MEAN SCORE:

561.3

(42nd percentile)

Definition

The three year mean GMAT Total score is 561.3. This score is better than 42% of GMAT Exam scores recorded in the past three years.

Note: GMAT scores are valid for five years. Even though your score won't change, your percentile ranking may change when compared with a newer pool of applicants. Shifts tend to be gradual over long periods of time.

MEAN TIME

MEAN TIME FOR ALL TEST TAKERS:

1:54 minutes**Definition**

For all GMAT Exam scores recorded in the past three years the mean time to complete a question in the Integrated Reasoning, Verbal, and Quantitative sections is 1:54 minutes.


Integrated Reasoning Performance

YOUR OVERALL IR SCORE:

6



PERCENT OF QUESTIONS YOU ANSWERED CORRECTLY

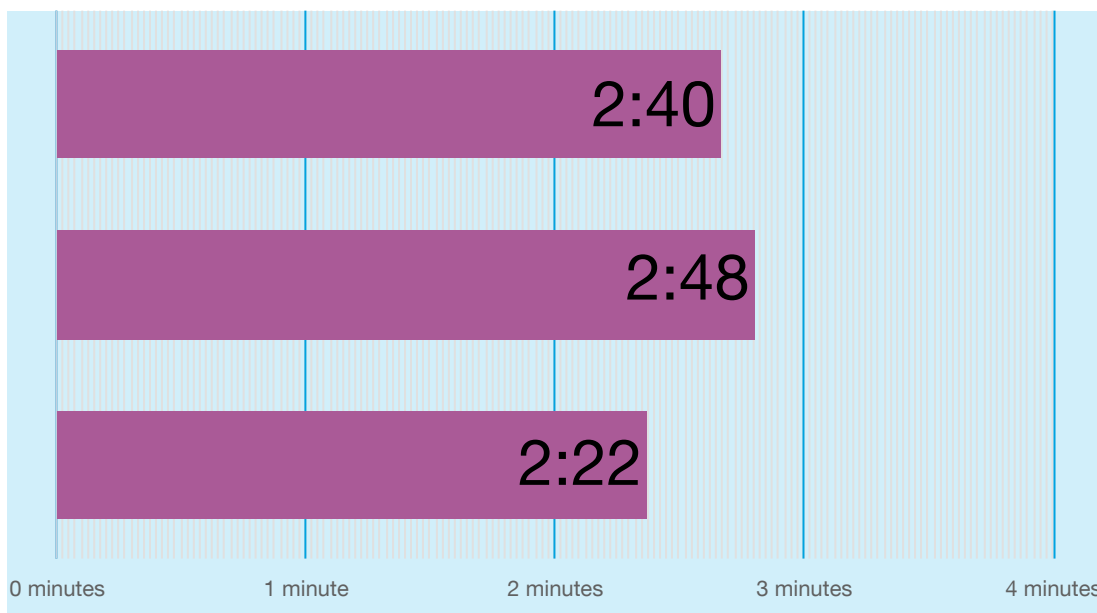


PERCENTILE RANKINGS COMPARE YOUR PERFORMANCE TO 3 YEARS OF GMAT EXAMS

TIME MANAGEMENT - INTEGRATED REASONING

YOUR MEAN RESPONSE TIME PER QUESTION

OVERALL SECTION



CORRECT

INCORRECT

SUMMARY

- Your Integrated Reasoning score of 6 is higher than 70% of GMAT Exam scores recorded in the past three years. The mean score for this section is 4.29.
- Lack of familiarity with the format of the four item types may negatively impact performance in this section.
- You completed 12 of the 12 questions in the Integrated Reasoning section.

MEAN SCORE**MEAN SCORE:****4.29****(38th percentile)****Definition**

The three year mean GMAT Integrated Reasoning score is 4.3. This score is better than 38% of GMAT Exam scores recorded in the past three years.

Note: GMAT scores are valid for five years. Even though your score won't change, your percentile ranking may change when compared with a newer pool of applicants. Shifts tend to be gradual over long periods of time.

MEAN TIME**MEAN TIME FOR ALL TEST TAKERS:****2:25** minutes**Definition**

For all GMAT Exam scores recorded in the past three years the mean time to complete a question in the Integrated Reasoning, section is 2:25 minutes.

Verbal Section Performance

YOUR OVERALL VERBAL SCORE:

38

85th

— PERFORMANCE BY SUB-SECTION

SUB-SECTION RANKINGS

CRITICAL REASONING

88th

READING COMPREHENSION

51st

SENTENCE CORRECTION

87th

PERCENTILE RANKINGS COMPARE YOUR PERFORMANCE TO 3 YEARS OF GMAT EXAMS
SAMPLE SIZE 761,738

SUB-SECTION TIME MANAGEMENT

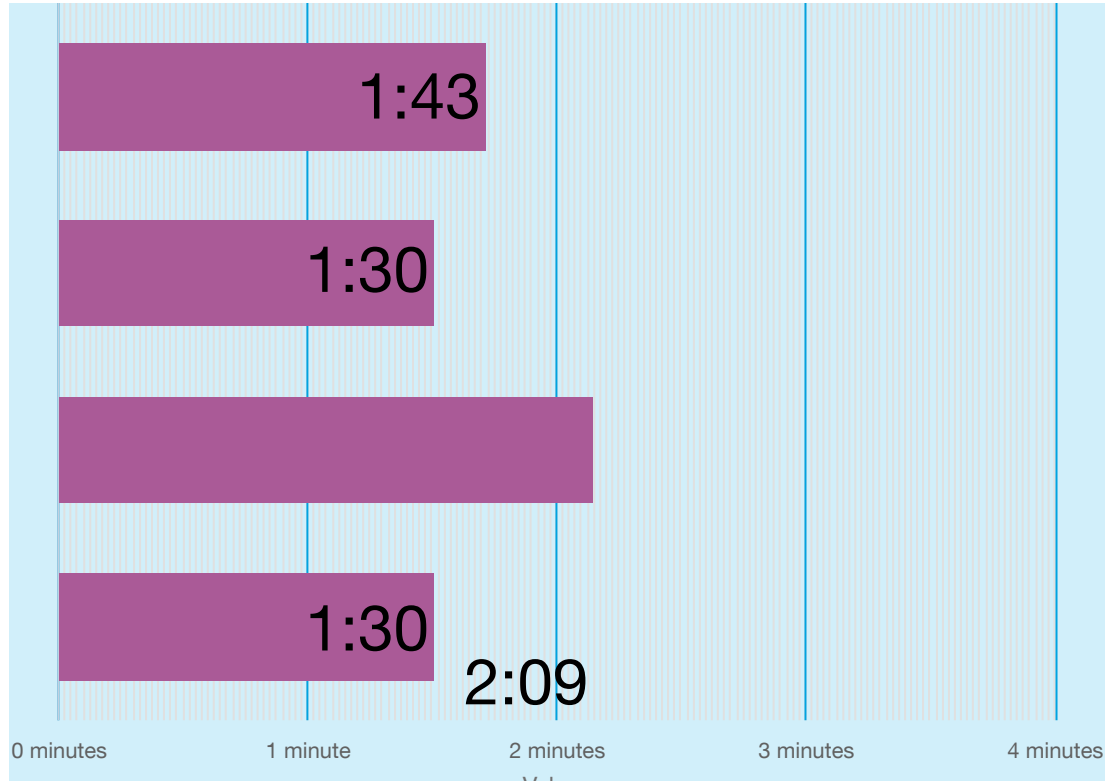
YOUR MEAN RESPONSE TIME PER QUESTION

OVERALL TITLE

CRITICAL REASONING

READING COMPREHENSION

SENTENCE CORRECTION

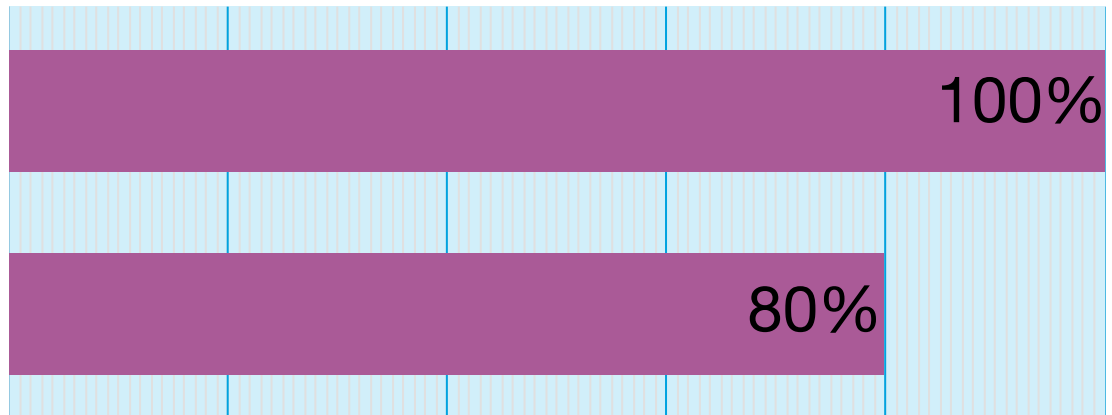


PERFORMANCE BY FUNDAMENTAL SKILLS

CRITICAL REASONING

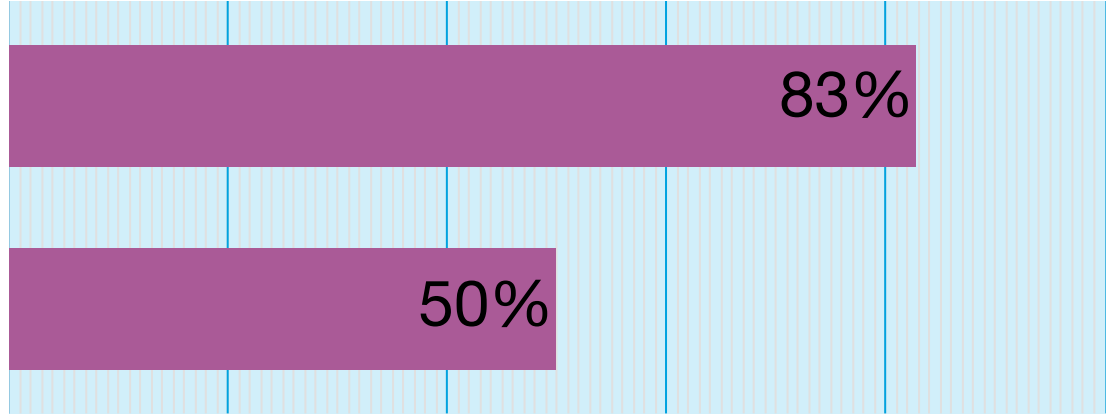
ANALYSIS/CRITIQUE
([HTTPS://WWW.MBA.COM/MBAS-AND-BUSINESS-MASTERS/ARTICLES/ENHANCED-SCORE-REPORT/GMAT-ESR-VERBAL-SKILLS#ANALYSIS/CRITIQUE](https://www.mba.com/mbas-and-business-masters/articles/enhanced-score-report/gmat-esr-verbal-skills#analysis/critique))

CONSTRUCTION/PLAN
([HTTPS://WWW.MBA.COM/MBAS-AND-BUSINESS-MASTERS/ARTICLES/ENHANCED-SCORE-REPORT/GMAT-ESR-VERBAL-SKILLS#CONSTRUCTION/PLAN](https://www.mba.com/mbas-and-business-masters/articles/enhanced-score-report/gmat-esr-verbal-skills#construction/plan))



READING COMPREHENSION

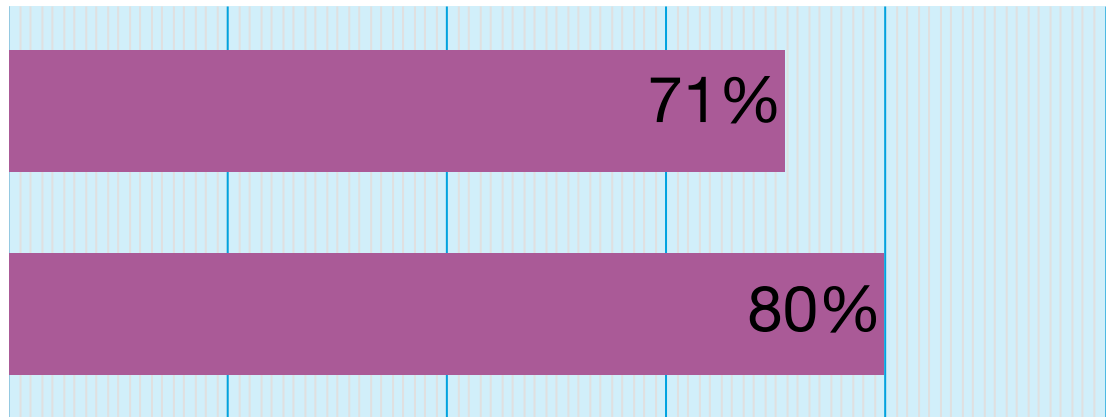
IDENTIFY INFERRED IDEA
(HTTPS://WWW.MBA.COM/MBAS-AND-BUSINESS-MASTERS/ARTICLES/ENHANCED-SCORE-REPORT/GMAT-ESR-VERBAL-SKILLS#IDENTIFY%20INFERRED%20IDEAS)



IDENTIFY STATED IDEA
(HTTPS://WWW.MBA.COM/MBAS-AND-BUSINESS-MASTERS/ARTICLES/ENHANCED-SCORE-REPORT/GMAT-ESR-VERBAL-SKILLS#IDENTIFY%20STATED%20IDEAS)

SENTENCE CORRECTION

GRAMMAR (HTTPS://WWW.MBA.COM/MBAS-AND-BUSINESS-MASTERS/ARTICLES/ENHANCED-SCORE-REPORT/GMAT-ESR-VERBAL-SKILLS#GRAMMAR)



COMMUNICATION
(HTTPS://WWW.MBA.COM/MBAS-AND-BUSINESS-MASTERS/ARTICLES/ENHANCED-SCORE-REPORT/GMAT-ESR-VERBAL-SKILLS#COMMUNICATION)

PERFORMANCE PROGRESSION

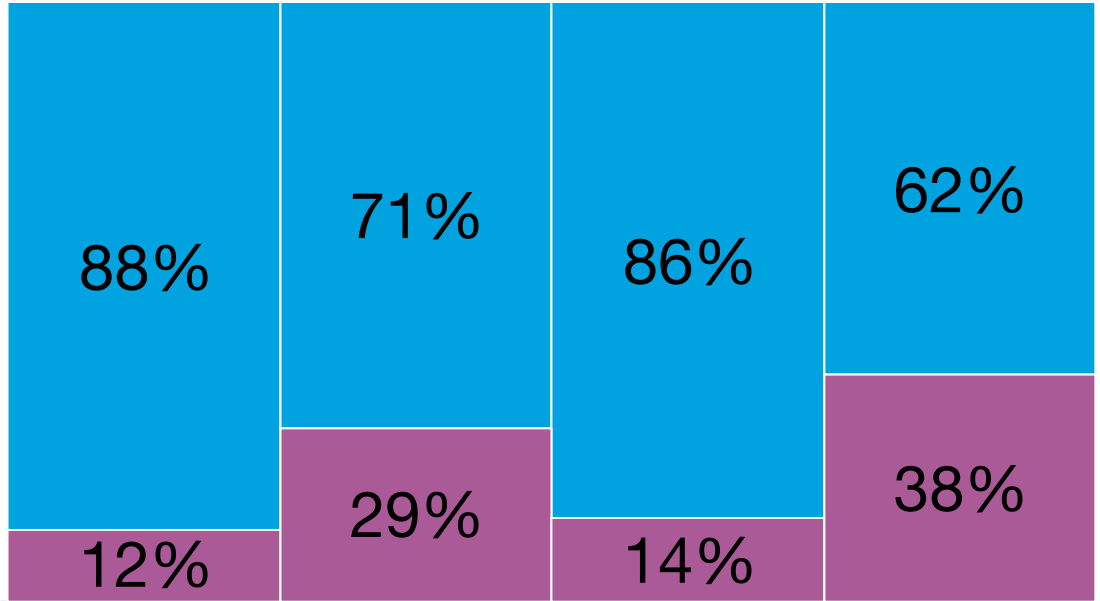
PERCENT CORRECT

PERCENT OF CORRECT/INCORRECT ANSWERS

FIRST	SECOND	THIRD	LAST
-------	--------	-------	------

● CORRECT

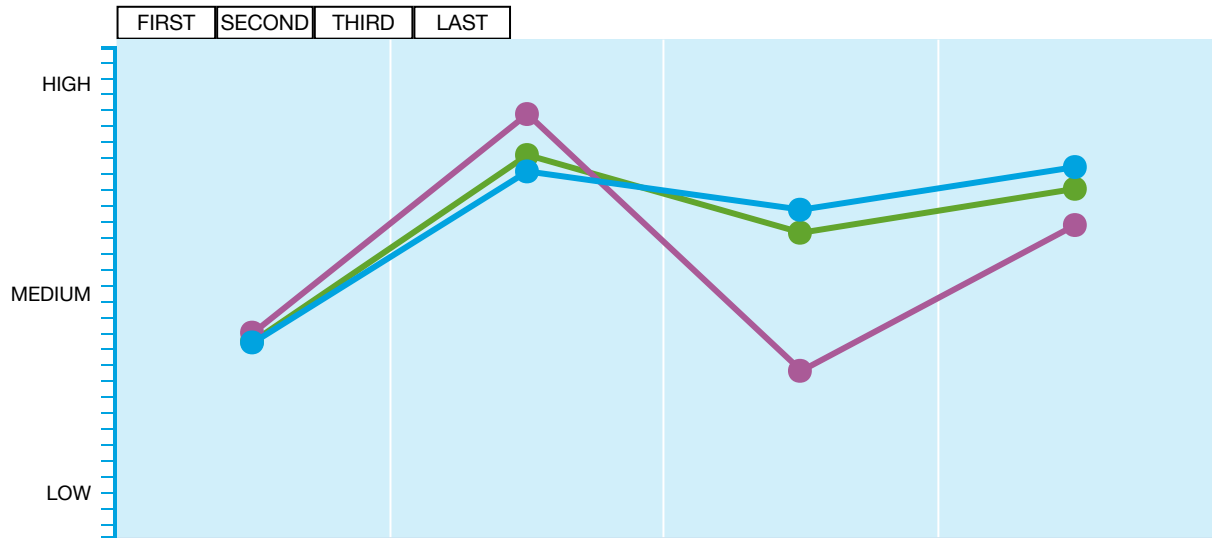
● INCORRECT



AVERAGE DIFFICULTY

AVERAGE DIFFICULTY PER QUESTION

- ALL
- ✓ ● CORRECT
- ✓ ● INCORRECT

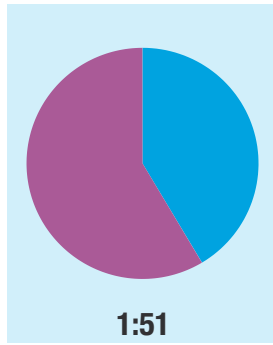
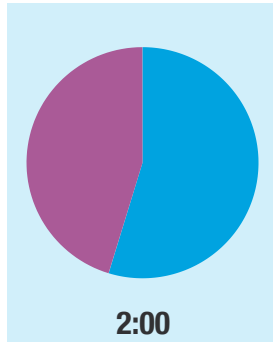
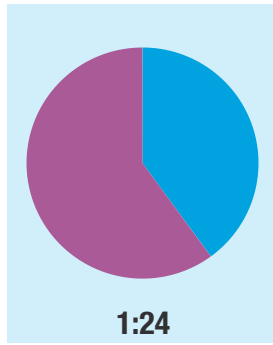
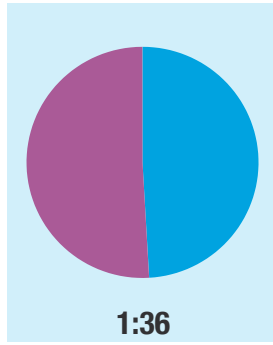


TIME MANAGEMENT

AVERAGE TIME PER RESPONSE*

FIRST	SECOND	THIRD	LAST
-------	--------	-------	------

- CORRECT
- INCORRECT



SUMMARY

- Your Verbal score of 38 is higher than 85% of GMAT Exam scores recorded in the past three years. The mean score for this section is 27.04.
- Your performance on Critical Reasoning questions was equivalent to a score of 41, which is better than 88% of GMAT Exam scores recorded in the past three years. The mean score for this sub-section is 27.59.
 - Your performance of 100% on Analysis/Critique questions is considered Very Strong.
 - Your performance of 80% on Construction/Plan questions is considered Above Average.
- Your performance on Reading Comprehension questions was equivalent to a score of 28, which is better than 51% of GMAT Exam scores recorded in the past three years. The mean score for this sub-section is 27.29.
 - Your performance of 83% on Identify Inferred Idea questions is considered Strong.
 - Your performance of 50% on Identify Stated Idea questions is considered Weak.
- Your performance on Sentence Correction questions was equivalent to a score of 40, which is better than 87% of GMAT Exam scores recorded in the past three years. The mean score for this sub-section is 27.19.
 - Your performance of 71% on Grammar questions is considered Above Average.
 - Your performance of 80% on Communication questions is considered Above Average.
- You completed 36 questions in the Verbal section.
- You responded correctly to 88% of the first set of questions, 71% of the second set of questions, 86% of the third set of questions and 63% of the final set of questions.
- The average difficulty of questions presented to you in the first set of questions was Medium, the average for the second set of questions was Medium High, the average for the third set of questions was Medium and was Medium for the final set of questions.
- The average time it took you to respond to the first set of questions presented was 1:36, the average time for the second set of questions was 1:24, the average time for the third set of questions was 2:00 and 1:51 for the final set of questions.
- Please Note: If you sat for the GMAT exam prior to April 16, 2018 this section contained 41 questions, on or after April 16, 2018 the section consists of 36 questions.

MEAN SCORE**MEAN SCORE:****27.04****(46th percentile)****Definition**

The three year mean GMAT Verbal score is 27. This score is better than 46% of GMAT Exam scores recorded in the past three years.

Note: GMAT scores are valid for five years. Even though your score won't change, your percentile ranking may change when compared with a newer pool of applicants. Shifts tend to be gradual over long periods of time.

MEAN TIME**MEAN TIME****1:43 minutes****Definition**

For all GMAT Exam scores recorded in the past three years the mean time to complete a question in the Verbal section is 1:43 minutes.

Quantitative Section Performance

YOUR OVERALL QUANTITATIVE SCORE:

43

47th

— PERFORMANCE BY SUB-SECTION

SUB-SECTION RANKINGS

PROBLEM SOLVING

60th

DATA SUFFICIENCY

28th

ARITHMETIC

42nd

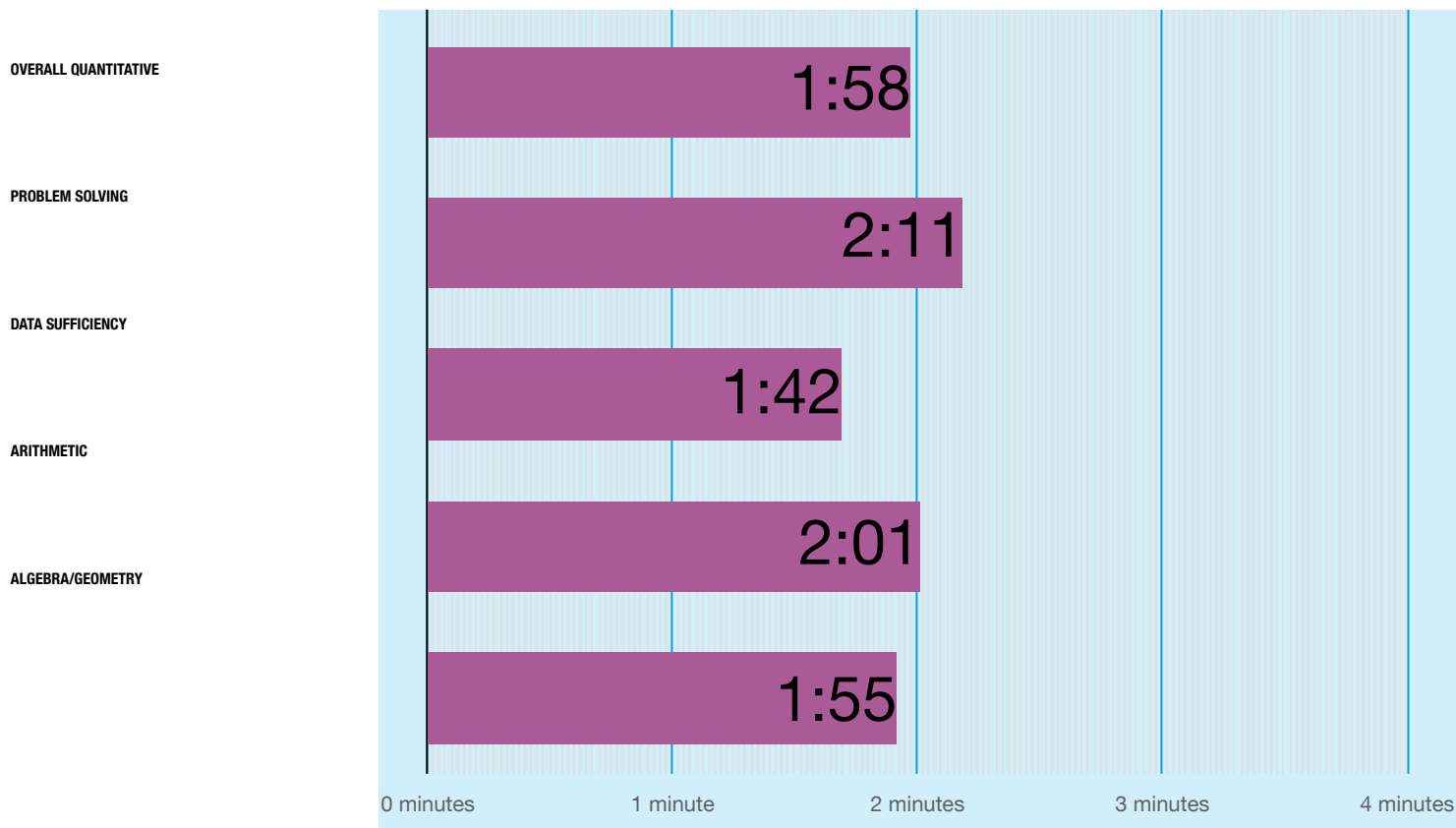
ALGEBRA/GEOMETRY

49th

PERCENTILE RANKINGS COMPARE YOUR PERFORMANCE TO 3 YEARS OF GMAT EXAMS
SAMPLE SIZE 761,738

SUB-SECTION TIME MANAGEMENT

YOUR MEAN RESPONSE TIME PER QUESTION



— PERFORMANCE BY FUNDAMENTAL SKILLS

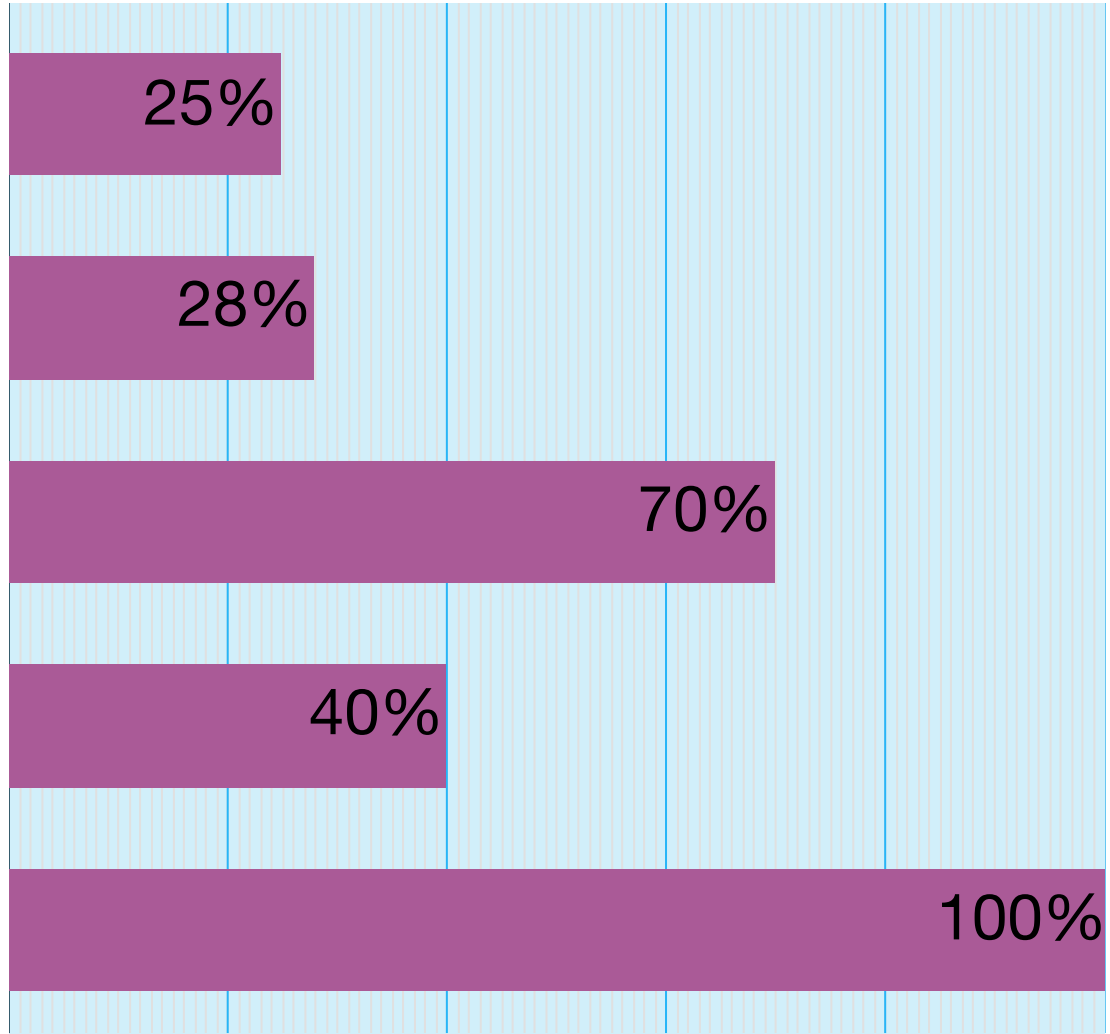
GEOMETRY ([HTTPS://WWW.MBA.COM/MBAS-AND-BUSINESS-MASTERS/ARTICLES/ENHANCED-SCORE-REPORT/GMAT-ESR-QUANT-SKILLS-GROUPS#GEOMETRY-HEADER](https://www.mba.com/mbas-and-business-masters/articles/enhanced-score-report/gmat-esr-quant-skills-groups#geometry-header))

RATES/RATIO/PERCENT ([HTTPS://WWW.MBA.COM/MBAS-AND-BUSINESS-MASTERS/ARTICLES/ENHANCED-SCORE-REPORT/GMAT-ESR-QUANT-SKILLS-GROUPS#RATES-RATIO-PERCENT%20HEADER](https://www.mba.com/mbas-and-business-masters/articles/enhanced-score-report/gmat-esr-quant-skills-groups#rates-ratio-percent%20header))

VALUE/ORDER/FACTORS ([HTTPS://WWW.MBA.COM/MBAS-AND-BUSINESS-MASTERS/ARTICLES/ENHANCED-SCORE-REPORT/GMAT-ESR-QUANT-SKILLS-GROUPS#VALUE-ORDER-FACTORS](https://www.mba.com/mbas-and-business-masters/articles/enhanced-score-report/gmat-esr-quant-skills-groups#value-order-factors))

EQUAL./INEQUAL./ALG. ([HTTPS://WWW.MBA.COM/MBAS-AND-BUSINESS-MASTERS/ARTICLES/ENHANCED-SCORE-REPORT/GMAT-ESR-QUANT-SKILLS-GROUPS#EQUALITIES-INEQUALITIES-ALGEBRA%20HEADER](https://www.mba.com/mbas-and-business-masters/articles/enhanced-score-report/gmat-esr-quant-skills-groups#equalities-inequalities-algebra%20header))

COUNTING/SETS/SERIES
([HTTPS://WWW.MBA.COM/MBAS-AND-BUSINESS-MASTERS/ARTICLES/ENHANCED-SCORE-REPORT/GMAT-ESR-QUANT-SKILLS-GROUPS#COUNTING-SETS-SERIES](https://www.mba.com/mbas-and-business-masters/articles/enhanced-score-report/gmat-esr-quant-skills-groups#counting-sets-series))



— PERFORMANCE PROGRESSION

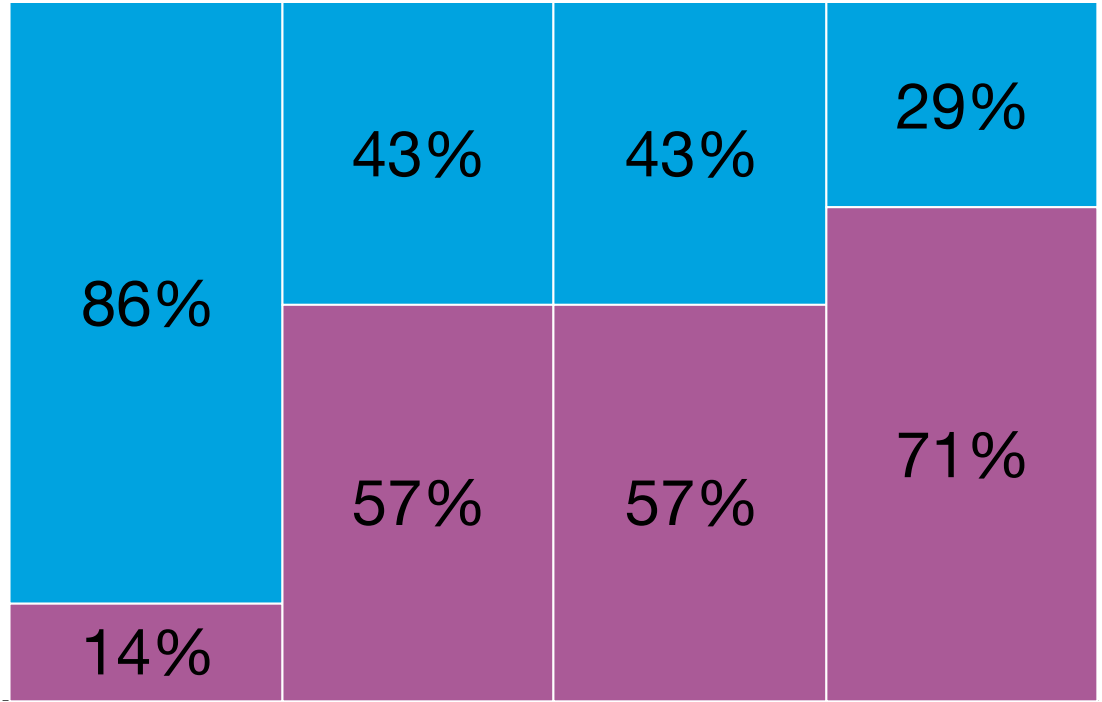
PERCENT CORRECT

PERCENT OF CORRECT/INCORRECT ANSWERS

FIRST	SECOND	THIRD	LAST
-------	--------	-------	------

● CORRECT

● INCORRECT



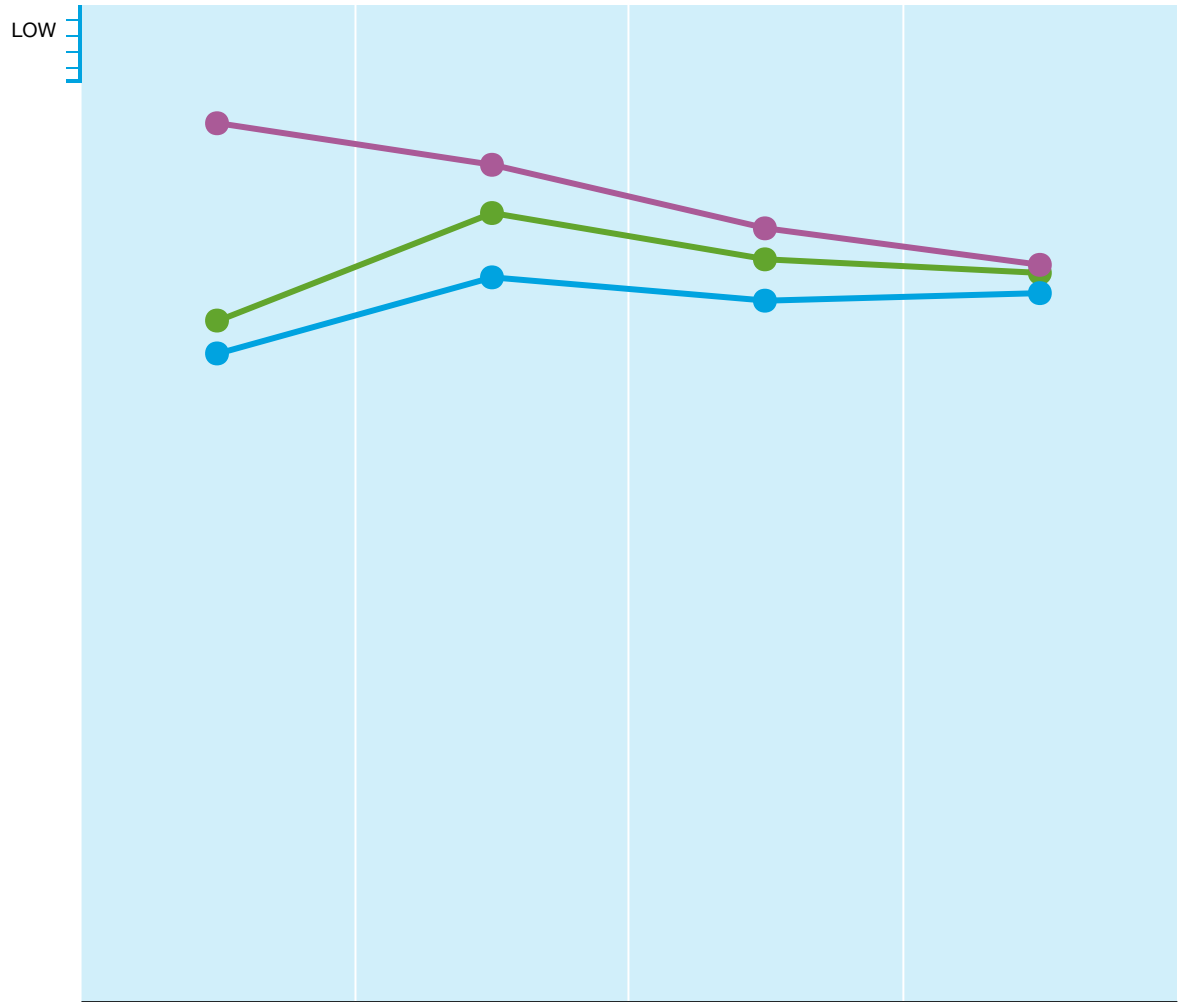
AVERAGE DIFFICULTY

AVERAGE DIFFICULTY PER QUESTION

- ALL
- ✓ ● CORRECT
- ✓ ● INCORRECT

FIRST	SECOND	THIRD	LAST
-------	--------	-------	------





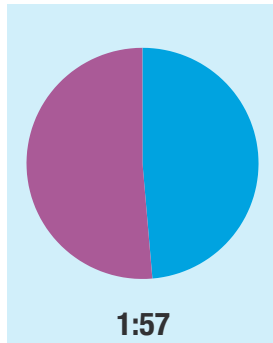
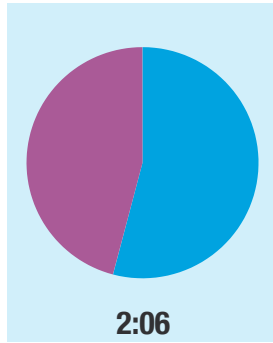
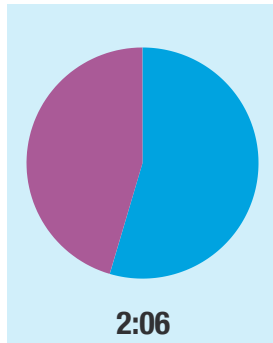
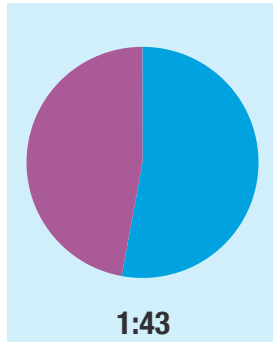
TIME MANAGEMENT

AVERAGE TIME PER RESPONSE*

FIRST	SECOND	THIRD	LAST
-------	--------	-------	------

● CORRECT

● INCORRECT



SUMMARY

- Your Quantitative score of 43 is higher than 47% of GMAT Exam scores recorded in the past three years. The mean score for this section is 39.93.
- Your performance on Problem Solving questions was equivalent to a score of 47. Your score is better than 60% of all sub-section scores recorded in the past three years. The mean for all test takers is 39.91.
- Your performance on Data Sufficiency questions was equivalent to a score of 36. Your score is better than 28% of all sub-section scores recorded in the past three years. The mean for all test takers is 39.94.
- Your performance on Arithmetic questions was equivalent to a score of 42. Your score is better than 42% of all sub-section scores recorded in the past three years. The mean for all test takers is 40.02.
- Your performance on Algebra/Geometry questions was equivalent to a score of 44. Your score is better than 49% of all sub-section scores recorded in the past three years. The mean for all test takers is 39.88.
- Your performance of 25% on Geometry questions is considered Very Weak.
- Your performance of 28% on Rates/Ratio/Percent questions is considered Very Weak.
- Your performance of 70% on Value/Order/Factors questions is considered Above Average.
- Your performance of 40% on Equal./Inequal./Alg. questions is considered Weak.
- Your performance of 100% on Counting/Sets/Series questions is considered Very Strong.
- You completed 31 questions in the Quantitative section.
- You responded correctly to 86% of the first set of questions, 43% of the second set of questions, 43% of the third set of questions and 29% of the final set of questions..
- The average difficulty of questions presented to you in the first set of questions was Medium High, the average for the second set of questions was Medium High, the average for the third set of questions was Medium High and was Medium High for the final set of questions.
- The average time it took you to respond to the first set of questions presented was 1:43, the average time for the second set of questions was 2:06, the average time for the third set of questions was 2:06 and 1:57 for the final set of questions.
- Please Note: If you sat for the GMAT exam prior to April 16, 2018 this section contained 37 questions, on or after April 16, 2018 the section consists of 31 questions.

MEAN SCORE**MEAN SCORE****39.93****(35th percentile)****Definition**

The three year mean GMAT Quantitative score is 39.9. This score is better than 35% of GMAT Exam scores recorded in the past three years.

Note: GMAT scores are valid for five years. Even though your score won't change, your percentile ranking may change when compared with a newer pool of applicants. Shifts tend to be gradual over long periods of time.

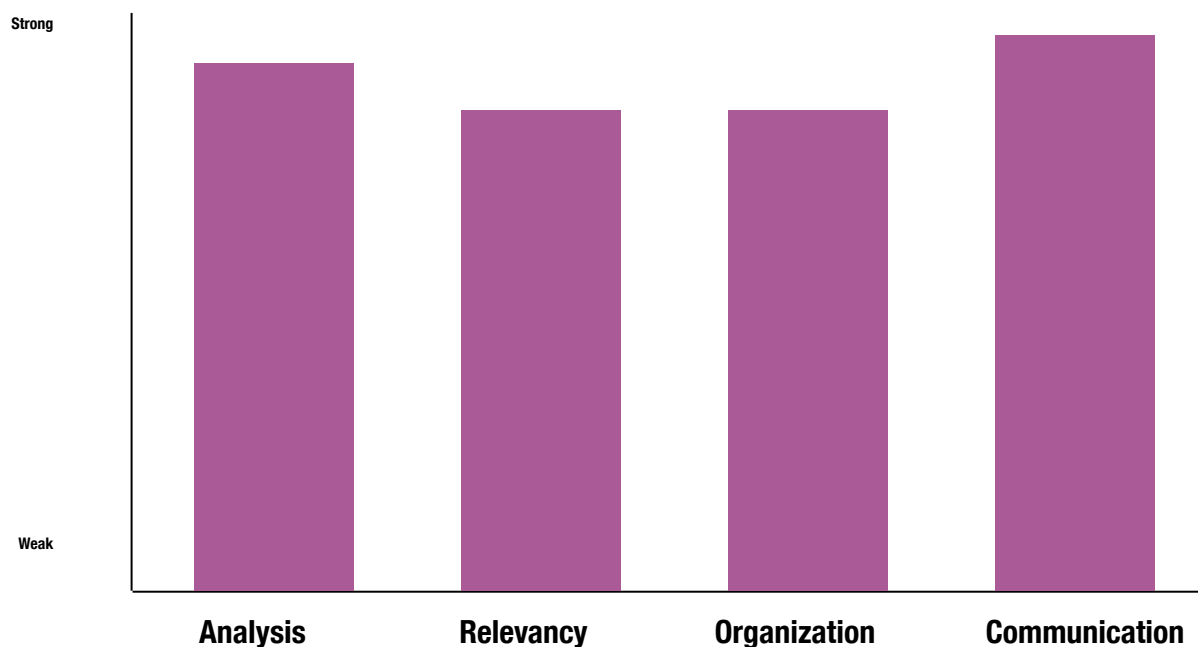
MEAN TIME**MEAN TIME FOR ALL TEST TAKERS:****1:55** minutes**Definition**

For all GMAT Exam scores recorded in the past three years the mean time to complete a question in the Quantitative section is 1:55 minutes.

Analytical Writing Assessment

This report is created before your Analytical Writing Essay is scored and will appear within 24 hours of the exam scores being made official. If the score has been cancelled for any reason, the information will not appear in the Enhanced Score Report.

AWA SUB-SECTION RATINGS



SUMMARY

- Analysis
 - You identified and analyzed important features of the argument with clarity and insight.
- Relevancy
 - You effectively supported the main points of your critique.
- Organization
 - You developed, organized and effectively transitioned between ideas.
- Communication
 - Your essay demonstrated superior control of language and the conventions of standard written English.

MEAN SCORE

MEAN SCORE:

4.48

(17th percentile)

Definition

The three year mean GMAT AWA score is 4.5. This score is better than 17% of GMAT Exam scores recorded in the past three years.

Note: GMAT scores are valid for five years. Even though your score won't change, your percentile ranking may change when compared with a newer pool of applicants. Shifts tend to be gradual over long periods of time.

Learning Center

The ESR Guide shows you how to best use the information provided.

- ▼ Navigating the ESR
- ▼ Reading the GMAT Exam Tab
- ▼ Reading the Integrated Reasoning Tab
- ▼ Navigating the Verbal Tab
- ▼ Reading the Verbal Performance by Sub-Section Tables
- ▼ Reading the Verbal Performance By Fundamental Skills
- ▼ Reading the Verbal Performance Progression Tables
- ▼ Navigating the Quantitative Tab
- ▼ Reading the Quantitative by Sub-Section Tables
- ▼ Reading the Quantitative Performance By Fundamental Skills
- ▼ Reading the Quantitative Performance Progression Tables
- ▼ Reading the AWA Tab

FAQ's

The Frequently Asked Questions section (FAQs) provides answers to questions commonly asked by users.

▼ Q: Where is the link to the printable PDF?

▼ Q: How can I see my GMAT ESR after the URL has expired?

▼ Q: What is the best way to print the ESR?

▼ Q: Does it matter on which page I click the PDF button?

▼ Q: Does it matter on which page I click the Print Text button?

▼ Q: Can I use a "Text to Speech" tool to read the ESR?

▼ Q: Is the ESR available in other languages?

▼ Q: Why isn't information about IR given by Sub-section (Question Type)?

▼ Q: What does "Performance by Progression" mean?

▼ Q: What is the difference between a "Section" and a "Sub-section"?

▼ Q: What types of questions are in the quantitative skill group Geometry?

▼ Q: What types of questions are in the quantitative skill group Rates/Ratio/Percent?

▼ Q: What types of questions are in the quantitative skill group Value/Order/Factors?

▼ Q: What types of questions are in the quantitative skill group Equalities/Inequalities/Algebra?

▼ Q: What types of questions are in the quantitative skill group Counting/Sets/Series?

▼ Q: Why doesn't my Section score reflect the Mean of the Sub-section scores?

▼ Q: What does it mean when the graph and summary statement says that my Sub-section score is equivalent to a score of XX?

▼ Q: Why does the Quantitative Section have two Sub-sections?

▼ Q: Why are Algebra and Geometry shown together when they are completely different disciplines?

▼ Q: Why is my AWA Score not included in the ESR?

▼ Q: Why can't I see detailed information about each of the questions I answered wrong?

▼ Q: Are there any articles about how to read the ESR?

▼ Q: What does the Percentile Ranking represent?

