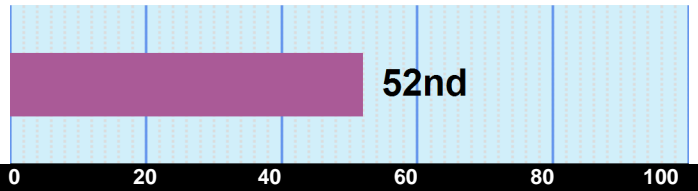


This is NOT an official score report

## Overall GMAT Exam Performance

YOUR GMAT TOTAL SCORE:

**590**

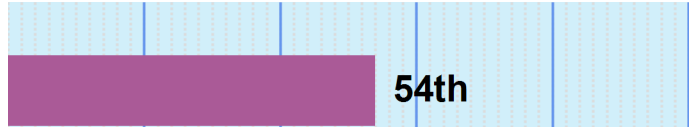


PERCENTILE RANKING

0 20 40 60 80 100


YOUR IR SCORE:

**5**




YOUR VERBAL SCORE:

**32**



YOUR QUANTITATIVE SCORE:

**39**



YOUR AWA SCORE:

-

PERCENTILE RANKING

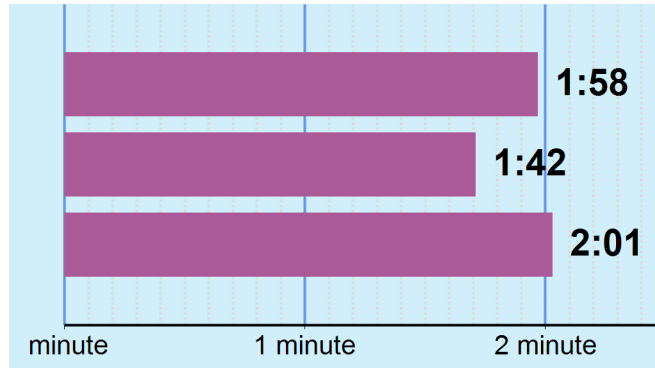
0 20 40 60 80 100

PERCENTILE RANKINGS COMPARE YOUR PERFORMANCE TO 3 YEARS OF GMAT EXAMS SAMPLE SIZE: 761738

## TIME MANAGEMENT BY SECTION

YOUR MEAN RESPONSE TIME PER QUESTION

INTEGRATED REASONING



VERBAL

QUANTITATIVE

minute 1 minute 2 minute

## MEAN SCORE

MEAN SCORE:

**561.3**

(42nd percentile)

Definition

The three year mean GMAT Total score is 561.3. This score is better than 42% of GMAT Exam scores recorded in the past three years.

Note: GMAT scores are valid for five years. Even though your score won't change, your percentile ranking may change when compared with a newer pool of applicants. Shifts tend to be gradual over long periods of time.

## MEAN TIME

MEAN TIME FOR ALL TEST TAKERS:

**1:54** minutes

Definition

For all GMAT Exam scores recorded in the past three years the mean time to complete a question in the Integrated Reasoning, Verbal, and Quantitative sections is 1:54 minutes.

## SUMMARY

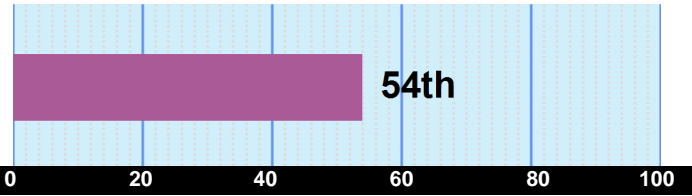
- Your GMAT Total score of 590 is higher than 52% of GMAT Exam scores recorded in the past three years.
  - Your Integrated Reasoning score of 5 is higher than 54% of GMAT Exam scores recorded in the past three years.
  - Your Verbal score of 32 is higher than 66% of GMAT Exam scores recorded in the past three years.
  - Your Quantitative score of 39 is higher than 35% of GMAT Exam scores recorded in the past three years.
- Your Quantitative score of 39 and your Verbal score of 32 were used to calculate your GMAT Total score. Especially strong or weak scores on either section significantly impacts the GMAT Total score.

This is NOT an official score report

## Integrated Reasoning Performance

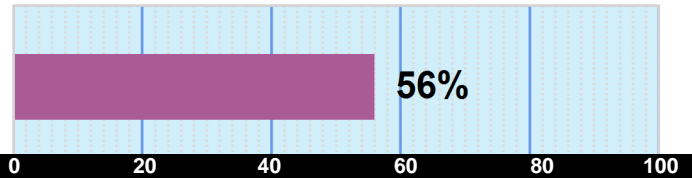
YOUR OVERALL IR SCORE:

**5**



PERCENT OF QUESTIONS YOU ANSWERED CORRECTLY

**56%**



PERCENTILE RANKINGS COMPARE YOUR PERFORMANCE TO 3 YEARS OF GMAT EXAMS

## TIME MANAGEMENT - INTEGRATED REASONING

YOUR MEAN RESPONSE TIME PER QUESTION

OVERALL SECTION

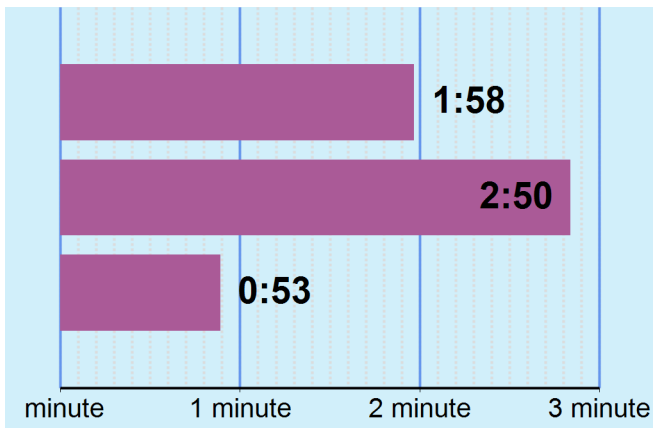
**1:58**

CORRECT

**2:50**

INCORRECT

**0:53**



### MEAN SCORE

MEAN SCORE:

**4.29**

**(38th percentile)**

Definition

The three year mean GMAT Integrated Reasoning score is 4.3. This score is better than 38% of GMAT Exam scores recorded in the past three years.

Note: GMAT scores are valid for five years. Even though your score won't change, your percentile ranking may change when compared with a newer pool of applicants. Shifts tend to be gradual over long periods of time.

### MEAN TIME

MEAN TIME FOR ALL TEST TAKERS:

**2:25** minutes

Definition

For all GMAT Exam scores recorded in the past three years the mean time to complete a question in the Integrated Reasoning section is 2:25 minutes.

### SUMMARY

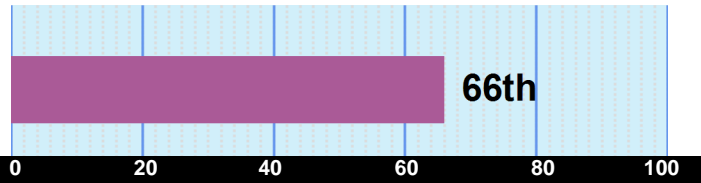
- Your Integrated Reasoning score of 5 is higher than 54% of GMAT Exam scores recorded in the past three years. The mean score for this section is 4.29.
- Lack of familiarity with the format of the four item types may negatively impact performance in this section.
- You completed 12 of the 12 questions in the Integrated Reasoning section.

This is NOT an official score report

## Verbal Section Performance

YOUR OVERALL VERBAL SCORE:

**32**



## MEAN SCORE

MEAN SCORE:

**27.04**

(46th percentile)

Definition

The three year mean GMAT Verbal score is 27.0. This score is better than 46% of GMAT Exam scores recorded in the past three years.

Note: GMAT scores are valid for five years. Even though your score won't change, your percentile ranking may change when compared with a newer pool of applicants. Shifts tend to be gradual over long periods of time.

## SUB-SECTION RANKINGS

CRITICAL REASONING

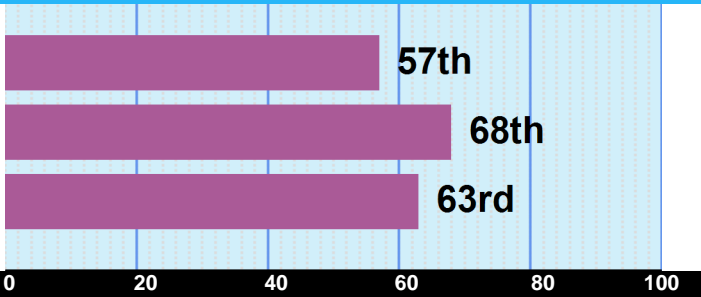
57th

READING COMPREHENSION

68th

SENTENCE CORRECTION

63rd



PERCENTILE RANKING COMPARE YOUR PERFORMANCE TO 3 YEARS OF GMAT EXAMS SAMPLE SIZE: 761738

## SUB-SECTION TIME MANAGEMENT

YOUR MEAN RESPONSE TIME PER QUESTION

OVERALL VERBAL

1:42

CRITICAL REASONING

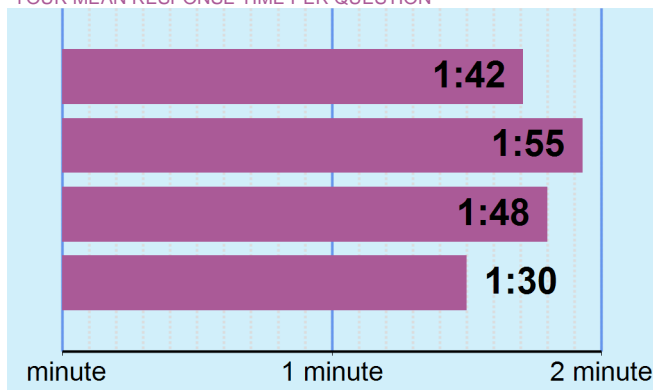
1:55

READING COMPREHENSION

1:48

SENTENCE CORRECTION

1:30



## MEAN TIME

MEAN TIME FOR ALL TEST TAKERS:

**1:43** minutes

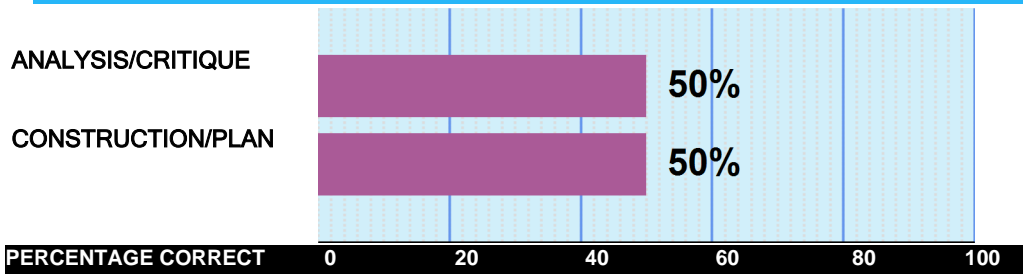
Definition

For all GMAT Exam scores recorded in the past three years the mean time to complete a question in the Verbal section is 1:43 minutes.

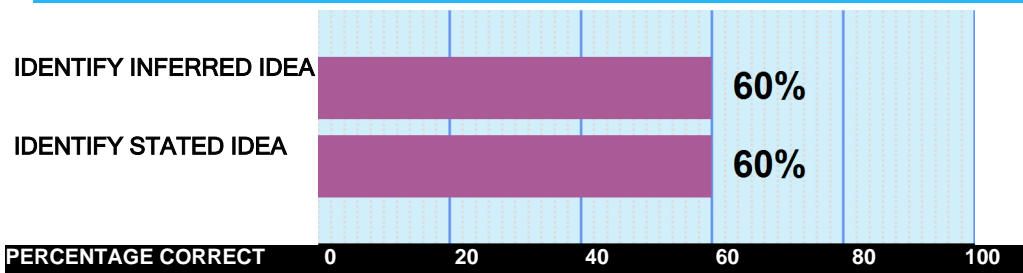
This is NOT an official score report

## PERFORMANCE BY FUNDAMENTAL SKILLS

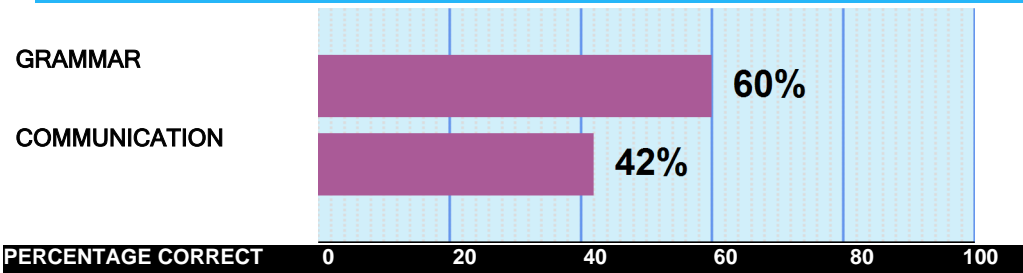
### CRITICAL REASONING



### READING COMPREHENSION



### SENTENCE CORRECTION



This is NOT an official score report

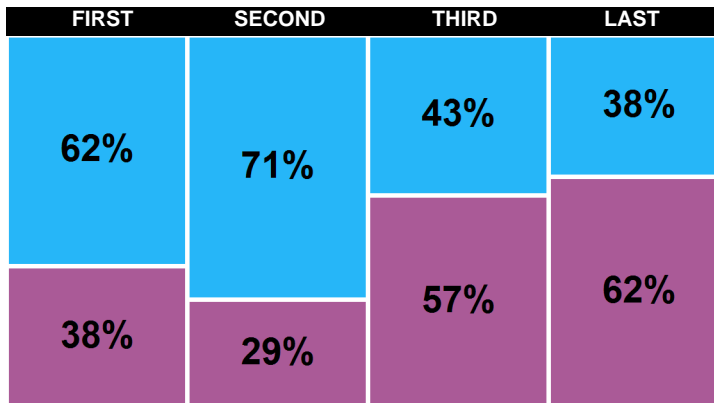
## PERCENT CORRECT

YOUR OVERALL VERBAL SCORE:

**32**

PERCENT OF QUESTIONS ANSWERED CORRECT/INCORRECT

- CORRECT
- INCORRECT

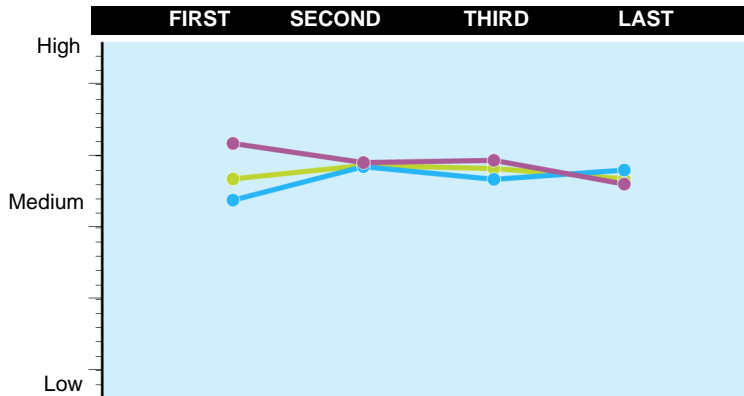


"Each section in this graph represents approximately one quarter of the questions in order of presentation."

## AVERAGE DIFFICULTY

AVERAGE DIFFICULTY PER QUESTION

- ALL
- CORRECT
- INCORRECT

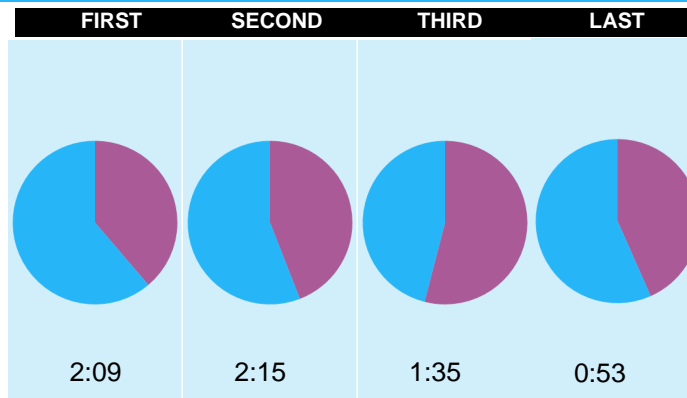


"Each section in this graph represents approximately one quarter of the questions in order of presentation."

## PERFORMANCE OVER TIME

AVERAGE TIME PER RESPONSE

- CORRECT
- INCORRECT



"Each section in this graph represents approximately one quarter of the questions in order of presentation."

## SUMMARY

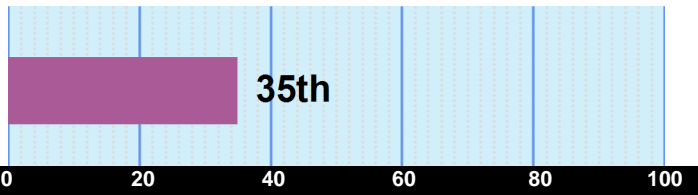
- Your Verbal score of 32 is higher than 66% of GMAT Exam scores recorded in the past three years. The mean score for this section is 27.04.
- Your performance on Critical Reasoning questions was equivalent to a score of 31, which is better than 57% of GMAT Exam scores recorded in the past three years. The mean score for this sub-section is 27.59.
  - Your performance of 50% on Analysis/Critique questions is considered Weak.
  - Your performance of 50% on Construction/Plan questions is considered Weak.
- Your performance on Reading Comprehension questions was equivalent to a score of 34, which is better than 68% of GMAT Exam scores recorded in the past three years. The mean score for this sub-section is 27.29.
  - Your performance of 60% on Identify Inferred Idea questions is considered Average.
  - Your performance of 60% on Identify Stated Idea questions is considered Average.
- Your performance on Sentence Correction questions was equivalent to a score of 32, which is better than 63% of GMAT Exam scores recorded in the past three years. The mean score for this sub-section is 27.19.
  - Your performance of 60% on Grammar questions is considered Average.
  - Your performance of 42% on Communication questions is considered Weak.
- You completed 36 questions in the Verbal section.
- You responded correctly to 63% of the first set of questions, 71% of the second set of questions, 43% of the third set of questions and 38% of the final set of questions.
- The average difficulty of questions presented to you in the first set of questions was Medium, the average for the second set of questions was Medium, the average for the third set of questions was Medium and was Medium for the final set of questions.
- The average time it took you to respond to the first set of questions presented was 2:09, the average time for the second set of questions was 2:15, the average time for the third set of questions was 1:35 and 0:53 for the final set of questions.
- Please Note: If you sat for the GMAT exam prior to April 16, 2018 this section contained 41 questions, on or after April 16, 2018 the section consists of 36 questions.

This is NOT an official score report

## Quantitative Section Performance

YOUR OVERALL  
QUANTITATIVE SCORE:

**39**



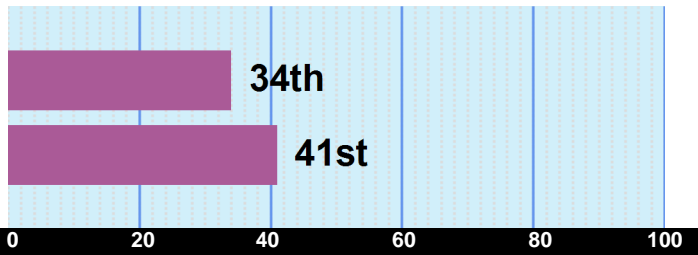
## SUB-SECTION RANKINGS

PROBLEM SOLVING

**34th**

DATA SUFFICIENCY

**41st**

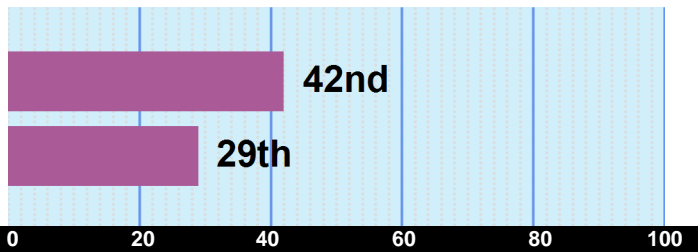


ARITHMETIC

**42nd**

ALGEBRA/GEOMETRY

**29th**



PERCENTILE RANKINGS COMPARE YOUR PERFORMANCE TO 3 YEARS OF GMAT EXAMS SAMPLE SIZE: 761738

## SUB-SECTION TIME MANAGEMENT

YOUR MEAN RESPONSE TIME PER QUESTION

OVERALL QUANTITATIVE

**2:01**

PROBLEM SOLVING

**2:24**

DATA SUFFICIENCY

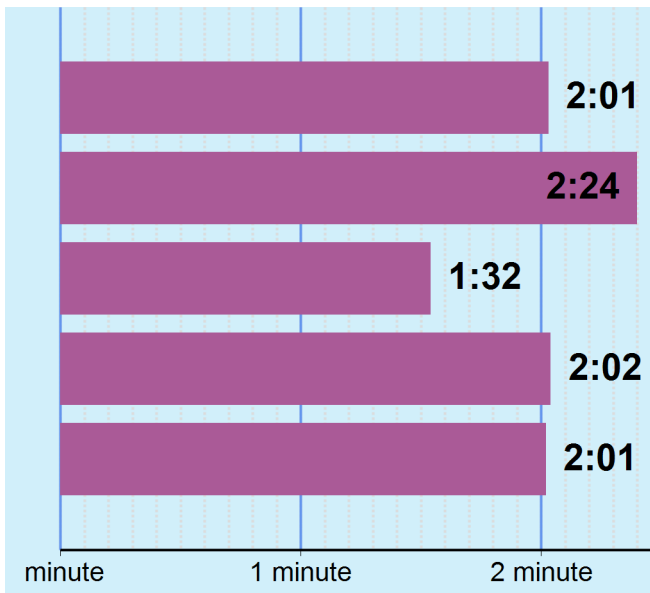
**1:32**

ARITHMETIC

**2:02**

ALGEBRA/GEOMETRY

**2:01**



## MEAN SCORE

MEAN SCORE:

**39.93**

(35th percentile)

Definition

The three year mean GMAT Quantitative score is 39.9. This score is better than 35% of GMAT Exam scores recorded in the past three years.

Note: GMAT scores are valid for five years. Even though your score won't change, your percentile ranking may change when compared with a newer pool of applicants. Shifts tend to be gradual over long periods of time.

## MEAN TIME

MEAN TIME FOR ALL  
TEST TAKERS:

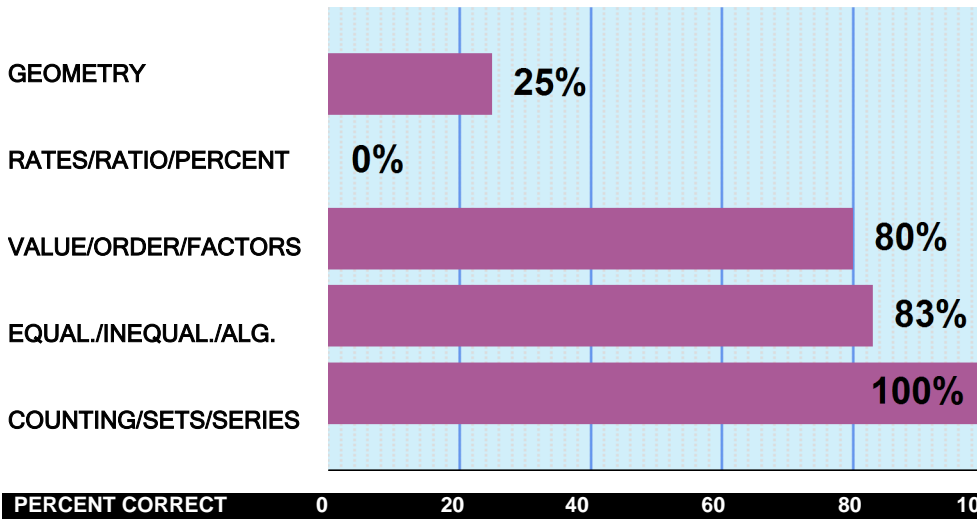
**1:55** minutes

Definition

For all GMAT Exam scores recorded in the past three years the mean time to complete a question in the Quantitative sections is 1:55 minutes.

This is NOT an official score report

## PERFORMANCE BY FUNDAMENTAL SKILLS



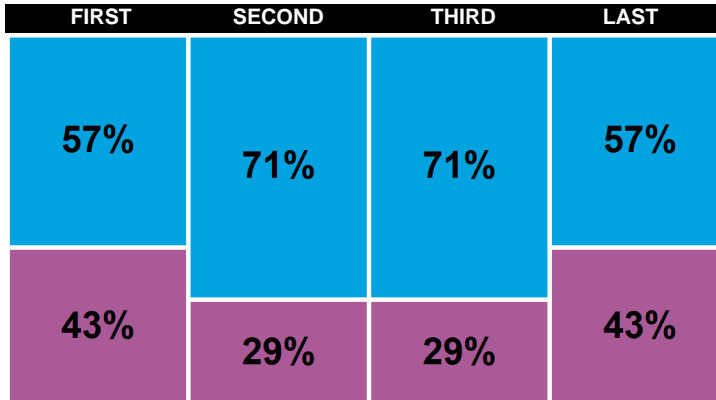
## PERCENT CORRECT

YOUR OVERALL QUANTITATIVE SCORE:

**39**

PERCENT OF QUESTIONS ANSWERED CORRECT/INCORRECT

- CORRECT
- INCORRECT

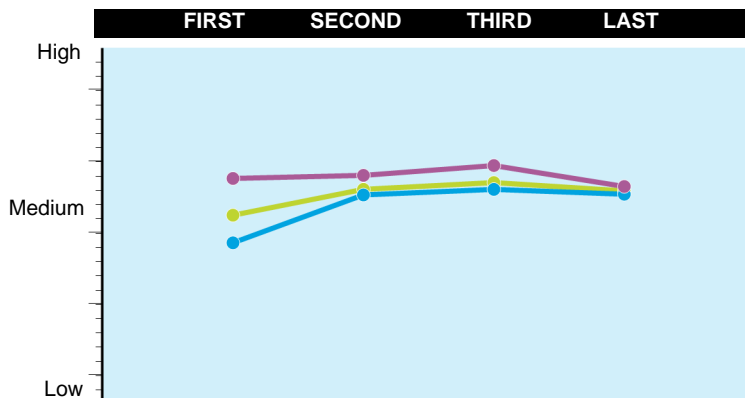


Each section in this graph represents approximately one quarter of the questions in order of presentation.

## AVERAGE DIFFICULTY

AVERAGE DIFFICULTY PER QUESTION

- ALL
- CORRECT
- INCORRECT



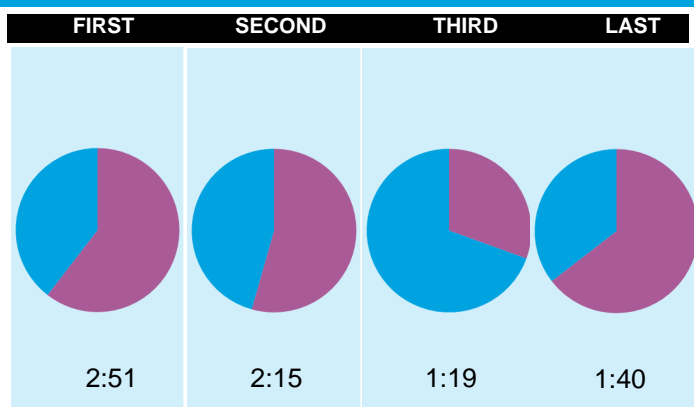
Each section in this graph represents approximately one quarter of the questions in order of presentation.

This is NOT an official score report

## TIME MANAGEMENT

AVERAGE TIME PER RESPONSE

- CORRECT
- INCORRECT



Each section in this graph represents approximately one quarter of the questions in order of presentation.

## SUMMARY

- Your Quantitative score of 39 is higher than 35% of GMAT Exam scores recorded in the past three years. The mean score for this section is 39.93.
- Your performance on Problem Solving questions was equivalent to a score of 38. Your score is better than 34% of all sub-section scores recorded in the past three years. The mean for all test takers is 39.91.
- Your performance on Data Sufficiency questions was equivalent to a score of 42. Your score is better than 41% of all sub-section scores recorded in the past three years. The mean for all test takers is 39.94.
- Your performance on Arithmetic questions was equivalent to a score of 42. Your score is better than 42% of all sub-section scores recorded in the past three years. The mean for all test takers is 40.02.
- Your performance on Algebra/Geometry questions was equivalent to a score of 36. Your score is better than 29% of all sub-section scores recorded in the past three years. The mean for all test takers is 39.88.
- Your performance of 25% on Geometry questions is considered Very Weak.
- Your performance of 0% on Rates/Ratio/Percent questions is considered Very Weak.
- Your performance of 80% on Value/Order/Factors questions is considered Above Average.
- Your performance of 83% on Equal./Inequal./Alg. questions is considered Strong.
- Your performance of 100% on Counting/Sets/Series questions is considered Very Strong.
- You completed 31 questions in the Quantitative section.
- You responded correctly to 57% of the first set of questions, 71% of the second set of questions, 71% of the third set of questions and 57% of the final set of questions..
- The average difficulty of questions presented to you in the first set of questions was Medium, the average for the second set of questions was Medium, the average for the third set of questions was Medium and was Medium for the final set of questions.
- The average time it took you to respond to the first set of questions presented was 2:51, the average time for the second set of questions was 2:15, the average time for the third set of questions was 1:19 and 1:40 for the final set of questions.
- Please Note: If you sat for the GMAT exam prior to April 16, 2018 this section contained 37 questions, on or after April 16, 2018 the section consists of 31 questions.

This is NOT an official score report

## AWA Section Performance

YOUR OVERALL AWA  
SCORE:

0



PERCENTILE RANKING 0 20 40 60 80 100

### MEAN SCORE

MEAN SCORE:

**4.48**

(17th percentile)

Definition

The three year mean GMAT Verbal score is 4.5. This score is better than 17% of GMAT Exam scores recorded in the past three years.

Note: GMAT scores are valid for five years. Even though your score won't change, your percentile ranking may change when compared with a newer pool of applicants. Shifts tend to be gradual over long periods of time.

Due to the insufficient length of this essay, it is not machine scorable and no sub-score data is available. Essays must contain a reasonable amount of content in order to calculate sub-scores.