

## Overall GMAT Exam Performance

YOUR GMAT TOTAL  
SCORE:

**650**

PERCENTILE RANKING

0 20 40 60 80 100

73rd

YOUR IR SCORE:

**8**

YOUR VERBAL SCORE:

**31**

YOUR QUANTITATIVE  
SCORE:

**48**

YOUR AWA SCORE:

**-**

PERCENTILE RANKING

0 20 40 60 80 100

92nd

61st

67th

PERCENTILE RANKINGS COMPARE YOUR PERFORMANCE TO 3 YEARS OF GMAT EXAMS SAMPLE SIZE: 761738

## TIME MANAGEMENT BY SECTION

YOUR MEAN RESPONSE TIME PER QUESTION

INTEGRATED  
REASONING

2:10

VERBAL

1:46

QUANTITATIVE

1:51

minute

1 minute

2 minute

## MEAN SCORE

MEAN SCORE:

**561.3**  
(42nd percentile)

Definition

The three year mean GMAT Total score is 561.3. This score is better than 42% of GMAT Exam scores recorded in the past three years.

Note: GMAT scores are valid for five years. Even though your score won't change, your percentile ranking may change when compared with a newer pool of applicants. Shifts tend to be gradual over long periods of time.

## MEAN TIME

MEAN TIME FOR ALL  
TEST TAKERS:

**1:54** minutes

Definition

For all GMAT Exam scores recorded in the past three years the mean time to complete a question in the Integrated Reasoning, Verbal, and Quantitative sections is 1:54 minutes.

## SUMMARY

- Your GMAT Total score of 650 is higher than 73% of GMAT Exam scores recorded in the past three years.
  - Your Integrated Reasoning score of 8 is higher than 92% of GMAT Exam scores recorded in the past three years.
  - Your Verbal score of 31 is higher than 61% of GMAT Exam scores recorded in the past three years.
  - Your Quantitative score of 48 is higher than 67% of GMAT Exam scores recorded in the past three years.
- Your Quantitative score of 48 and your Verbal score of 31 were used to calculate your GMAT Total score. Especially strong or weak scores on either section significantly impacts the GMAT Total score.

## Verbal Section Performance

YOUR OVERALL VERBAL SCORE:

**31**

**61st**

PERCENTILE RANKING

0 20 40 60 80 100

## SUB-SECTION RANKINGS

CRITICAL REASONING

**70th**

READING COMPREHENSION

**68th**

SENTENCE CORRECTION

**50th**

PERCENTILE RANKING

0 20 40 60 80 100

PERCENTILE RANKINGS COMPARE YOUR PERFORMANCE TO 3 YEARS OF GMAT EXAMS SAMPLE SIZE: 761738

## SUB-SECTION TIME MANAGEMENT

YOUR MEAN RESPONSE TIME PER QUESTION

OVERALL VERBAL

**1:46**

CRITICAL REASONING

**1:46**

READING COMPREHENSION

**1:41**

SENTENCE CORRECTION

**1:51**

minute

1 minute

2 minute

## MEAN SCORE

MEAN SCORE:

**27.04**

(46th percentile)

Definition

The three year mean GMAT Verbal score is 27.0. This score is better than 46% of GMAT Exam scores recorded in the past three years.

Note: GMAT scores are valid for five years. Even though your score won't change, your percentile ranking may change when compared with a newer pool of applicants. Shifts tend to be gradual over long periods of time.

## MEAN TIME

MEAN TIME FOR ALL TEST TAKERS:

**1:43** minutes

Definition

For all GMAT Exam scores recorded in the past three years the mean time to complete a question in the Verbal section is 1:43 minutes.

This is NOT an official score report

## PERFORMANCE BY FUNDAMENTAL SKILLS

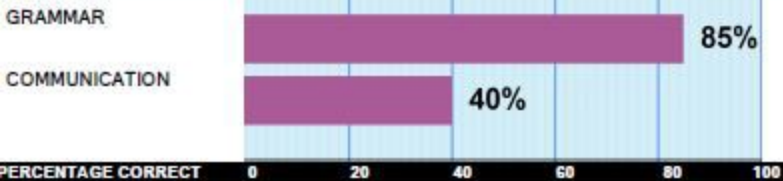
### CRITICAL REASONING



### READING COMPREHENSION



### SENTENCE CORRECTION



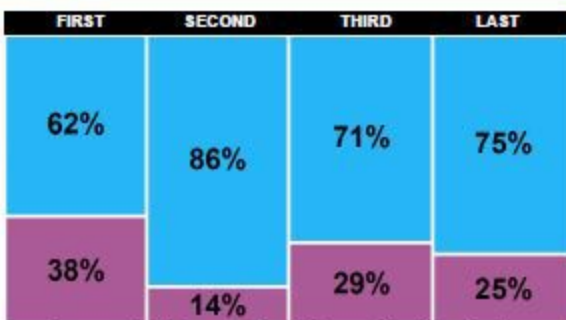
## PERCENT CORRECT

YOUR OVERALL VERBAL SCORE:

**31**

PERCENT OF QUESTIONS ANSWERED CORRECT/INCORRECT

- CORRECT
- INCORRECT



"Each section in this graph represents approximately one quarter of the questions in order of presentation."

## AVERAGE DIFFICULTY

AVERAGE DIFFICULTY PER QUESTION

- ALL
- CORRECT
- INCORRECT

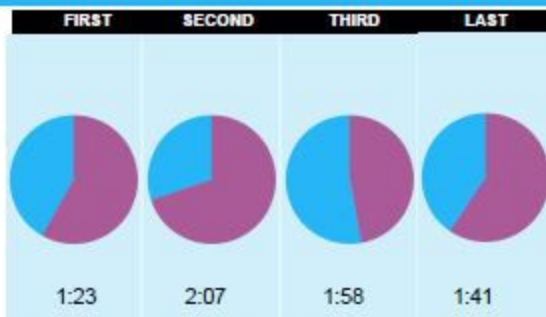


"Each section in this graph represents approximately one quarter of the questions in order of presentation."

## PERFORMANCE OVER TIME

AVERAGE TIME PER RESPONSE

- CORRECT
- INCORRECT



"Each section in this graph represents approximately one quarter of the questions in order of presentation."

## SUMMARY

- Your Verbal score of 31 is higher than 61% of GMAT Exam scores recorded in the past three years. The mean score for this section is 27.04.
- Your performance on Critical Reasoning questions was equivalent to a score of 35, which is better than 70% of GMAT Exam scores recorded in the past three years. The mean score for this sub-section is 27.59.
  - Your performance of 100% on Analysis/Critique questions is considered Very Strong.
  - Your performance of 60% on Construction/Plan questions is considered Average.
- Your performance on Reading Comprehension questions was equivalent to a score of 34, which is better than 68% of GMAT Exam scores recorded in the past three years. The mean score for this sub-section is 27.29.
  - Your performance of 80% on Identify Inferred Idea questions is considered Above Average.
  - Your performance of 80% on Identify Stated Idea questions is considered Above Average.
- Your performance on Sentence Correction questions was equivalent to a score of 28, which is better than 50% of GMAT Exam scores recorded in the past three years. The mean score for this sub-section is 27.19.
  - Your performance of 85% on Grammar questions is considered Strong.
  - Your performance of 40% on Communication questions is considered Weak.
- You completed 36 questions in the Verbal section.
- You responded correctly to 63% of the first set of questions, 86% of the second set of questions, 71% of the third set of questions and 75% of the final set of questions.
- The average difficulty of questions presented to you in the first set of questions was Medium, the average for the second set of questions was Medium, the average for the third set of questions was Medium and was Medium for the final set of questions.
- The average time it took you to respond to the first set of questions presented was 1:23, the average time for the second set of questions was 2:07, the average time for the third set of questions was 1:58 and 1:41 for the final set of questions.
- Please Note: If you sat for the GMAT exam prior to April 16, 2018 this section contained 41 questions, on or after April 16, 2018 the section consists of 36 questions.

## Quantitative Section Performance

YOUR OVERALL  
QUANTITATIVE SCORE:

**48** 67th

PERCENTILE RANKING 0 20 40 60 80 100

## SUB-SECTION RANKINGS

PROBLEM SOLVING 66th

DATA SUFFICIENCY 63rd

PERCENTILE RANKING 0 20 40 60 80 100

ARITHMETIC 59th

ALGEBRA/GEOMETRY 72nd

PERCENTILE RANKING 0 20 40 60 80 100

PERCENTILE RANKINGS COMPARE YOUR PERFORMANCE TO 3 YEARS OF GMAT EXAMS SAMPLE SIZE: 761738

## SUB-SECTION TIME MANAGEMENT

YOUR MEAN RESPONSE TIME PER QUESTION

OVERALL QUANTITATIVE 1:51

PROBLEM SOLVING 1:59

DATA SUFFICIENCY 1:40

ARITHMETIC 1:50

ALGEBRA/GEOMETRY 1:52

minute 1 minute 2 minute

## MEAN SCORE

MEAN SCORE:

**39.93**  
(35th percentile)

Definition

The three year mean GMAT Quantitative score is 39.9. This score is better than 35% of GMAT Exam scores recorded in the past three years.

Note: GMAT scores are valid for five years. Even though your score won't change, your percentile ranking may change when compared with a newer pool of applicants. Shifts tend to be gradual over long periods of time.

## MEAN TIME

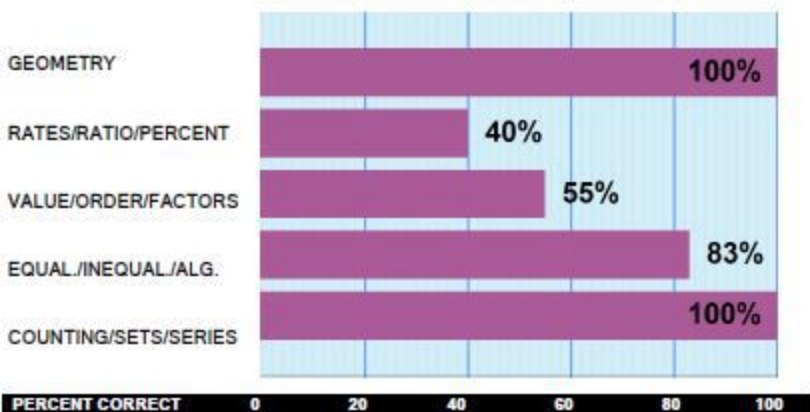
MEAN TIME FOR ALL  
TEST TAKERS:

**1:55** minutes

Definition

For all GMAT Exam scores recorded in the past three years the mean time to complete a question in the Quantitative sections is 1:55 minutes.

## PERFORMANCE BY FUNDAMENTAL SKILLS



## PERCENT CORRECT

YOUR OVERALL QUANTITATIVE SCORE:

**48**

PERCENT OF QUESTIONS ANSWERED CORRECT/INCORRECT

- CORRECT
- INCORRECT



Each section in this graph represents approximately one quarter of the questions in order of presentation.

## AVERAGE DIFFICULTY

AVERAGE DIFFICULTY PER QUESTION

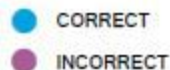
- ALL
- CORRECT
- INCORRECT



Each section in this graph represents approximately one quarter of the questions in order of presentation.

## TIME MANAGEMENT

AVERAGE TIME PER RESPONSE



Each section in this graph represents approximately one quarter of the questions in order of presentation.

## SUMMARY

- Your Quantitative score of 48 is higher than 67% of GMAT Exam scores recorded in the past three years. The mean score for this section is 39.93.
- Your performance on Problem Solving questions was equivalent to a score of 48. Your score is better than 66% of all sub-section scores recorded in the past three years. The mean for all test takers is 39.91.
- Your performance on Data Sufficiency questions was equivalent to a score of 48. Your score is better than 63% of all sub-section scores recorded in the past three years. The mean for all test takers is 39.94.
- Your performance on Arithmetic questions was equivalent to a score of 47. Your score is better than 59% of all sub-section scores recorded in the past three years. The mean for all test takers is 40.02.
- Your performance on Algebra/Geometry questions was equivalent to a score of 49. Your score is better than 72% of all sub-section scores recorded in the past three years. The mean for all test takers is 39.88.
- Your performance of 100% on Geometry questions is considered Very Strong.
- Your performance of 40% on Rates/Ratio/Percent questions is considered Weak.
- Your performance of 55% on Value/Order/Factors questions is considered Average.
- Your performance of 83% on Equal/Inequal./Alg. questions is considered Strong.
- Your performance of 100% on Counting/Sets/Series questions is considered Very Strong.
- You completed 31 questions in the Quantitative section.
- You responded correctly to 57% of the first set of questions, 100% of the second set of questions, 71% of the third set of questions and 57% of the final set of questions.
- The average difficulty of questions presented to you in the first set of questions was Medium High, the average for the second set of questions was Medium High, the average for the third set of questions was Medium High and was High for the final set of questions.
- The average time it took you to respond to the first set of questions presented was 1:22, the average time for the second set of questions was 2:13, the average time for the third set of questions was 1:52 and 1:56 for the final set of questions.
- Please Note: If you sat for the GMAT exam prior to April 16, 2018 this section contained 37 questions, on or after April 16, 2018 the section consists of 31 questions.