

# Your GMAT® Enhanced Score Report

FOR: Devansh Sharma | GMAT ID: 100002139936 | New Delhi, India | Jun 29, 2019 | Appt ID: 354261822

This is NOT an official score report

## Overall GMAT Exam Performance

YOUR GMAT TOTAL SCORE:

**610**

59th

PERCENTILE RANKING

0 20 40 60 80 100

YOUR IR SCORE:

**1**

0

YOUR VERBAL SCORE:

**29**

56th

YOUR QUANTITATIVE SCORE:

**44**

50th

YOUR AWA SCORE:

-

PERCENTILE RANKING

0 20 40 60 80 100

PERCENTILE RANKINGS COMPARE YOUR PERFORMANCE TO 3 YEARS OF GMAT EXAMS SAMPLE SIZE: 761738

## TIME MANAGEMENT BY SECTION

YOUR MEAN RESPONSE TIME PER QUESTION

INTEGRATED REASONING

0:08

VERBAL

1:43

QUANTITATIVE

2:01

minute 1 minute 2 minute

## MEAN SCORE

MEAN SCORE:

**561.3**

(42nd percentile)

Definition

The three year mean GMAT Total score is 561.3. This score is better than 42% of GMAT Exam scores recorded in the past three years.

Note: GMAT scores are valid for five years. Even though your score won't change, your percentile ranking may change when compared with a newer pool of applicants. Shifts tend to be gradual over long periods of time.

## MEAN TIME

MEAN TIME FOR ALL TEST TAKERS:

**1:54** minutes

Definition

For all GMAT Exam scores recorded in the past three years the mean time to complete a question in the Integrated Reasoning, Verbal, and Quantitative sections is 1:54 minutes.

## SUMMARY

- Your GMAT Total score of 610 is higher than 59% of GMAT Exam scores recorded in the past three years.
  - Your Integrated Reasoning score of 1 is higher than 0% of GMAT Exam scores recorded in the past three years.
  - Your Verbal score of 29 is higher than 56% of GMAT Exam scores recorded in the past three years.
  - Your Quantitative score of 44 is higher than 50% of GMAT Exam scores recorded in the past three years.
- Your Quantitative score of 44 and your Verbal score of 29 were used to calculate your GMAT Total score. Especially strong or weak scores on either section significantly impacts the GMAT Total score.

# Your GMAT® Enhanced Score Report

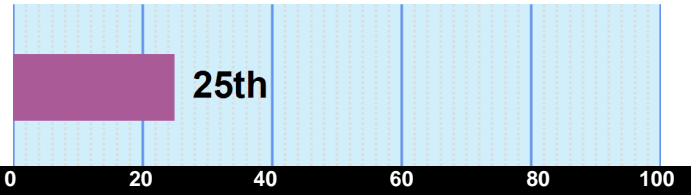
FOR: Devansh Sharma | GMAT ID: 100002139936 | New Delhi, India | Jun 29, 2019 | Appt ID: 354261822

This is NOT an official score report

## Integrated Reasoning Performance

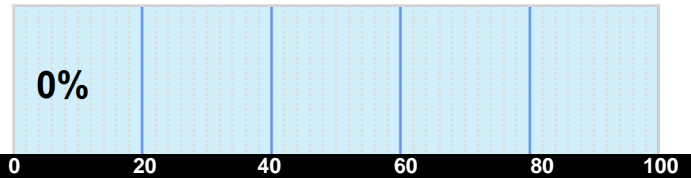
YOUR OVERALL IR SCORE:

1



PERCENT OF QUESTIONS YOU ANSWERED CORRECTLY

0%



PERCENTILE RANKINGS COMPARE YOUR PERFORMANCE TO 3 YEARS OF GMAT EXAMS

## TIME MANAGEMENT - INTEGRATED REASONING

YOUR MEAN RESPONSE TIME PER QUESTION

OVERALL SECTION

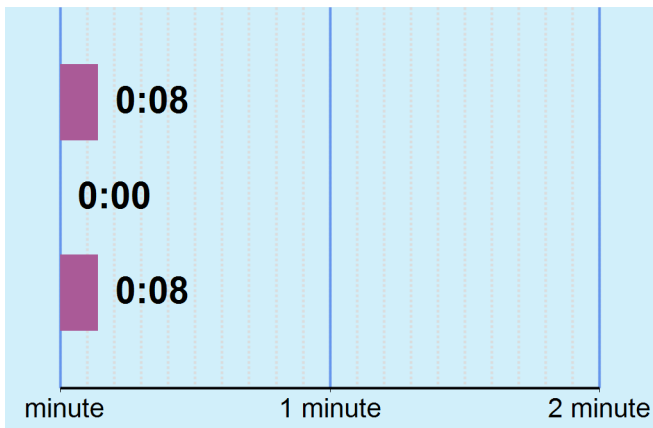
0:08

CORRECT

0:00

INCORRECT

0:08



## MEAN SCORE

MEAN SCORE:

4.29

(38th percentile)

Definition

The three year mean GMAT Integrated Reasoning score is 4.3. This score is better than 38% of GMAT Exam scores recorded in the past three years.

Note: GMAT scores are valid for five years. Even though your score won't change, your percentile ranking may change when compared with a newer pool of applicants. Shifts tend to be gradual over long periods of time.

## MEAN TIME

MEAN TIME FOR ALL TEST TAKERS:

2:25 minutes

Definition

For all GMAT Exam scores recorded in the past three years the mean time to complete a question in the Integrated Reasoning section is 2:25 minutes.

## SUMMARY

- Your Integrated Reasoning score of 1 is higher than 0% of GMAT Exam scores recorded in the past three years. The mean score for this section is 4.29.
- Lack of familiarity with the format of the four item types may negatively impact performance in this section.
- You completed 12 of the 12 questions in the Integrated Reasoning section.

# Your GMAT® Enhanced Score Report

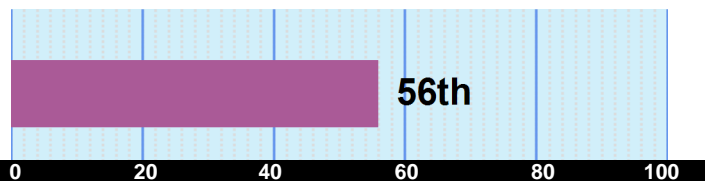
FOR: Devansh Sharma | GMAT ID: 100002139936 | New Delhi, India | Jun 29, 2019 | Appt ID: 354261822

This is NOT an official score report

## Verbal Section Performance

YOUR OVERALL VERBAL SCORE:

**29**



## SUB-SECTION RANKINGS

CRITICAL REASONING

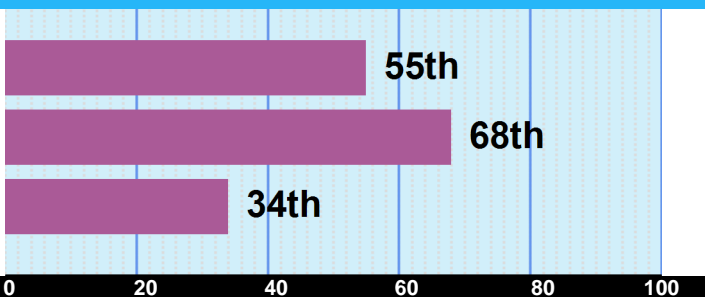
55th

READING COMPREHENSION

68th

SENTENCE CORRECTION

34th



PERCENTILE RANKINGS COMPARE YOUR PERFORMANCE TO 3 YEARS OF GMAT EXAMS SAMPLE SIZE: 761738

## SUB-SECTION TIME MANAGEMENT

YOUR MEAN RESPONSE TIME PER QUESTION

OVERALL VERBAL

1:43

CRITICAL REASONING

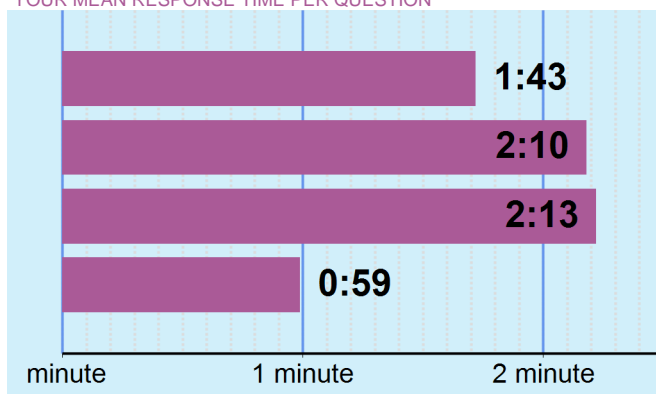
2:10

READING COMPREHENSION

2:13

SENTENCE CORRECTION

0:59



## MEAN SCORE

MEAN SCORE:

**27.04**

(46th percentile)

Definition

The three year mean GMAT Verbal score is 27.0. This score is better than 46% of GMAT Exam scores recorded in the past three years.

Note: GMAT scores are valid for five years. Even though your score won't change, your percentile ranking may change when compared with a newer pool of applicants. Shifts tend to be gradual over long periods of time.

## MEAN TIME

MEAN TIME FOR ALL TEST TAKERS:

**1:43** minutes

Definition

For all GMAT Exam scores recorded in the past three years the mean time to complete a question in the Verbal section is 1:43 minutes.

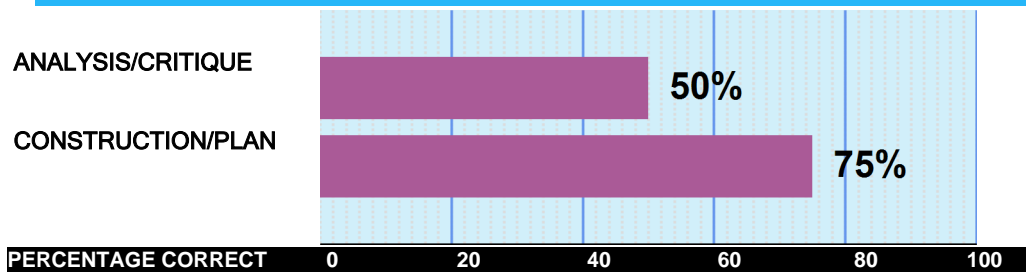
# Your GMAT® Enhanced Score Report

FOR: Devansh Sharma | GMAT ID: 100002139936 | New Delhi, India | Jun 29, 2019 | Appt ID: 354261822

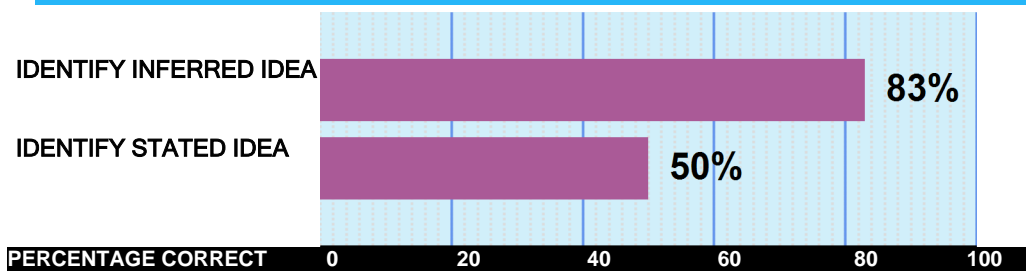
This is NOT an official score report

## PERFORMANCE BY FUNDAMENTAL SKILLS

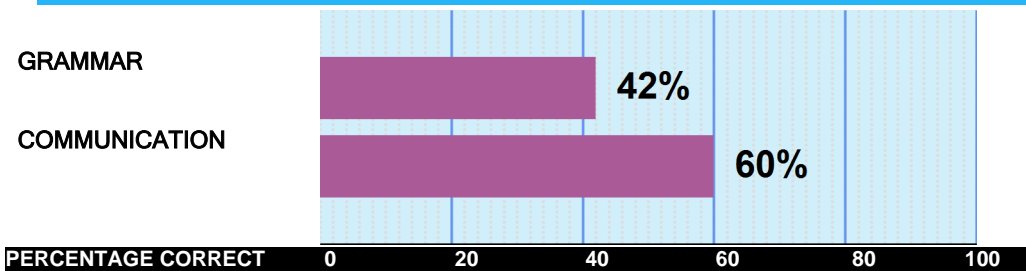
### CRITICAL REASONING



### READING COMPREHENSION



### SENTENCE CORRECTION



# Your GMAT® Enhanced Score Report

FOR: Devansh Sharma | GMAT ID: 100002139936 | New Delhi, India | Jun 29, 2019 | Appt ID: 354261822

This is NOT an official score report

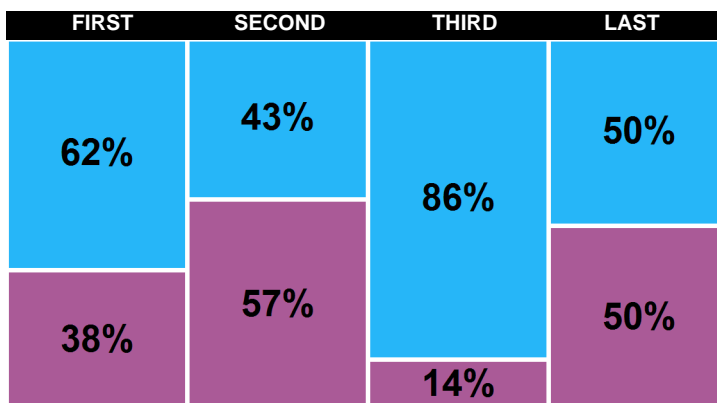
## PERCENT CORRECT

YOUR OVERALL VERBAL SCORE:

**29**

PERCENT OF QUESTIONS ANSWERED CORRECT/INCORRECT

- CORRECT
- INCORRECT

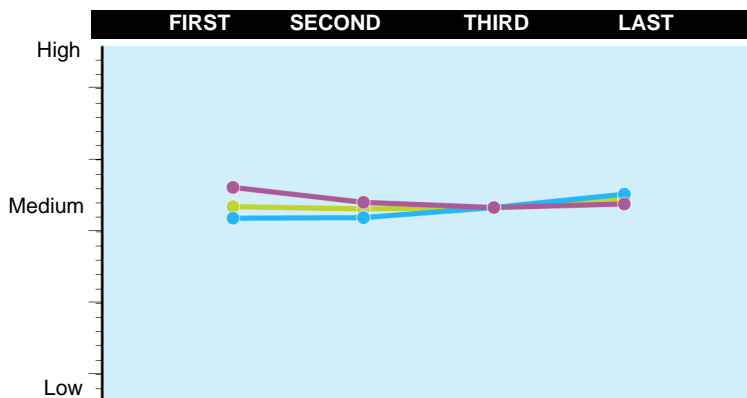


"Each section in this graph represents approximately one quarter of the questions in order of presentation."

## AVERAGE DIFFICULTY

AVERAGE DIFFICULTY PER QUESTION

- ALL
- CORRECT
- INCORRECT

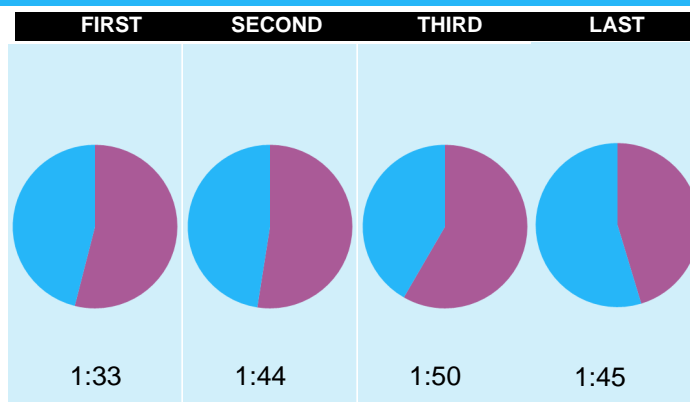


"Each section in this graph represents approximately one quarter of the questions in order of presentation."

## PERFORMANCE OVER TIME

AVERAGE TIME PER RESPONSE

- CORRECT
- INCORRECT



"Each section in this graph represents approximately one quarter of the questions in order of presentation."

# Your GMAT® Enhanced Score Report

FOR: Devansh Sharma | GMAT ID: 100002139936 | New Delhi, India | Jun 29, 2019 | Appt ID: 354261822

This is NOT an official score report

## SUMMARY

- Your Verbal score of 29 is higher than 56% of GMAT Exam scores recorded in the past three years. The mean score for this section is 27.04.
- Your performance on Critical Reasoning questions was equivalent to a score of 30, which is better than 55% of GMAT Exam scores recorded in the past three years. The mean score for this sub-section is 27.59.
  - Your performance of 50% on Analysis/Critique questions is considered Weak.
  - Your performance of 75% on Construction/Plan questions is considered Above Average.
- Your performance on Reading Comprehension questions was equivalent to a score of 34, which is better than 68% of GMAT Exam scores recorded in the past three years. The mean score for this sub-section is 27.29.
  - Your performance of 83% on Identify Inferred Idea questions is considered Strong.
  - Your performance of 50% on Identify Stated Idea questions is considered Weak.
- Your performance on Sentence Correction questions was equivalent to a score of 23, which is better than 34% of GMAT Exam scores recorded in the past three years. The mean score for this sub-section is 27.19.
  - Your performance of 42% on Grammar questions is considered Weak.
  - Your performance of 60% on Communication questions is considered Average.
- You completed 36 questions in the Verbal section.
- You responded correctly to 63% of the first set of questions, 43% of the second set of questions, 86% of the third set of questions and 50% of the final set of questions.
- The average difficulty of questions presented to you in the first set of questions was Medium, the average for the second set of questions was Medium, the average for the third set of questions was Medium and was Medium for the final set of questions.
- The average time it took you to respond to the first set of questions presented was 1:33, the average time for the second set of questions was 1:44, the average time for the third set of questions was 1:50 and 1:45 for the final set of questions.
- Please Note: If you sat for the GMAT exam prior to April 16, 2018 this section contained 41 questions, on or after April 16, 2018 the section consists of 36 questions.

# Your GMAT® Enhanced Score Report

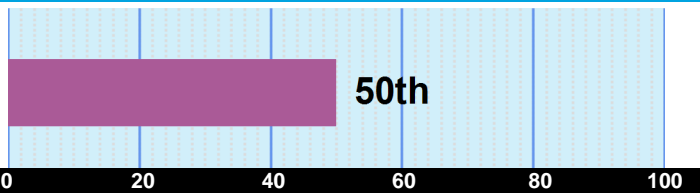
FOR: Devansh Sharma | GMAT ID: 100002139936 | New Delhi, India | Jun 29, 2019 | Appt ID: 354261822

This is NOT an official score report

## Quantitative Section Performance

YOUR OVERALL  
QUANTITATIVE SCORE:

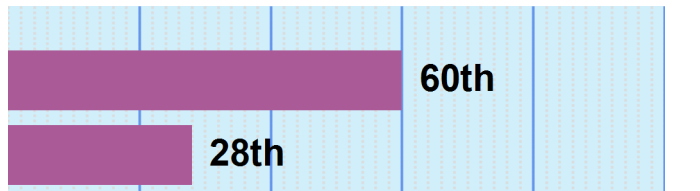
**44**



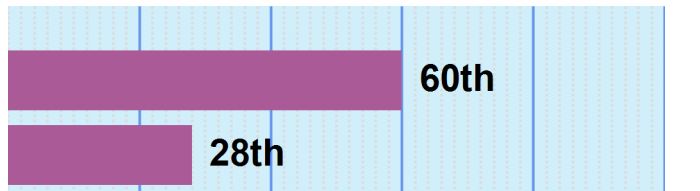
PERCENTILE RANKING 0 20 40 60 80 100

## SUB-SECTION RANKINGS

PROBLEM SOLVING

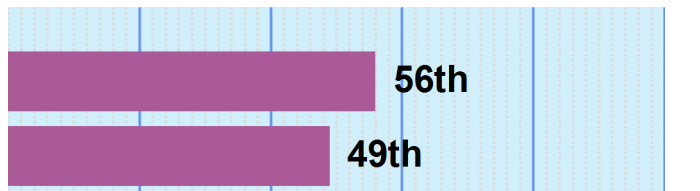


DATA SUFFICIENCY

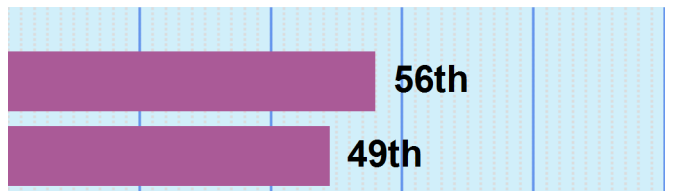


PERCENTILE RANKING 0 20 40 60 80 100

ARITHMETIC



ALGEBRA/GEOMETRY




PERCENTILE RANKING 0 20 40 60 80 100

PERCENTILE RANKINGS COMPARE YOUR PERFORMANCE TO 3 YEARS OF GMAT EXAMS SAMPLE SIZE: 761738


## SUB-SECTION TIME MANAGEMENT

YOUR MEAN RESPONSE TIME PER QUESTION


OVERALL QUANTITATIVE




PROBLEM SOLVING




DATA SUFFICIENCY



ARITHMETIC



ALGEBRA/GEOMETRY



minute 1 minute 2 minute

## MEAN SCORE

MEAN SCORE:

**39.93**

(35th percentile)

Definition

The three year mean GMAT Quantitative score is 39.9. This score is better than 35% of GMAT Exam scores recorded in the past three years.

Note: GMAT scores are valid for five years. Even though your score won't change, your percentile ranking may change when compared with a newer pool of applicants. Shifts tend to be gradual over long periods of time.

## MEAN TIME

MEAN TIME FOR ALL  
TEST TAKERS:

**1:55** minutes

Definition

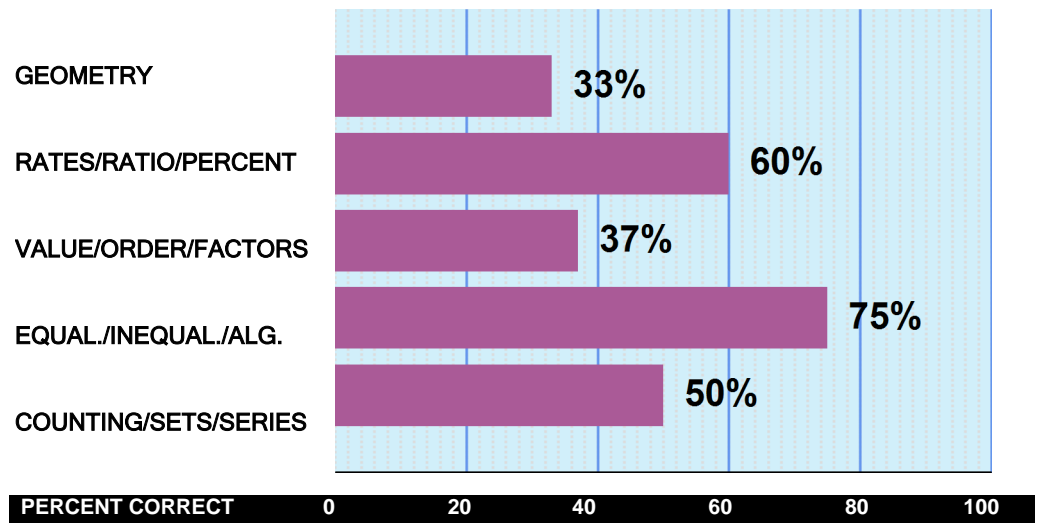
For all GMAT Exam scores recorded in the past three years the mean time to complete a question in the Quantitative sections is 1:55 minutes.

# Your GMAT® Enhanced Score Report

FOR: Devansh Sharma | GMAT ID: 100002139936 | New Delhi, India | Jun 29, 2019 | Appt ID: 354261822

This is NOT an official score report

## PERFORMANCE BY FUNDAMENTAL SKILLS



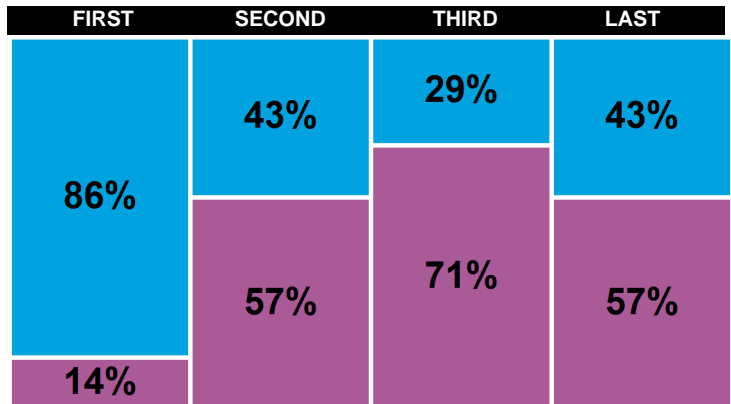
## PERCENT CORRECT

YOUR OVERALL QUANTITATIVE SCORE:

**44**

PERCENT OF QUESTIONS ANSWERED CORRECT/INCORRECT

- CORRECT
- INCORRECT

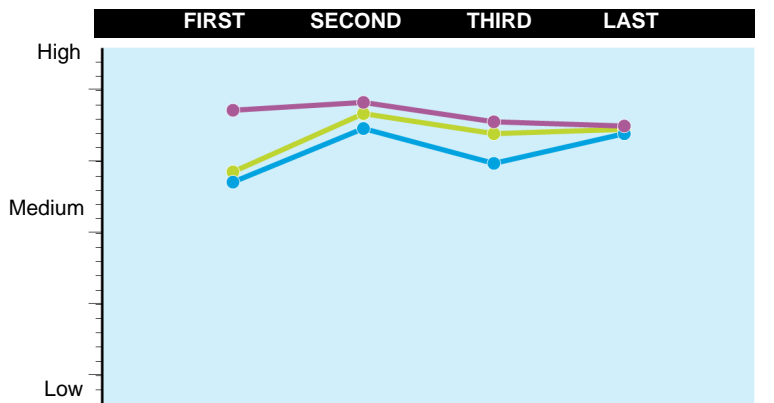


Each section in this graph represents approximately one quarter of the questions in order of presentation.

## AVERAGE DIFFICULTY

AVERAGE DIFFICULTY PER QUESTION

- ALL
- CORRECT
- INCORRECT



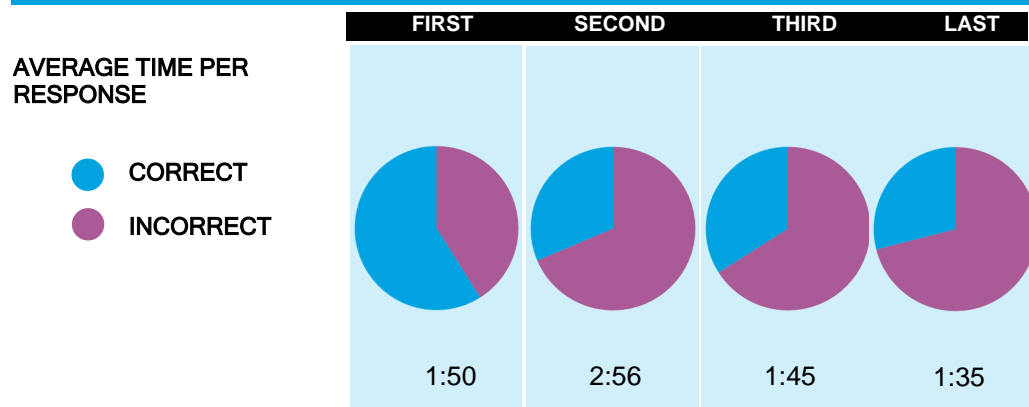
Each section in this graph represents approximately one quarter of the questions in order of presentation.

# Your GMAT® Enhanced Score Report

FOR: Devansh Sharma | GMAT ID: 100002139936 | New Delhi, India | Jun 29, 2019 | Appt ID: 354261822

This is NOT an official score report

## TIME MANAGEMENT



## SUMMARY

- Your Quantitative score of 44 is higher than 50% of GMAT Exam scores recorded in the past three years. The mean score for this section is 39.93.
- Your performance on Problem Solving questions was equivalent to a score of 47. Your score is better than 60% of all sub-section scores recorded in the past three years. The mean for all test takers is 39.91.
- Your performance on Data Sufficiency questions was equivalent to a score of 36. Your score is better than 28% of all sub-section scores recorded in the past three years. The mean for all test takers is 39.94.
- Your performance on Arithmetic questions was equivalent to a score of 46. Your score is better than 56% of all sub-section scores recorded in the past three years. The mean for all test takers is 40.02.
- Your performance on Algebra/Geometry questions was equivalent to a score of 44. Your score is better than 49% of all sub-section scores recorded in the past three years. The mean for all test takers is 39.88.
- Your performance of 33% on Geometry questions is considered Weak.
- Your performance of 60% on Rates/Ratio/Percent questions is considered Average.
- Your performance of 37% on Value/Order/Factors questions is considered Weak.
- Your performance of 75% on Equal./Inequal./Alg. questions is considered Above Average.
- Your performance of 50% on Counting/Sets/Series questions is considered Weak.
- You completed 31 questions in the Quantitative section.
- You responded correctly to 86% of the first set of questions, 43% of the second set of questions, 29% of the third set of questions and 43% of the final set of questions..
- The average difficulty of questions presented to you in the first set of questions was Medium, the average for the second set of questions was Medium High, the average for the third set of questions was Medium High and was Medium High for the final set of questions.
- The average time it took you to respond to the first set of questions presented was 1:50, the average time for the second set of questions was 2:56, the average time for the third set of questions was 1:45 and 1:35 for the final set of questions.
- Please Note: If you sat for the GMAT exam prior to April 16, 2018 this section contained 37 questions, on or after April 16, 2018 the section consists of 31 questions.

# Your GMAT® Enhanced Score Report

FOR: Devansh Sharma | GMAT ID: 100002139936 | New Delhi, India | Jun 29, 2019 | Appt ID: 354261822

This is NOT an official score report

## AWA Section Performance

YOUR OVERALL AWA  
SCORE:

0



PERCENTILE RANKING 0 20 40 60 80 100

### MEAN SCORE

MEAN SCORE:

**4.48**

(17th percentile)

Definition

The three year mean GMAT Verbal score is 4.5. This score is better than 17% of GMAT Exam scores recorded in the past three years.

Note: GMAT scores are valid for five years. Even though your score won't change, your percentile ranking may change when compared with a newer pool of applicants. Shifts tend to be gradual over long periods of time.

Due to the insufficient length of this essay, it is not machine scorable and no sub-score data is available. Essays must contain a reasonable amount of content in order to calculate sub-scores.