

Your GMAT® Enhanced Score Report

FOR: Nishtha Gupta | GMAT ID: 100003533428 | New Delhi, India | Aug 29, 2019 | Appt ID: 357989423

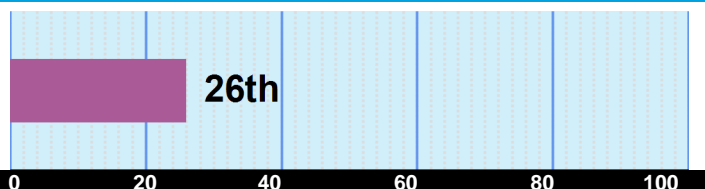
This is NOT an official score report

Overall GMAT Exam Performance

YOUR GMAT TOTAL
SCORE:

500

PERCENTILE RANKING



YOUR IR SCORE:

2

YOUR VERBAL SCORE:

19

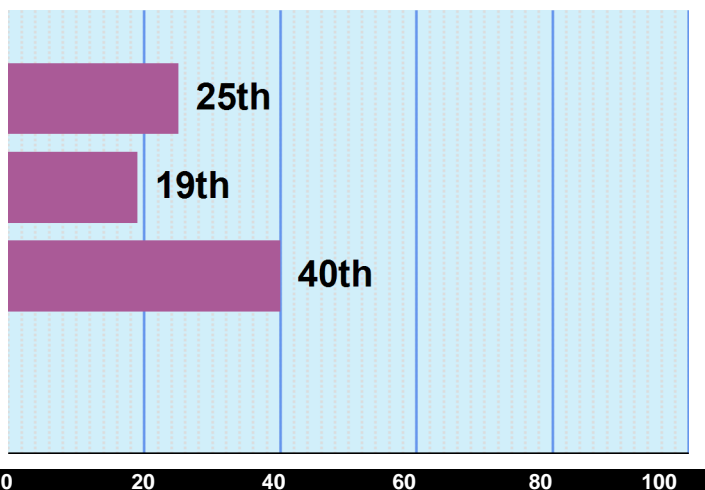
YOUR QUANTITATIVE
SCORE:

41

YOUR AWA SCORE:

-

PERCENTILE RANKING



PERCENTILE RANKINGS COMPARE YOUR PERFORMANCE TO 3 YEARS OF GMAT EXAMS SAMPLE SIZE: 739752

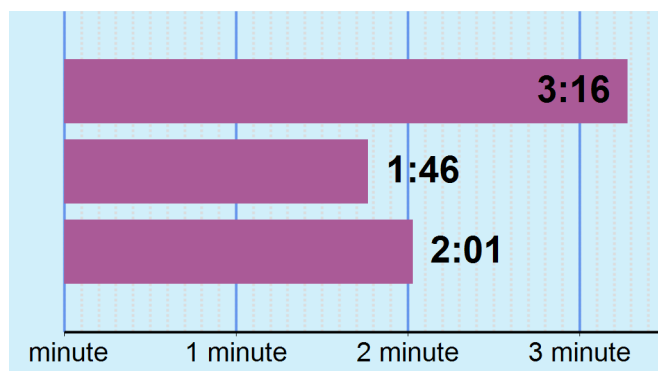
TIME MANAGEMENT BY SECTION

YOUR MEAN RESPONSE TIME PER QUESTION

INTEGRATED
REASONING

VERBAL

QUANTITATIVE



MEAN SCORE

MEAN SCORE:

563.4

(41st percentile)

Definition

The three year mean GMAT Total score is 563.4. This score is better than 41% of GMAT Exam scores recorded in the past three years.

Note: GMAT scores are valid for five years. Even though your score won't change, your percentile ranking may change when compared with a newer pool of applicants. Shifts tend to be gradual over long periods of time.

MEAN TIME

MEAN TIME FOR ALL
TEST TAKERS:

1:56 minutes

Definition

For all GMAT Exam scores recorded in the past three years the mean time to complete a question in the Integrated Reasoning, Verbal, and Quantitative sections is 1:56 minutes.

SUMMARY

- Your GMAT Total score of 500 is higher than 26% of GMAT Exam scores recorded in the past three years.
 - Your Integrated Reasoning score of 2 is higher than 10% of GMAT Exam scores recorded in the past three years.
 - Your Verbal score of 19 is higher than 19% of GMAT Exam scores recorded in the past three years.
 - Your Quantitative score of 41 is higher than 40% of GMAT Exam scores recorded in the past three years.
- Your Quantitative score of 41 and your Verbal score of 19 were used to calculate your GMAT Total score. Especially strong or weak scores on either section significantly impacts the GMAT Total score.

Your GMAT® Enhanced Score Report

FOR: Nishtha Gupta | GMAT ID: 100003533428 | New Delhi, India | Aug 29, 2019 | Appt ID: 357989423

This is NOT an official score report

Integrated Reasoning Performance

YOUR OVERALL IR SCORE:

2

25th

PERCENTILE RANKING

0

20

40

60

80

100

PERCENT OF QUESTIONS
YOU ANSWERED
CORRECTLY

22%

PERCENTILE RANKING

0

20

40

60

80

100

PERCENTILE RANKINGS COMPARE YOUR PERFORMANCE TO 3 YEARS OF GMAT EXAMS

TIME MANAGEMENT - INTEGRATED REASONING

YOUR MEAN RESPONSE TIME PER QUESTION

OVERALL SECTION

3:16

CORRECT

2:44

INCORRECT

3:27

minute

1 minute

2 minute

3 minute

MEAN SCORE

MEAN SCORE:

4.41

(35th percentile)

Definition

The three year mean GMAT Integrated Reasoning score is 4.4. This score is better than 35% of GMAT Exam scores recorded in the past three years.

Note: GMAT scores are valid for five years. Even though your score won't change, your percentile ranking may change when compared with a newer pool of applicants. Shifts tend to be gradual over long periods of time.

MEAN TIME

MEAN TIME FOR ALL
TEST TAKERS:

2:23 minutes

Definition

For all GMAT Exam scores recorded in the past three years the mean time to complete a question in the Integrated Reasoning section is 2:23 minutes.

SUMMARY

- Your Integrated Reasoning score of 2 is higher than 10% of GMAT Exam scores recorded in the past three years. The mean score for this section is 4.41.
- Lack of familiarity with the format of the four item types may negatively impact performance in this section.
- You completed 11 of the 12 questions in the Integrated Reasoning section.

Your GMAT® Enhanced Score Report

FOR: Nishtha Gupta | GMAT ID: 100003533428 | New Delhi, India | Aug 29, 2019 | Appt ID: 357989423

This is NOT an official score report

Verbal Section Performance

YOUR OVERALL VERBAL
SCORE:

19

19th

PERCENTILE RANKING

0 20 40 60 80 100

SUB-SECTION RANKINGS

CRITICAL REASONING

15th

READING
COMPREHENSION

33rd

SENTENCE CORRECTION

21st

PERCENTILE RANKING

0 20 40 60 80 100

PERCENTILE RANKINGS COMPARE YOUR PERFORMANCE TO 3 YEARS OF GMAT EXAMS SAMPLE SIZE: 739752

SUB-SECTION TIME MANAGEMENT

YOUR MEAN RESPONSE TIME PER QUESTION

OVERALL VERBAL

1:46

CRITICAL REASONING

1:50

READING
COMPREHENSION

1:39

SENTENCE CORRECTION

1:49

minute

1 minute

2 minute

MEAN SCORE

MEAN SCORE:

27.08

(46th percentile)

Definition

The three year mean GMAT Verbal score is 27.1. This score is better than 46% of GMAT Exam scores recorded in the past three years.

Note: GMAT scores are valid for five years. Even though your score won't change, your percentile ranking may change when compared with a newer pool of applicants. Shifts tend to be gradual over long periods of time.

MEAN TIME

MEAN TIME FOR ALL
TEST TAKERS:

1:44 minutes

Definition

For all GMAT Exam scores recorded in the past three years the mean time to complete a question in the Verbal section is 1:44 minutes.

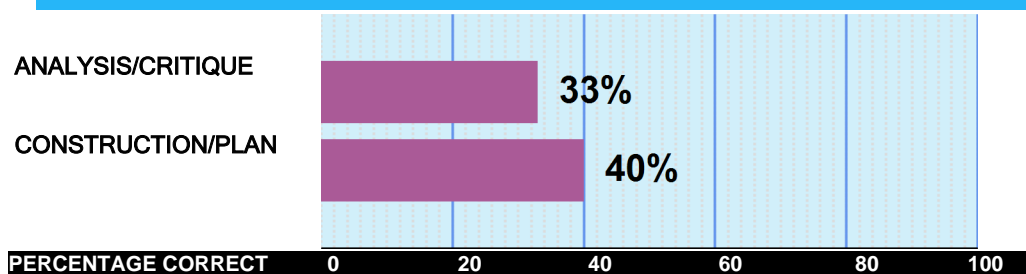
Your GMAT® Enhanced Score Report

FOR: Nishtha Gupta | GMAT ID: 100003533428 | New Delhi, India | Aug 29, 2019 | Appt ID: 357989423

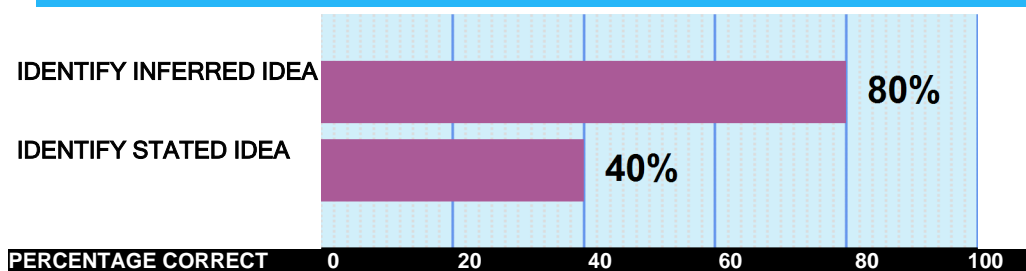
This is NOT an official score report

PERFORMANCE BY FUNDAMENTAL SKILLS

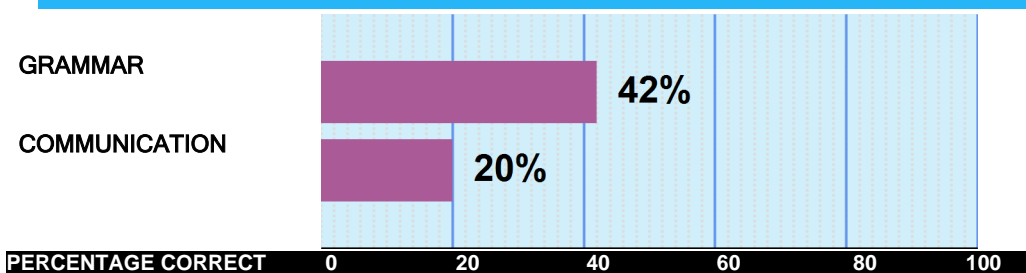
CRITICAL REASONING



READING COMPREHENSION



SENTENCE CORRECTION



Your GMAT® Enhanced Score Report

FOR: Nishtha Gupta | GMAT ID: 100003533428 | New Delhi, India | Aug 29, 2019 | Appt ID: 357989423

This is NOT an official score report

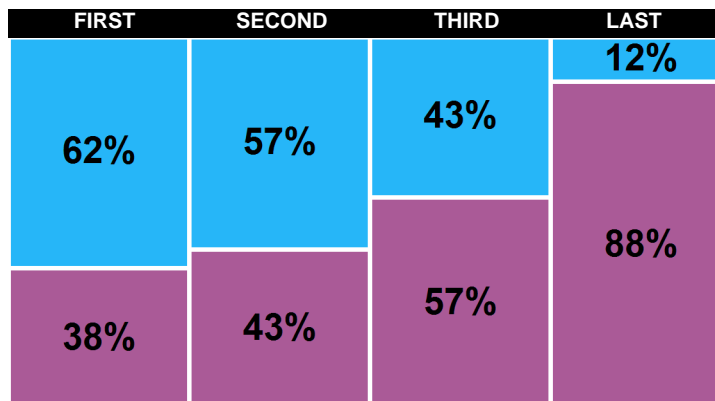
PERCENT CORRECT

YOUR OVERALL VERBAL
SCORE:

19

PERCENT OF QUESTIONS
ANSWERED
CORRECT/INCORRECT

- CORRECT
- INCORRECT

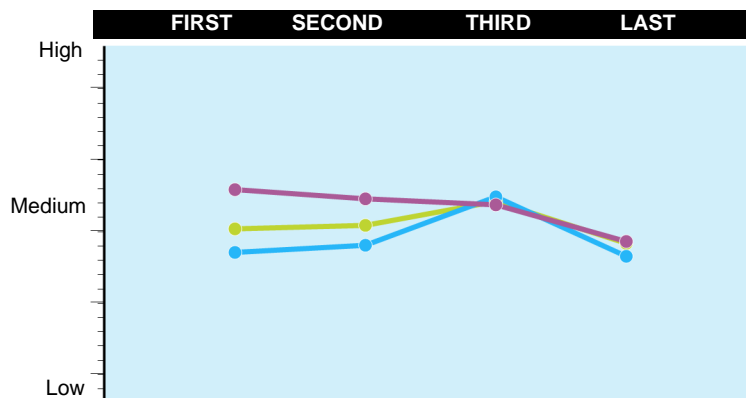


"Each section in this graph represents approximately one quarter of the questions in order of presentation."

AVERAGE DIFFICULTY

AVERAGE
DIFFICULTY PER
QUESTION

- ALL
- CORRECT
- INCORRECT

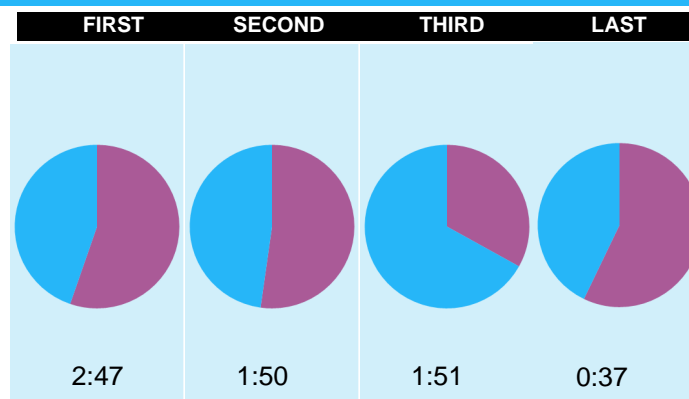


"Each section in this graph represents approximately one quarter of the questions in order of presentation."

PERFORMANCE OVER TIME

AVERAGE TIME PER
RESPONSE

- CORRECT
- INCORRECT



"Each section in this graph represents approximately one quarter of the questions in order of presentation."

Your GMAT® Enhanced Score Report

FOR: Nishtha Gupta | GMAT ID: 100003533428 | New Delhi, India | Aug 29, 2019 | Appt ID: 357989423

This is NOT an official score report

SUMMARY

- Your Verbal score of 19 is higher than 19% of GMAT Exam scores recorded in the past three years. The mean score for this section is 27.08.
- Your performance on Critical Reasoning questions was equivalent to a score of 16, which is better than 15% of GMAT Exam scores recorded in the past three years. The mean score for this sub-section is 27.57.
 - Your performance of 33% on Analysis/Critique questions is considered Weak.
 - Your performance of 40% on Construction/Plan questions is considered Weak.
- Your performance on Reading Comprehension questions was equivalent to a score of 22, which is better than 33% of GMAT Exam scores recorded in the past three years. The mean score for this sub-section is 27.24.
 - Your performance of 80% on Identify Inferred Idea questions is considered Above Average.
 - Your performance of 40% on Identify Stated Idea questions is considered Weak.
- Your performance on Sentence Correction questions was equivalent to a score of 19, which is better than 21% of GMAT Exam scores recorded in the past three years. The mean score for this sub-section is 27.27.
 - Your performance of 42% on Grammar questions is considered Weak.
 - Your performance of 20% on Communication questions is considered Very Weak.
- You completed 36 questions in the Verbal section.
- You responded correctly to 63% of the first set of questions, 57% of the second set of questions, 43% of the third set of questions and 13% of the final set of questions.
- The average difficulty of questions presented to you in the first set of questions was Medium, the average for the second set of questions was Medium, the average for the third set of questions was Medium and was Medium for the final set of questions.
- The average time it took you to respond to the first set of questions presented was 2:47, the average time for the second set of questions was 1:50, the average time for the third set of questions was 1:51 and 0:37 for the final set of questions.
- Please Note: If you sat for the GMAT exam prior to April 16, 2018 this section contained 41 questions, on or after April 16, 2018 the section consists of 36 questions.

Your GMAT® Enhanced Score Report

FOR: Nishtha Gupta | GMAT ID: 100003533428 | New Delhi, India | Aug 29, 2019 | Appt ID: 357989423

This is NOT an official score report

Quantitative Section Performance

YOUR OVERALL
QUANTITATIVE SCORE:

41

PERCENTILE RANKING 0 20 40 60 80 100

40th

SUB-SECTION RANKINGS

PROBLEM SOLVING

31st

DATA SUFFICIENCY

54th

PERCENTILE RANKING 0 20 40 60 80 100

ARITHMETIC

47th

ALGEBRA/GEOMETRY

28th

PERCENTILE RANKING 0 20 40 60 80 100

PERCENTILE RANKINGS COMPARE YOUR PERFORMANCE TO 3 YEARS OF GMAT EXAMS SAMPLE SIZE: 739752

SUB-SECTION TIME MANAGEMENT

YOUR MEAN RESPONSE TIME PER QUESTION

OVERALL QUANTITATIVE

2:01

PROBLEM SOLVING

2:30

DATA SUFFICIENCY

1:23

ARITHMETIC

2:19

ALGEBRA/GEOMETRY

1:38

minute 1 minute 2 minute 3 minute

MEAN SCORE

MEAN SCORE:

40.20

(38th percentile)

Definition

The three year mean GMAT Quantitative score is 40.2. This score is better than 38% of GMAT Exam scores recorded in the past three years.

Note: GMAT scores are valid for five years. Even though your score won't change, your percentile ranking may change when compared with a newer pool of applicants. Shifts tend to be gradual over long periods of time.

MEAN TIME

MEAN TIME FOR ALL
TEST TAKERS:

1:55 minutes

Definition

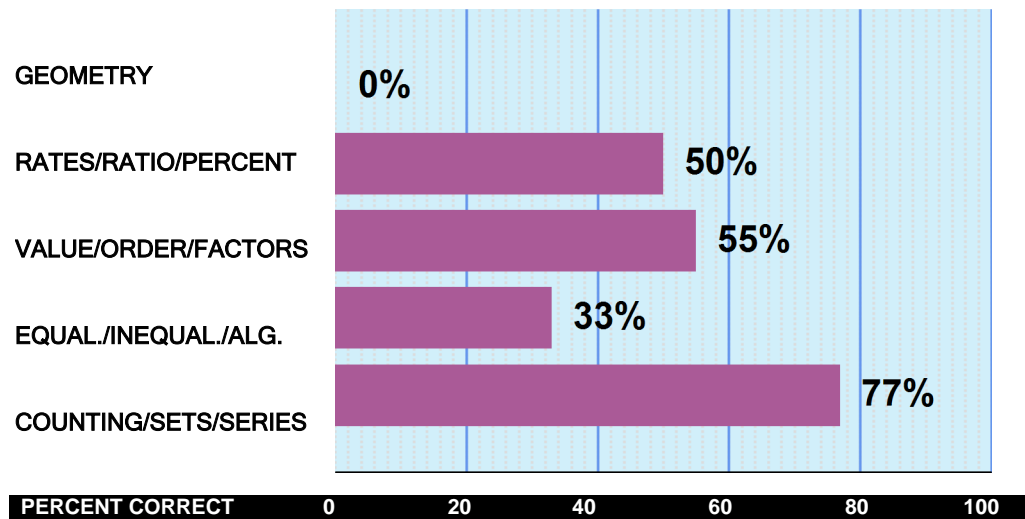
For all GMAT Exam scores recorded in the past three years the mean time to complete a question in the Quantitative sections is 1:55 minutes.

Your GMAT® Enhanced Score Report

FOR: Nishtha Gupta | GMAT ID: 100003533428 | New Delhi, India | Aug 29, 2019 | Appt ID: 357989423

This is NOT an official score report

PERFORMANCE BY FUNDAMENTAL SKILLS



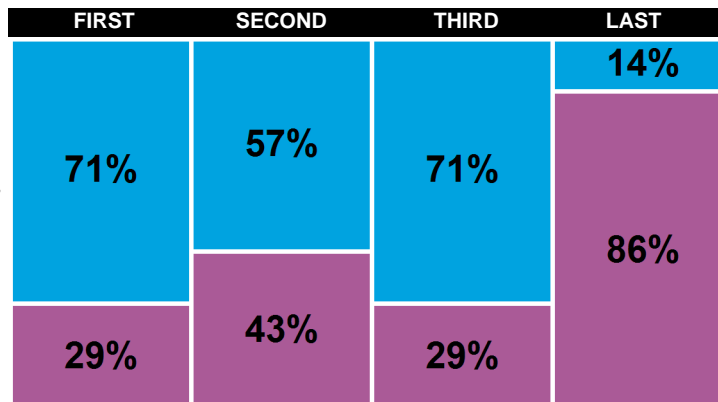
PERCENT CORRECT

YOUR OVERALL
QUANTITATIVE SCORE:

41

PERCENT OF QUESTIONS
ANSWERED
CORRECT/INCORRECT

- CORRECT
- INCORRECT

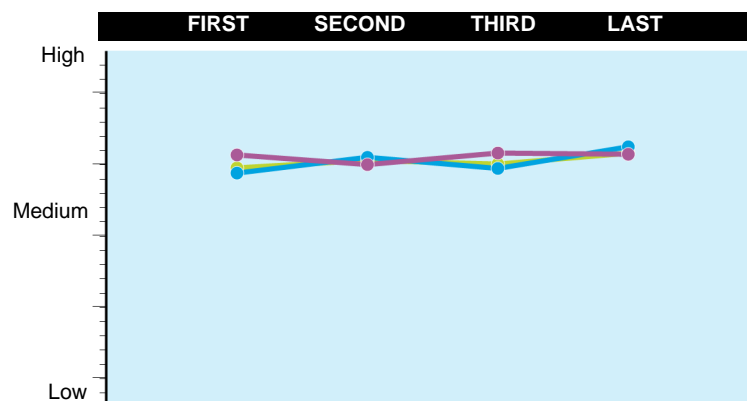


Each section in this graph represents approximately one quarter of the questions in order of presentation.

AVERAGE DIFFICULTY

AVERAGE
DIFFICULTY PER
QUESTION

- ALL
- CORRECT
- INCORRECT



Each section in this graph represents approximately one quarter of the questions in order of presentation.

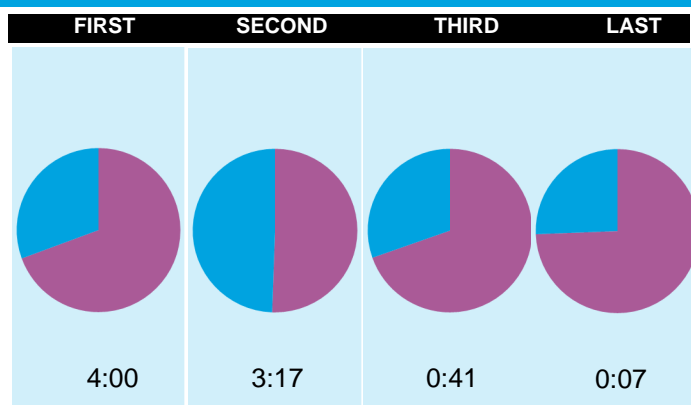
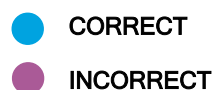
Your GMAT® Enhanced Score Report

FOR: Nishtha Gupta | GMAT ID: 100003533428 | New Delhi, India | Aug 29, 2019 | Appt ID: 357989423

This is NOT an official score report

TIME MANAGEMENT

AVERAGE TIME PER
RESPONSE



Each section in this graph represents approximately one quarter of the questions in order of presentation.

SUMMARY

- Your Quantitative score of 41 is higher than 40% of GMAT Exam scores recorded in the past three years. The mean score for this section is 40.2.
- Your performance on Problem Solving questions was equivalent to a score of 37. Your score is better than 31% of all sub-section scores recorded in the past three years. The mean for all test takers is 40.2.
- Your performance on Data Sufficiency questions was equivalent to a score of 46. Your score is better than 54% of all sub-section scores recorded in the past three years. The mean for all test takers is 40.17.
- Your performance on Arithmetic questions was equivalent to a score of 44. Your score is better than 47% of all sub-section scores recorded in the past three years. The mean for all test takers is 40.33.
- Your performance on Algebra/Geometry questions was equivalent to a score of 36. Your score is better than 28% of all sub-section scores recorded in the past three years. The mean for all test takers is 40.1.
- Your performance of 0% on Geometry questions is considered Very Weak.
- Your performance of 50% on Rates/Ratio/Percent questions is considered Weak.
- Your performance of 55% on Value/Order/Factors questions is considered Average.
- Your performance of 33% on Equal./Inequal./Alg. questions is considered Weak.
- Your performance of 77% on Counting/Sets/Series questions is considered Above Average.
- You completed 31 questions in the Quantitative section.
- You responded correctly to 71% of the first set of questions, 57% of the second set of questions, 71% of the third set of questions and 14% of the final set of questions..
- The average difficulty of questions presented to you in the first set of questions was Medium High, the average for the second set of questions was Medium High, the average for the third set of questions was Medium High and was Medium High for the final set of questions.
- The average time it took you to respond to the first set of questions presented was 4:00, the average time for the second set of questions was 3:17, the average time for the third set of questions was 0:41 and 0:07 for the final set of questions.
- Please Note: If you sat for the GMAT exam prior to April 16, 2018 this section contained 37 questions, on or after April 16, 2018 the section consists of 31 questions.

Your GMAT® Enhanced Score Report

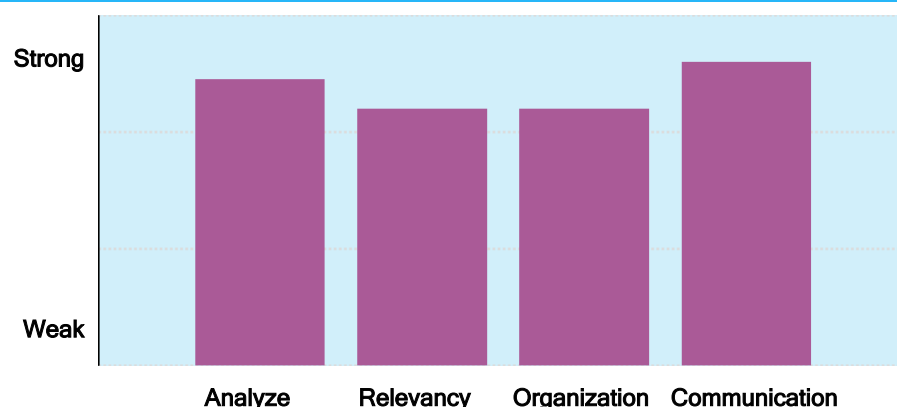
FOR: Nishtha Gupta | GMAT ID: 100003533428 | New Delhi, India | Aug 29, 2019 | Appt ID: 357989423

This is NOT an official score report

AWA Section Performance

This report is created before your Analytical Writing Essay is scored and will appear within 24 hours of the exam scores being made official. If the score has been cancelled for any reason, the information will not appear in the Enhanced Score Report.

SUB-SECTION RANKINGS



MEAN SCORE

MEAN SCORE:

4.49

(17th percentile)

Definition

The three year mean GMAT Verbal score is 4.5. This score is better than 17% of GMAT Exam scores recorded in the past three years.

Note: GMAT scores are valid for five years. Even though your score won't change, your percentile ranking may change when compared with a newer pool of applicants. Shifts tend to be gradual over long periods of time.

SUMMARY

- *Please Note:
 - The AWA Sub-Section Ratings and Summary included in the GMAT Enhanced Score Report rely on computer scoring and do not reflect the human input that contributes to your official GMAT score.
- Analysis
 - You clearly identified important features of the argument and analyzed them in a generally thoughtful way.
- Relevancy
 - You provided some relevant points to support your critique.
- Organization
 - You developed and organized ideas satisfactorily, but did not always effectively transition between ideas.
- Communication
 - Your essay demonstrated strong control of language and the conventions of standard written English, but included minor flaws.