

Your GMAT® Enhanced Score Report

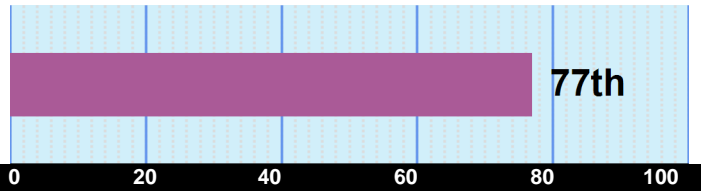
FOR: Fahad Ali Khan | GMAT ID: 100003456412 | Kolkata, India | Jan 19, 2020 | Appt ID: 368129325

This is NOT an official score report

Overall GMAT Exam Performance

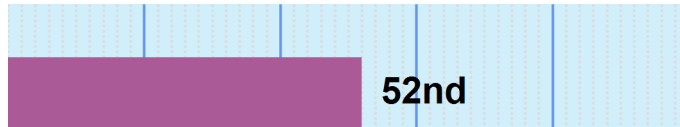
YOUR GMAT TOTAL SCORE:

660




YOUR IR SCORE:

5




YOUR VERBAL SCORE:

33



YOUR QUANTITATIVE SCORE:

48



YOUR AWA SCORE:

4



PERCENTILE RANKING 0 20 40 60 80 100

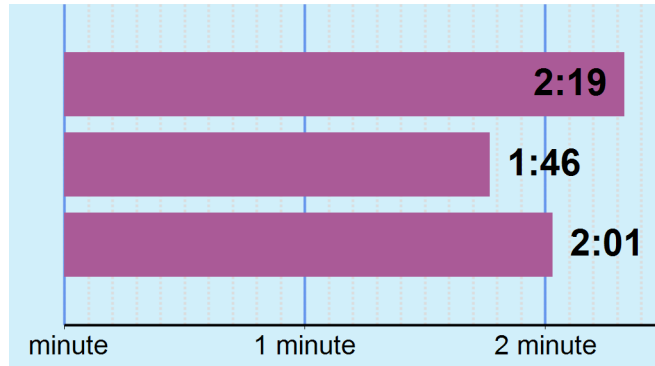
PERCENTILE RANKINGS COMPARE YOUR PERFORMANCE TO 3 YEARS OF GMAT EXAMS SAMPLE SIZE: 739752

TIME MANAGEMENT BY SECTION

YOUR MEAN RESPONSE TIME PER QUESTION

INTEGRATED REASONING

2:19



VERBAL

1:46

QUANTITATIVE

2:01

SUMMARY

- Your GMAT Total score of 660 is higher than 77% of GMAT Exam scores recorded in the past three years.
 - Your Integrated Reasoning score of 5 is higher than 52% of GMAT Exam scores recorded in the past three years.
 - Your Verbal score of 33 is higher than 68% of GMAT Exam scores recorded in the past three years.
 - Your Quantitative score of 48 is higher than 67% of GMAT Exam scores recorded in the past three years.
- Your Quantitative score of 48 and your Verbal score of 33 were used to calculate your GMAT Total score. Especially strong or weak scores on either section significantly impacts the GMAT Total score.

MEAN SCORE

MEAN SCORE:

563.4

(41st percentile)

Definition

The three year mean GMAT Total score is 563.4. This score is better than 41% of GMAT Exam scores recorded in the past three years.

Note: GMAT scores are valid for five years. Even though your score won't change, your percentile ranking may change when compared with a newer pool of applicants. Shifts tend to be gradual over long periods of time.

MEAN TIME

MEAN TIME FOR ALL TEST TAKERS:

1:56 minutes

Definition

For all GMAT Exam scores recorded in the past three years the mean time to complete a question in the Integrated Reasoning, Verbal, and Quantitative sections is 1:56 minutes.

Your GMAT® Enhanced Score Report

FOR: Fahad Ali Khan | GMAT ID: 100003456412 | Kolkata, India | Jan 19, 2020 | Appt ID: 368129325

This is NOT an official score report

Integrated Reasoning Performance

YOUR OVERALL IR SCORE:

5

52nd

PERCENTILE RANKING 0 20 40 60 80 100

PERCENT OF QUESTIONS YOU ANSWERED CORRECTLY

56%

PERCENTILE RANKING 0 20 40 60 80 100

PERCENTILE RANKINGS COMPARE YOUR PERFORMANCE TO 3 YEARS OF GMAT EXAMS

TIME MANAGEMENT - INTEGRATED REASONING

YOUR MEAN RESPONSE TIME PER QUESTION

OVERALL SECTION

2:19

CORRECT

2:01

INCORRECT

2:42

minute 1 minute 2 minute 3 minute

MEAN SCORE

MEAN SCORE:

4.41

(35th percentile)

Definition

The three year mean GMAT Integrated Reasoning score is 4.4. This score is better than 35% of GMAT Exam scores recorded in the past three years.

Note: GMAT scores are valid for five years. Even though your score won't change, your percentile ranking may change when compared with a newer pool of applicants. Shifts tend to be gradual over long periods of time.

MEAN TIME

MEAN TIME FOR ALL TEST TAKERS:

2:23 minutes

Definition

For all GMAT Exam scores recorded in the past three years the mean time to complete a question in the Integrated Reasoning section is 2:23 minutes.

SUMMARY

- Your Integrated Reasoning score of 5 is higher than 52% of GMAT Exam scores recorded in the past three years. The mean score for this section is 4.41.
- Lack of familiarity with the format of the four item types may negatively impact performance in this section.
- You completed 12 of the 12 questions in the Integrated Reasoning section.

Your GMAT® Enhanced Score Report

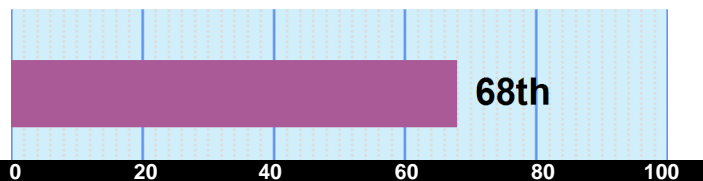
FOR: Fahad Ali Khan | GMAT ID: 100003456412 | Kolkata, India | Jan 19, 2020 | Appt ID: 368129325

This is NOT an official score report

Verbal Section Performance

YOUR OVERALL VERBAL SCORE:

33



SUB-SECTION RANKINGS

CRITICAL REASONING

43rd

READING COMPREHENSION

76th

SENTENCE CORRECTION

68th



SUB-SECTION TIME MANAGEMENT

YOUR MEAN RESPONSE TIME PER QUESTION

OVERALL VERBAL

1:46

CRITICAL REASONING

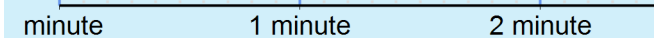
2:18

READING COMPREHENSION

1:46

SENTENCE CORRECTION

1:24



MEAN SCORE

MEAN SCORE:

27.08

(46th percentile)

Definition

The three year mean GMAT Verbal score is 27.1. This score is better than 46% of GMAT Exam scores recorded in the past three years.

Note: GMAT scores are valid for five years. Even though your score won't change, your percentile ranking may change when compared with a newer pool of applicants. Shifts tend to be gradual over long periods of time.

MEAN TIME

MEAN TIME FOR ALL TEST TAKERS:

1:44 minutes

Definition

For all GMAT Exam scores recorded in the past three years the mean time to complete a question in the Verbal section is 1:44 minutes.

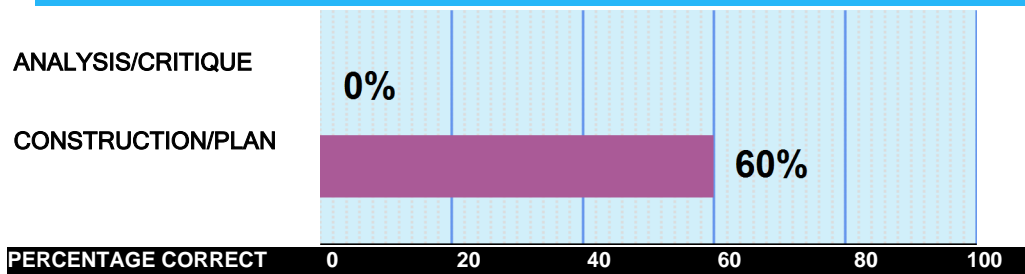
Your GMAT® Enhanced Score Report

FOR: Fahad Ali Khan | GMAT ID: 100003456412 | Kolkata, India | Jan 19, 2020 | Appt ID: 368129325

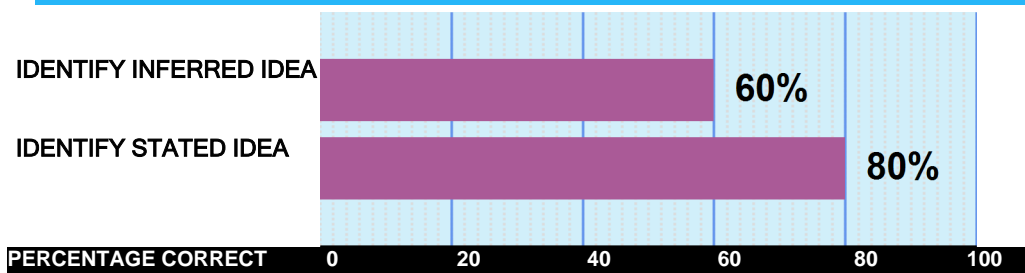
This is NOT an official score report

PERFORMANCE BY FUNDAMENTAL SKILLS

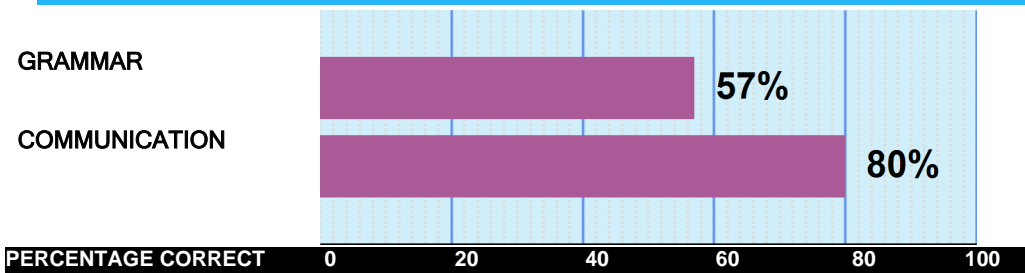
CRITICAL REASONING



READING COMPREHENSION



SENTENCE CORRECTION



Your GMAT® Enhanced Score Report

FOR: Fahad Ali Khan | GMAT ID: 100003456412 | Kolkata, India | Jan 19, 2020 | Appt ID: 368129325

This is NOT an official score report

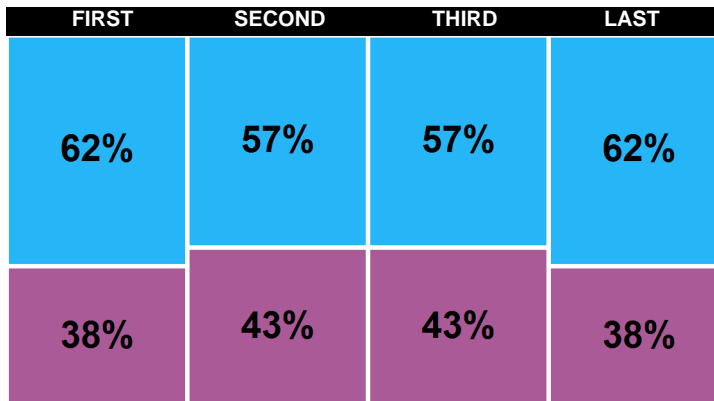
PERCENT CORRECT

YOUR OVERALL VERBAL SCORE:

33

PERCENT OF QUESTIONS ANSWERED CORRECT/INCORRECT

- CORRECT
- INCORRECT

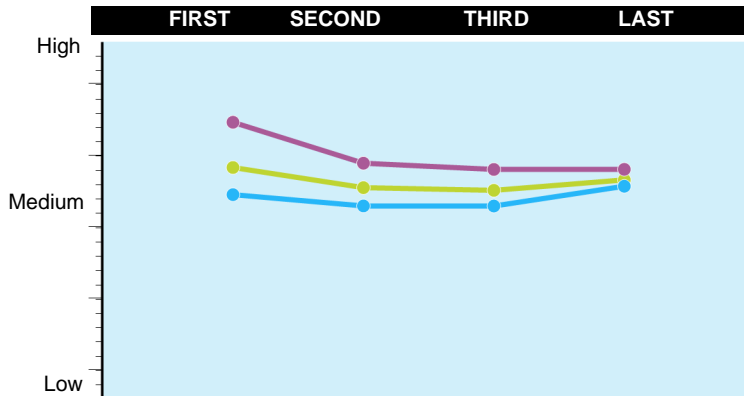


"Each section in this graph represents approximately one quarter of the questions in order of presentation."

AVERAGE DIFFICULTY

AVERAGE DIFFICULTY PER QUESTION

- ALL
- CORRECT
- INCORRECT

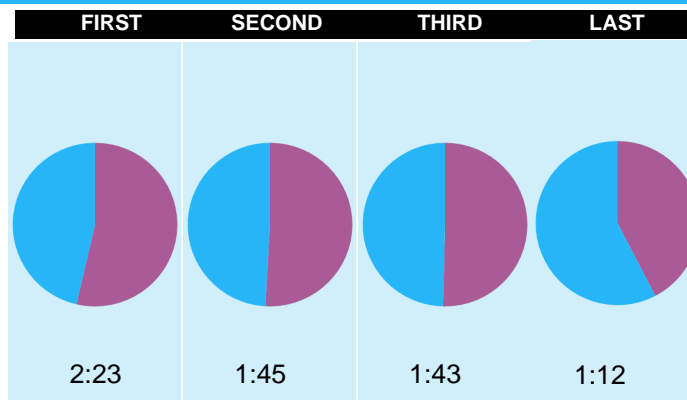


"Each section in this graph represents approximately one quarter of the questions in order of presentation."

PERFORMANCE OVER TIME

AVERAGE TIME PER RESPONSE

- CORRECT
- INCORRECT



"Each section in this graph represents approximately one quarter of the questions in order of presentation."

Your GMAT® Enhanced Score Report

FOR: Fahad Ali Khan | GMAT ID: 100003456412 | Kolkata, India | Jan 19, 2020 | Appt ID: 368129325

This is NOT an official score report

SUMMARY

- Your Verbal score of 33 is higher than 68% of GMAT Exam scores recorded in the past three years. The mean score for this section is 27.08.
- Your performance on Critical Reasoning questions was equivalent to a score of 26, which is better than 43% of GMAT Exam scores recorded in the past three years. The mean score for this sub-section is 27.57.
 - Your performance of 0% on Analysis/Critique questions is considered Very Weak.
 - Your performance of 60% on Construction/Plan questions is considered Average.
- Your performance on Reading Comprehension questions was equivalent to a score of 36, which is better than 76% of GMAT Exam scores recorded in the past three years. The mean score for this sub-section is 27.24.
 - Your performance of 60% on Identify Inferred Idea questions is considered Average.
 - Your performance of 80% on Identify Stated Idea questions is considered Above Average.
- Your performance on Sentence Correction questions was equivalent to a score of 34, which is better than 68% of GMAT Exam scores recorded in the past three years. The mean score for this sub-section is 27.27.
 - Your performance of 57% on Grammar questions is considered Average.
 - Your performance of 80% on Communication questions is considered Above Average.
- You completed 36 questions in the Verbal section.
- You responded correctly to 63% of the first set of questions, 57% of the second set of questions, 57% of the third set of questions and 63% of the final set of questions.
- The average difficulty of questions presented to you in the first set of questions was Medium, the average for the second set of questions was Medium, the average for the third set of questions was Medium and was Medium for the final set of questions.
- The average time it took you to respond to the first set of questions presented was 2:23, the average time for the second set of questions was 1:45, the average time for the third set of questions was 1:43 and 1:12 for the final set of questions.
- Please Note: If you sat for the GMAT exam prior to April 16, 2018 this section contained 41 questions, on or after April 16, 2018 the section consists of 36 questions.

Your GMAT® Enhanced Score Report

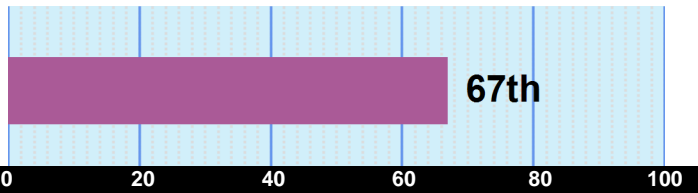
FOR: Fahad Ali Khan | GMAT ID: 100003456412 | Kolkata, India | Jan 19, 2020 | Appt ID: 368129325

This is NOT an official score report

Quantitative Section Performance

YOUR OVERALL
QUANTITATIVE SCORE:

48



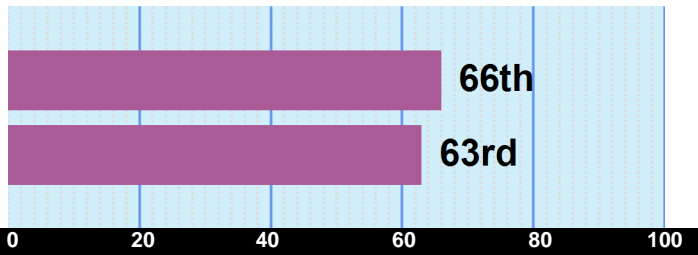
SUB-SECTION RANKINGS

PROBLEM SOLVING

66th

DATA SUFFICIENCY

63rd

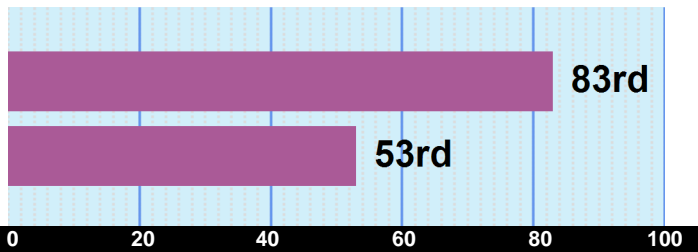


ARITHMETIC

83rd

ALGEBRA/GEOMETRY

53rd



PERCENTILE RANKINGS COMPARE YOUR PERFORMANCE TO 3 YEARS OF GMAT EXAMS | SAMPLE SIZE: 739752

SUB-SECTION TIME MANAGEMENT

YOUR MEAN RESPONSE TIME PER QUESTION

OVERALL QUANTITATIVE

2:01

PROBLEM SOLVING

2:08

DATA SUFFICIENCY

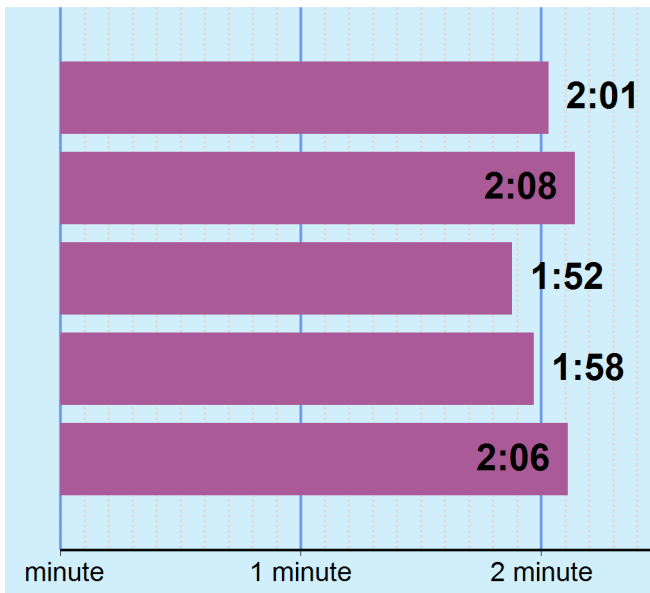
1:52

ARITHMETIC

1:58

ALGEBRA/GEOMETRY

2:06



MEAN SCORE

MEAN SCORE:

40.20

(38th percentile)

Definition

The three year mean GMAT Quantitative score is 40.2. This score is better than 38% of GMAT Exam scores recorded in the past three years.

Note: GMAT scores are valid for five years. Even though your score won't change, your percentile ranking may change when compared with a newer pool of applicants. Shifts tend to be gradual over long periods of time.

MEAN TIME

MEAN TIME FOR ALL
TEST TAKERS:

1:55 minutes

Definition

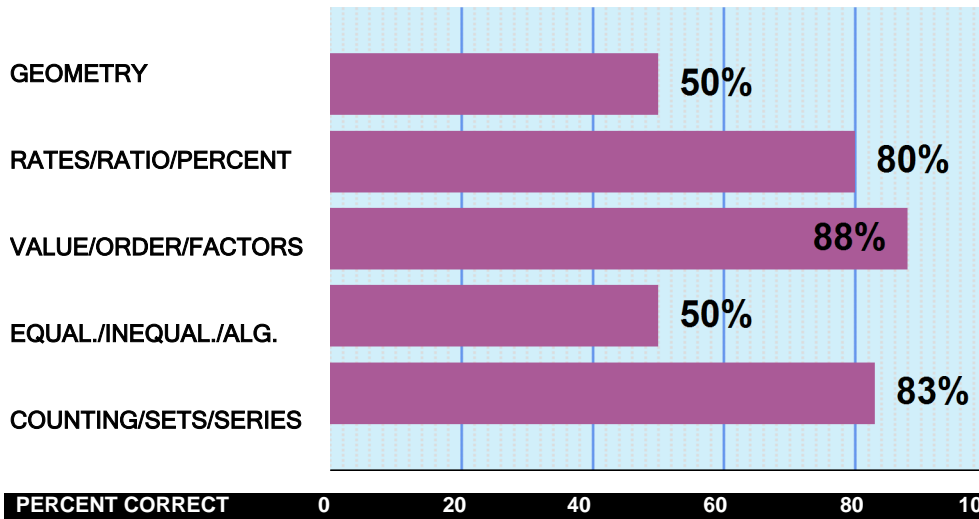
For all GMAT Exam scores recorded in the past three years the mean time to complete a question in the Quantitative sections is 1:55 minutes.

Your GMAT® Enhanced Score Report

FOR: Fahad Ali Khan | GMAT ID: 100003456412 | Kolkata, India | Jan 19, 2020 | Appt ID: 368129325

This is NOT an official score report

PERFORMANCE BY FUNDAMENTAL SKILLS



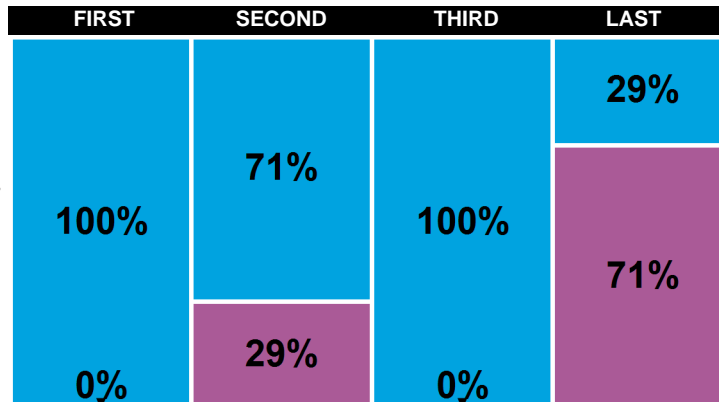
PERCENT CORRECT

YOUR OVERALL QUANTITATIVE SCORE:

48

PERCENT OF QUESTIONS ANSWERED CORRECT/INCORRECT

- CORRECT
- INCORRECT

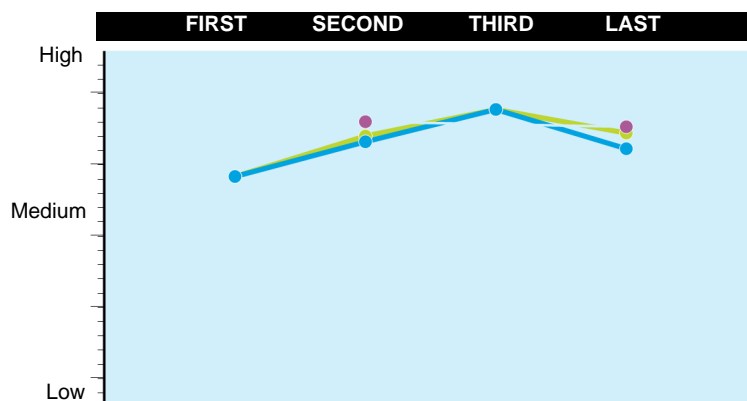


Each section in this graph represents approximately one quarter of the questions in order of presentation.

AVERAGE DIFFICULTY

AVERAGE DIFFICULTY PER QUESTION

- ALL
- CORRECT
- INCORRECT



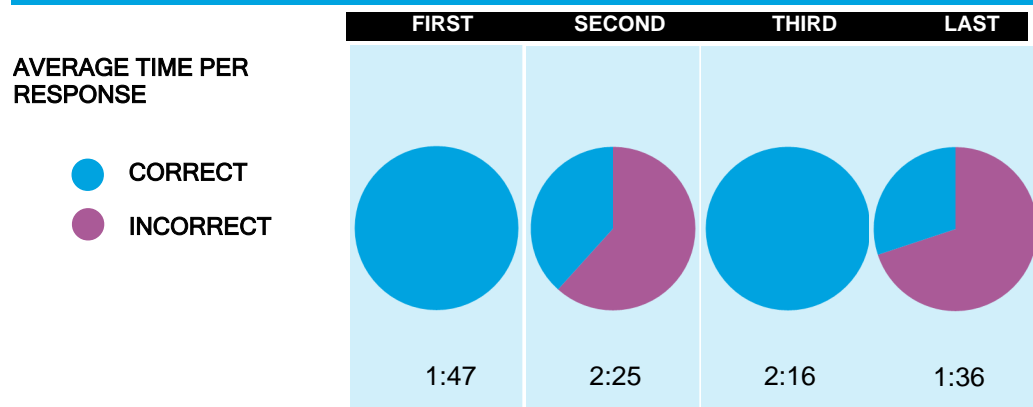
Each section in this graph represents approximately one quarter of the questions in order of presentation.

Your GMAT® Enhanced Score Report

FOR: Fahad Ali Khan | GMAT ID: 100003456412 | Kolkata, India | Jan 19, 2020 | Appt ID: 368129325

This is NOT an official score report

TIME MANAGEMENT



Each section in this graph represents approximately one quarter of the questions in order of presentation.

SUMMARY

- Your Quantitative score of 48 is higher than 67% of GMAT Exam scores recorded in the past three years. The mean score for this section is 40.2.
- Your performance on Problem Solving questions was equivalent to a score of 48. Your score is better than 66% of all sub-section scores recorded in the past three years. The mean for all test takers is 40.2.
- Your performance on Data Sufficiency questions was equivalent to a score of 48. Your score is better than 63% of all sub-section scores recorded in the past three years. The mean for all test takers is 40.17.
- Your performance on Arithmetic questions was equivalent to a score of 50. Your score is better than 83% of all sub-section scores recorded in the past three years. The mean for all test takers is 40.33.
- Your performance on Algebra/Geometry questions was equivalent to a score of 45. Your score is better than 53% of all sub-section scores recorded in the past three years. The mean for all test takers is 40.1.
- Your performance of 50% on Geometry questions is considered Weak.
- Your performance of 80% on Rates/Ratio/Percent questions is considered Above Average.
- Your performance of 88% on Value/Order/Factors questions is considered Strong.
- Your performance of 50% on Equal./Inequal./Alg. questions is considered Weak.
- Your performance of 83% on Counting/Sets/Series questions is considered Strong.
- You completed 31 questions in the Quantitative section.
- You responded correctly to 100% of the first set of questions, 71% of the second set of questions, 100% of the third set of questions and 29% of the final set of questions..
- The average difficulty of questions presented to you in the first set of questions was Medium, the average for the second set of questions was Medium High, the average for the third set of questions was High and was Medium High for the final set of questions.
- The average time it took you to respond to the first set of questions presented was 1:47, the average time for the second set of questions was 2:25, the average time for the third set of questions was 2:16 and 1:36 for the final set of questions.
- Please Note: If you sat for the GMAT exam prior to April 16, 2018 this section contained 37 questions, on or after April 16, 2018 the section consists of 31 questions.

Your GMAT® Enhanced Score Report


FOR: Fahad Ali Khan | GMAT ID: 100003456412 | Kolkata, India | Jan 19, 2020 | Appt ID: 368129325

This is NOT an official score report

AWA Section Performance

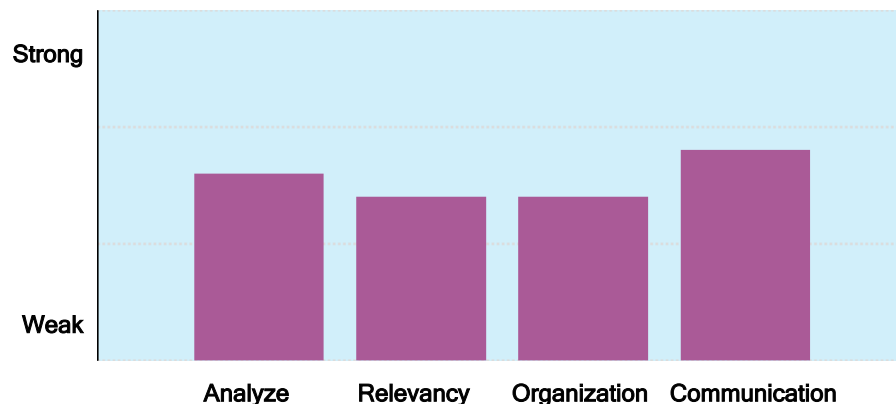
YOUR OVERALL AWA SCORE:

4



PERCENTILE RANKING 0 20 40 60 80 100

SUB-SECTION RANKINGS



MEAN SCORE

MEAN SCORE:

4.49

(17th percentile)

Definition

The three year mean GMAT Verbal score is 4.5. This score is better than 17% of GMAT Exam scores recorded in the past three years.

Note: GMAT scores are valid for five years. Even though your score won't change, your percentile ranking may change when compared with a newer pool of applicants. Shifts tend to be gradual over long periods of time.

SUMMARY

- *Please Note:
 - The AWA Sub-Section Ratings and Summary included in the GMAT Enhanced Score Report rely on computer scoring and do not reflect the human input that contributes to your official GMAT score.
- Analysis
 - You presented some analysis, but did not identify or analyze the important features of the argument.
- Relevancy
 - You offered support of little relevance and value for points of your critique.
- Organization
 - You provided limited logical development and organization of ideas.
- Communication
 - Your essay demonstrated adequate control of language and the conventions of standard written English, but included several errors.