

Your GMAT® Enhanced Score Report

FOR: Danial Agha | GMAT ID: 100002837517 | Calgary, Canada | Dec 30, 2019 | Appt ID: 361929233

This is NOT an official score report

Overall GMAT Exam Performance

YOUR GMAT TOTAL
SCORE:

620

62nd

PERCENTILE RANKING

0 20 40 60 80 100

YOUR IR SCORE:

5

52nd

YOUR VERBAL SCORE:

32

66th

YOUR QUANTITATIVE
SCORE:

44

49th

YOUR AWA SCORE:

-

PERCENTILE RANKING

0 20 40 60 80 100

PERCENTILE RANKINGS COMPARE YOUR PERFORMANCE TO 3 YEARS OF GMAT EXAMS SAMPLE SIZE: 739752

TIME MANAGEMENT BY SECTION

YOUR MEAN RESPONSE TIME PER QUESTION

INTEGRATED
REASONING

2:28

VERBAL

1:43

QUANTITATIVE

2:01

minute 1 minute 2 minute

MEAN SCORE

MEAN SCORE:

563.4

(41st percentile)

Definition

The three year mean GMAT Total score is 563.4. This score is better than 41% of GMAT Exam scores recorded in the past three years.

Note: GMAT scores are valid for five years. Even though your score won't change, your percentile ranking may change when compared with a newer pool of applicants. Shifts tend to be gradual over long periods of time.

MEAN TIME

MEAN TIME FOR ALL
TEST TAKERS:

1:56 minutes

Definition

For all GMAT Exam scores recorded in the past three years the mean time to complete a question in the Integrated Reasoning, Verbal, and Quantitative sections is 1:56 minutes.

SUMMARY

- Your GMAT Total score of 620 is higher than 62% of GMAT Exam scores recorded in the past three years.
 - Your Integrated Reasoning score of 5 is higher than 52% of GMAT Exam scores recorded in the past three years.
 - Your Verbal score of 32 is higher than 66% of GMAT Exam scores recorded in the past three years.
 - Your Quantitative score of 44 is higher than 49% of GMAT Exam scores recorded in the past three years.
- Your Quantitative score of 44 and your Verbal score of 32 were used to calculate your GMAT Total score. Especially strong or weak scores on either section significantly impacts the GMAT Total score.

Your GMAT® Enhanced Score Report

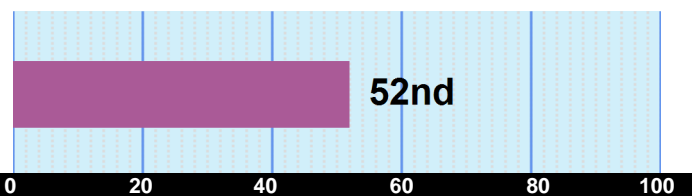
FOR: Danial Agha | GMAT ID: 100002837517 | Calgary, Canada | Dec 30, 2019 | Appt ID: 361929233

This is NOT an official score report

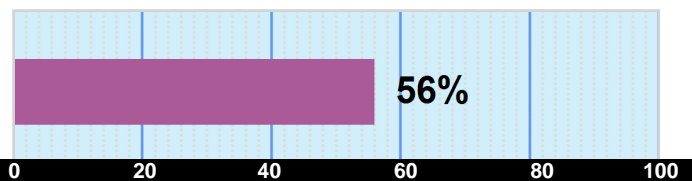
Integrated Reasoning Performance

YOUR OVERALL IR SCORE:

5



PERCENT OF QUESTIONS
YOU ANSWERED
CORRECTLY

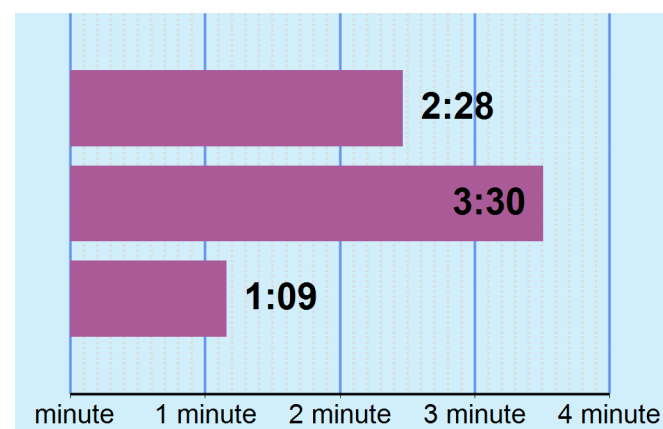


PERCENTILE RANKINGS COMPARE YOUR PERFORMANCE TO 3 YEARS OF GMAT EXAMS

TIME MANAGEMENT - INTEGRATED REASONING

YOUR MEAN RESPONSE TIME PER QUESTION

OVERALL SECTION



CORRECT

INCORRECT

MEAN SCORE

MEAN SCORE:

4.41

(35th percentile)

Definition

The three year mean GMAT Integrated Reasoning score is 4.4. This score is better than 35% of GMAT Exam scores recorded in the past three years.

Note: GMAT scores are valid for five years. Even though your score won't change, your percentile ranking may change when compared with a newer pool of applicants. Shifts tend to be gradual over long periods of time.

MEAN TIME

MEAN TIME FOR ALL
TEST TAKERS:

2:23 minutes

Definition

For all GMAT Exam scores recorded in the past three years the mean time to complete a question in the Integrated Reasoning section is 2:23 minutes.

SUMMARY

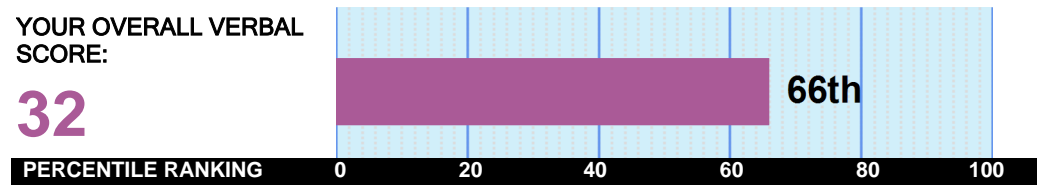
- Your Integrated Reasoning score of 5 is higher than 52% of GMAT Exam scores recorded in the past three years. The mean score for this section is 4.41.
- Lack of familiarity with the format of the four item types may negatively impact performance in this section.
- You completed 12 of the 12 questions in the Integrated Reasoning section.

Your GMAT® Enhanced Score Report

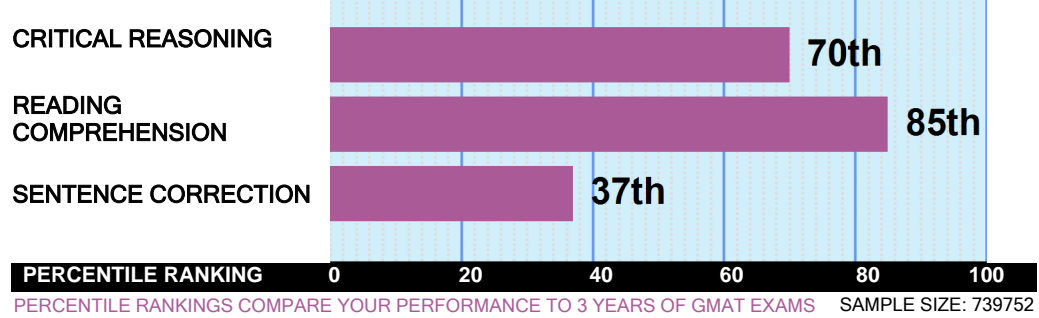
FOR: Danial Agha | GMAT ID: 100002837517 | Calgary, Canada | Dec 30, 2019 | Appt ID: 361929233

This is NOT an official score report

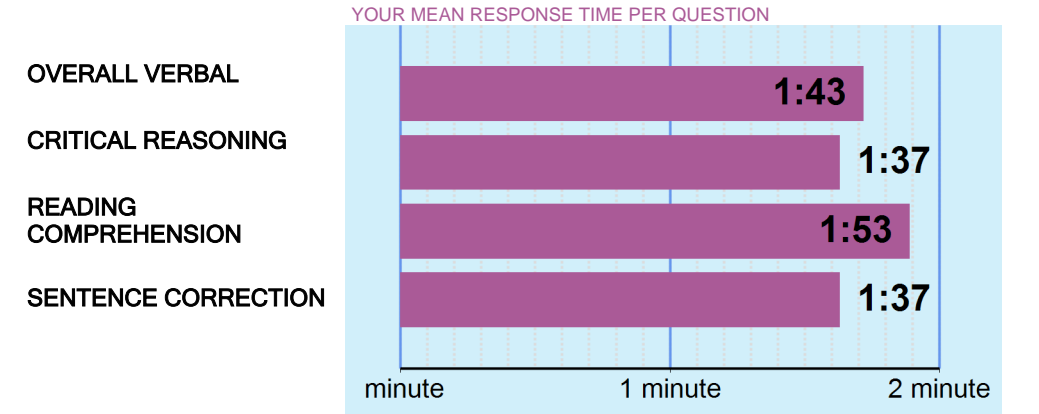
Verbal Section Performance



SUB-SECTION RANKINGS



SUB-SECTION TIME MANAGEMENT



MEAN SCORE

MEAN SCORE:
27.08
(46th percentile)

Definition

The three year mean GMAT Verbal score is 27.1. This score is better than 46% of GMAT Exam scores recorded in the past three years.

Note: GMAT scores are valid for five years. Even though your score won't change, your percentile ranking may change when compared with a newer pool of applicants. Shifts tend to be gradual over long periods of time.

MEAN TIME

MEAN TIME FOR ALL TEST TAKERS:
1:44 minutes

Definition

For all GMAT Exam scores recorded in the past three years the mean time to complete a question in the Verbal section is 1:44 minutes.

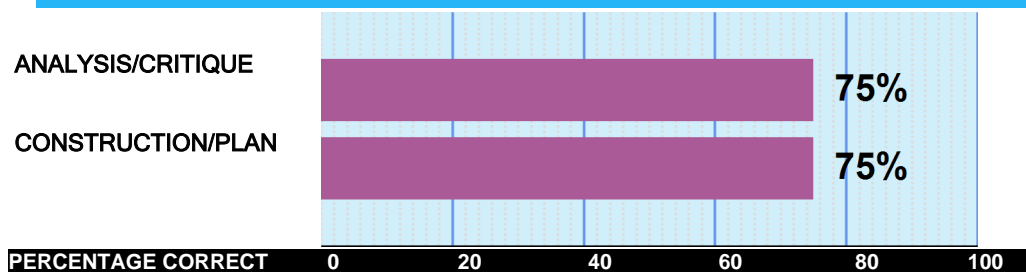
Your GMAT® Enhanced Score Report

FOR: Danial Agha | GMAT ID: 100002837517 | Calgary, Canada | Dec 30, 2019 | Appt ID: 361929233

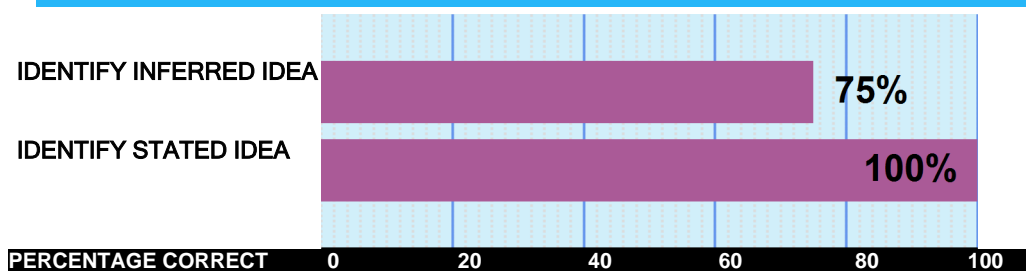
This is NOT an official score report

PERFORMANCE BY FUNDAMENTAL SKILLS

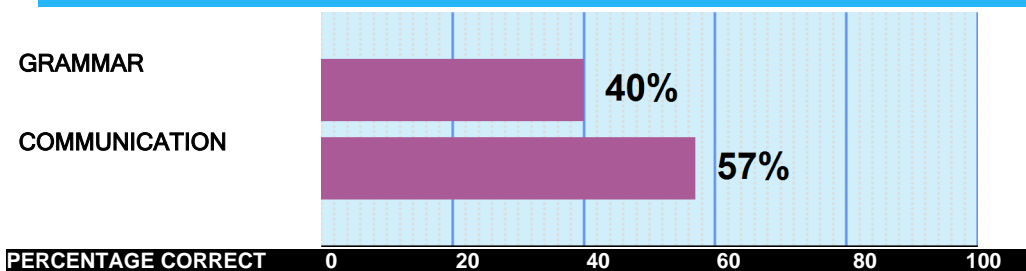
CRITICAL REASONING



READING COMPREHENSION



SENTENCE CORRECTION



Your GMAT® Enhanced Score Report

FOR: Danial Agha | GMAT ID: 100002837517 | Calgary, Canada | Dec 30, 2019 | Appt ID: 361929233

This is NOT an official score report

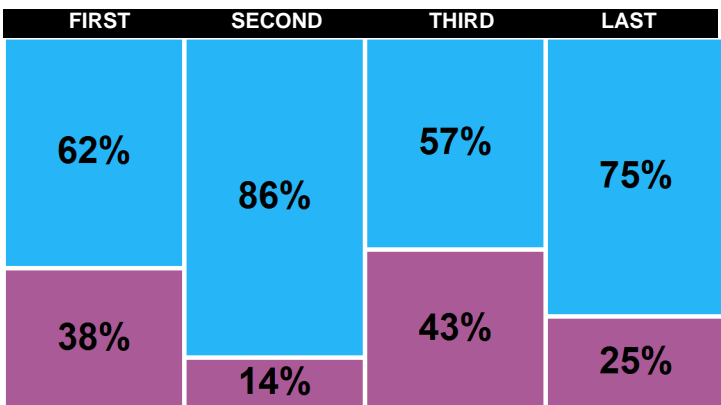
PERCENT CORRECT

YOUR OVERALL VERBAL SCORE:

32

PERCENT OF QUESTIONS ANSWERED CORRECT/INCORRECT

- CORRECT
- INCORRECT

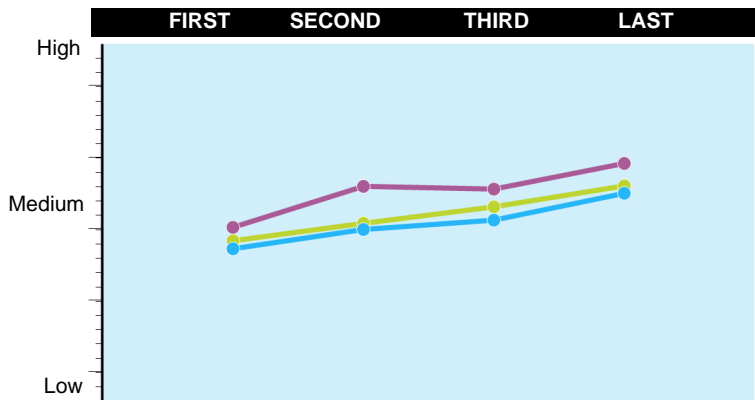


"Each section in this graph represents approximately one quarter of the questions in order of presentation."

AVERAGE DIFFICULTY

AVERAGE DIFFICULTY PER QUESTION

- ALL
- CORRECT
- INCORRECT

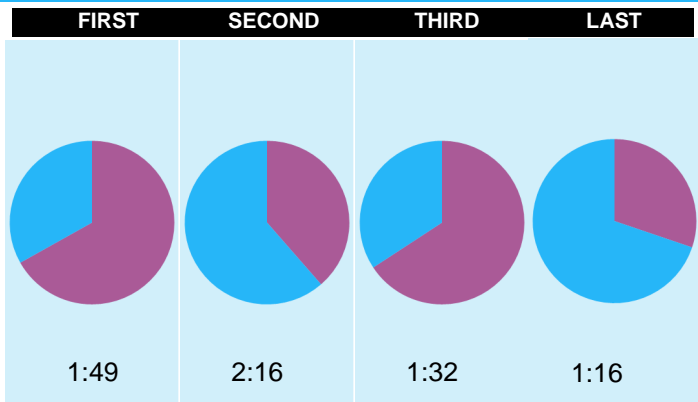


"Each section in this graph represents approximately one quarter of the questions in order of presentation."

PERFORMANCE OVER TIME

AVERAGE TIME PER RESPONSE

- CORRECT
- INCORRECT



"Each section in this graph represents approximately one quarter of the questions in order of presentation."

Your GMAT® Enhanced Score Report

FOR: Danial Agha | GMAT ID: 100002837517 | Calgary, Canada | Dec 30, 2019 | Appt ID: 361929233

This is NOT an official score report

SUMMARY

- Your Verbal score of 32 is higher than 66% of GMAT Exam scores recorded in the past three years. The mean score for this section is 27.08.
- Your performance on Critical Reasoning questions was equivalent to a score of 35, which is better than 70% of GMAT Exam scores recorded in the past three years. The mean score for this sub-section is 27.57.
 - Your performance of 75% on Analysis/Critique questions is considered Above Average.
 - Your performance of 75% on Construction/Plan questions is considered Above Average.
- Your performance on Reading Comprehension questions was equivalent to a score of 40, which is better than 85% of GMAT Exam scores recorded in the past three years. The mean score for this sub-section is 27.24.
 - Your performance of 75% on Identify Inferred Idea questions is considered Above Average.
 - Your performance of 100% on Identify Stated Idea questions is considered Very Strong.
- Your performance on Sentence Correction questions was equivalent to a score of 24, which is better than 37% of GMAT Exam scores recorded in the past three years. The mean score for this sub-section is 27.27.
 - Your performance of 40% on Grammar questions is considered Weak.
 - Your performance of 57% on Communication questions is considered Average.
- You completed 36 questions in the Verbal section.
- You responded correctly to 63% of the first set of questions, 86% of the second set of questions, 57% of the third set of questions and 75% of the final set of questions.
- The average difficulty of questions presented to you in the first set of questions was Medium, the average for the second set of questions was Medium, the average for the third set of questions was Medium and was Medium for the final set of questions.
- The average time it took you to respond to the first set of questions presented was 1:49, the average time for the second set of questions was 2:16, the average time for the third set of questions was 1:32 and 1:16 for the final set of questions.
- Please Note: If you sat for the GMAT exam prior to April 16, 2018 this section contained 41 questions, on or after April 16, 2018 the section consists of 36 questions.

Your GMAT® Enhanced Score Report

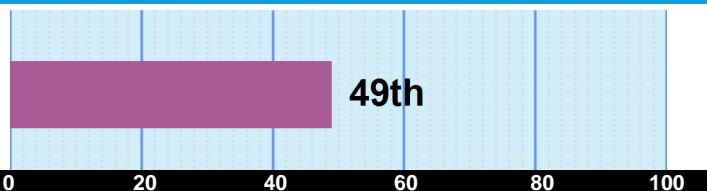
FOR: Danial Agha | GMAT ID: 100002837517 | Calgary, Canada | Dec 30, 2019 | Appt ID: 361929233

This is NOT an official score report

Quantitative Section Performance

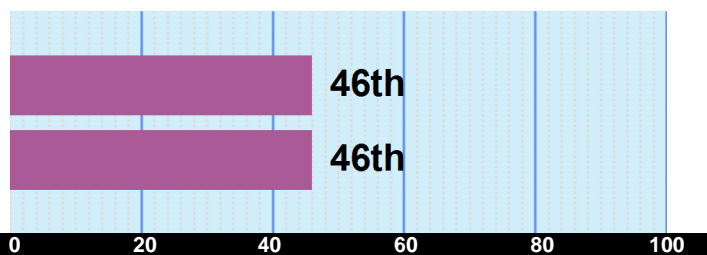
YOUR OVERALL
QUANTITATIVE SCORE:

44



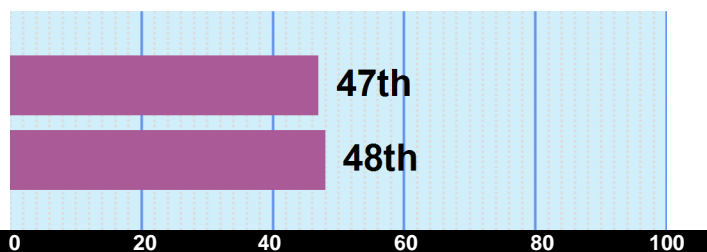
SUB-SECTION RANKINGS

PROBLEM SOLVING



DATA SUFFICIENCY

ARITHMETIC



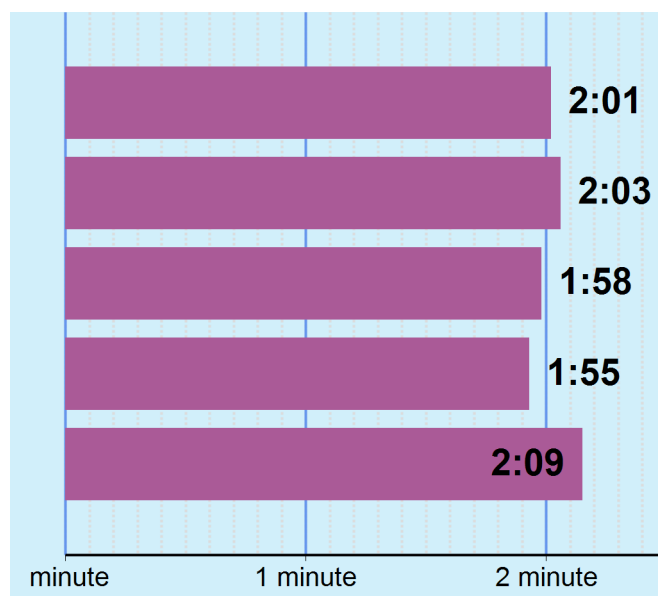
ALGEBRA/GEOMETRY

PERCENTILE RANKINGS COMPARE YOUR PERFORMANCE TO 3 YEARS OF GMAT EXAMS SAMPLE SIZE: 739752

SUB-SECTION TIME MANAGEMENT

YOUR MEAN RESPONSE TIME PER QUESTION

OVERALL QUANTITATIVE



PROBLEM SOLVING

DATA SUFFICIENCY

ARITHMETIC

ALGEBRA/GEOMETRY

MEAN SCORE

MEAN SCORE:

40.20

(38th percentile)

Definition

The three year mean GMAT Quantitative score is 40.2. This score is better than 38% of GMAT Exam scores recorded in the past three years.

Note: GMAT scores are valid for five years. Even though your score won't change, your percentile ranking may change when compared with a newer pool of applicants. Shifts tend to be gradual over long periods of time.

MEAN TIME

MEAN TIME FOR ALL
TEST TAKERS:

1:55 minutes

Definition

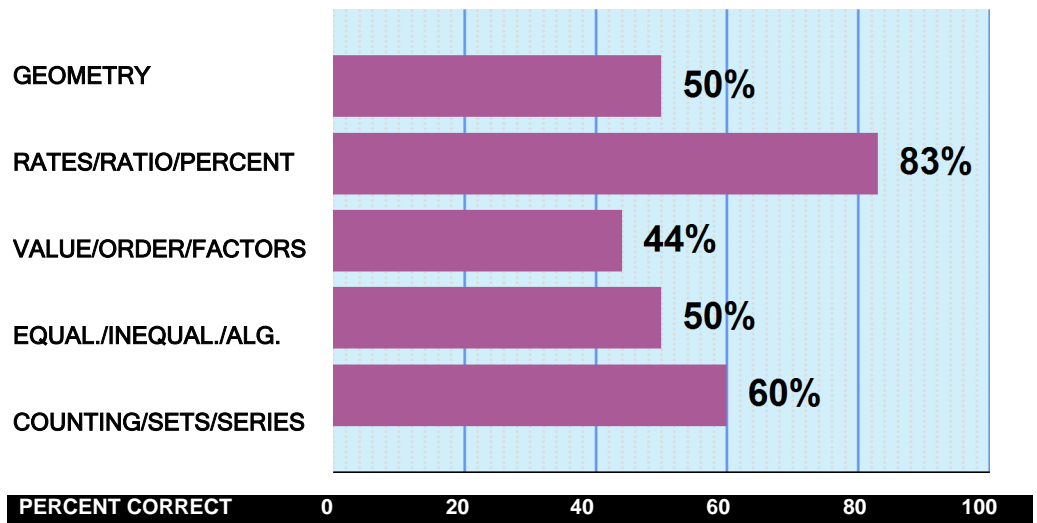
For all GMAT Exam scores recorded in the past three years the mean time to complete a question in the Quantitative sections is 1:55 minutes.

Your GMAT® Enhanced Score Report

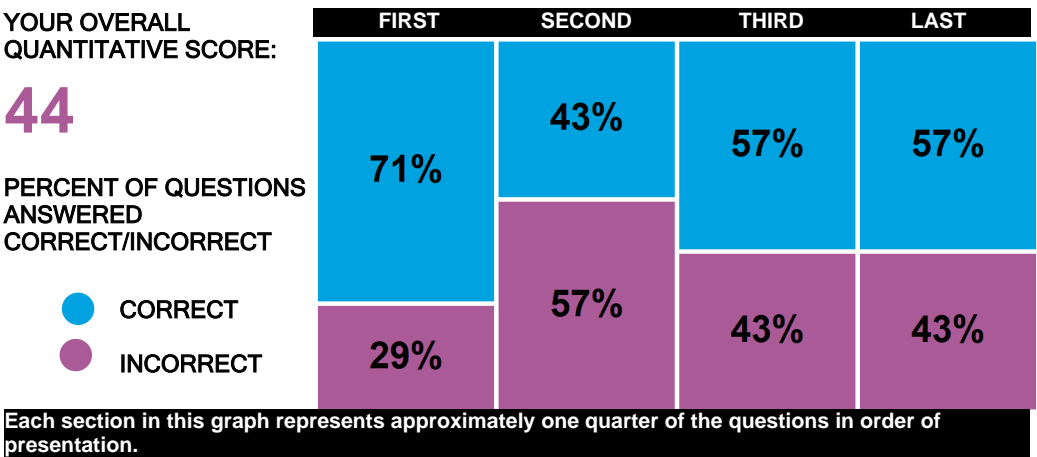
FOR: Danial Agha | GMAT ID: 100002837517 | Calgary, Canada | Dec 30, 2019 | Appt ID: 361929233

This is NOT an official score report

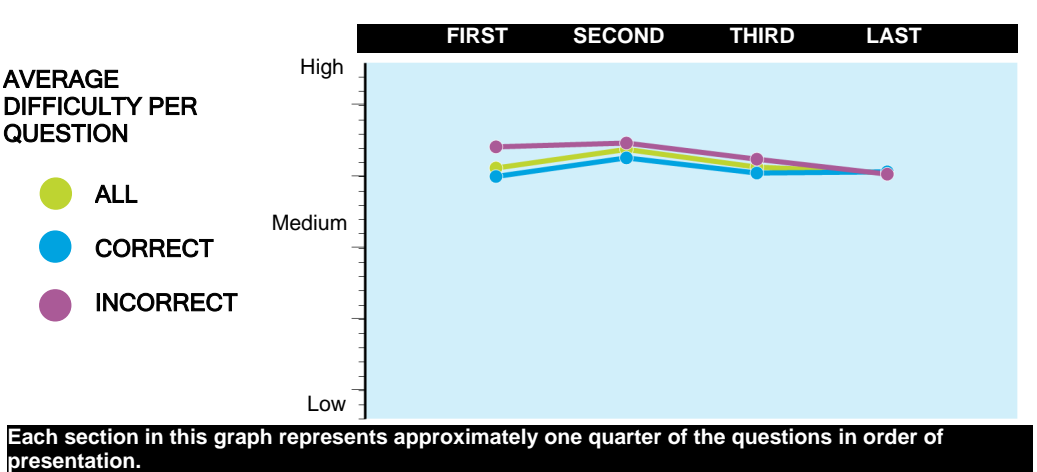
PERFORMANCE BY FUNDAMENTAL SKILLS



PERCENT CORRECT



AVERAGE DIFFICULTY



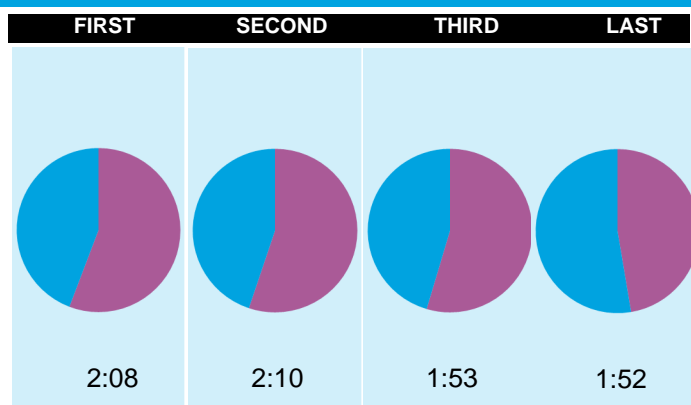
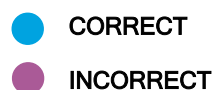
Your GMAT® Enhanced Score Report

FOR: Danial Agha | GMAT ID: 100002837517 | Calgary, Canada | Dec 30, 2019 | Appt ID: 361929233

This is NOT an official score report

TIME MANAGEMENT

AVERAGE TIME PER
RESPONSE



Each section in this graph represents approximately one quarter of the questions in order of presentation.

SUMMARY

- Your Quantitative score of 44 is higher than 49% of GMAT Exam scores recorded in the past three years. The mean score for this section is 40.2.
- Your performance on Problem Solving questions was equivalent to a score of 43. Your score is better than 46% of all sub-section scores recorded in the past three years. The mean for all test takers is 40.2.
- Your performance on Data Sufficiency questions was equivalent to a score of 44. Your score is better than 46% of all sub-section scores recorded in the past three years. The mean for all test takers is 40.17.
- Your performance on Arithmetic questions was equivalent to a score of 44. Your score is better than 47% of all sub-section scores recorded in the past three years. The mean for all test takers is 40.33.
- Your performance on Algebra/Geometry questions was equivalent to a score of 44. Your score is better than 48% of all sub-section scores recorded in the past three years. The mean for all test takers is 40.1.
- Your performance of 50% on Geometry questions is considered Weak.
- Your performance of 83% on Rates/Ratio/Percent questions is considered Strong.
- Your performance of 44% on Value/Order/Factors questions is considered Weak.
- Your performance of 50% on Equal./Inequal./Alg. questions is considered Weak.
- Your performance of 60% on Counting/Sets/Series questions is considered Average.
- You completed 31 questions in the Quantitative section.
- You responded correctly to 71% of the first set of questions, 43% of the second set of questions, 57% of the third set of questions and 57% of the final set of questions..
- The average difficulty of questions presented to you in the first set of questions was Medium High, the average for the second set of questions was Medium High, the average for the third set of questions was Medium High and was Medium High for the final set of questions.
- The average time it took you to respond to the first set of questions presented was 2:08, the average time for the second set of questions was 2:10, the average time for the third set of questions was 1:53 and 1:52 for the final set of questions.
- Please Note: If you sat for the GMAT exam prior to April 16, 2018 this section contained 37 questions, on or after April 16, 2018 the section consists of 31 questions.

Your GMAT® Enhanced Score Report

FOR: Danial Agha | GMAT ID: 100002837517 | Calgary, Canada | Dec 30, 2019 | Appt ID: 361929233

This is NOT an official score report

AWA Section Performance

This report is created before your Analytical Writing Essay is scored and will appear within 24 hours of the exam scores being made official. If the score has been cancelled for any reason, the information will not appear in the Enhanced Score Report.