

July 18th

This is NOT an official score report

Overall GMAT Exam Performance

YOUR GMAT TOTAL SCORE:

690

85th

PERCENTILE RANKING

0 20 40 60 80 100

YOUR IR SCORE:

5

52nd

YOUR VERBAL SCORE:

38

85th

YOUR QUANTITATIVE SCORE:

47

60th

YOUR AWA SCORE:

-

PERCENTILE RANKING

0 20 40 60 80 100

PERCENTILE RANKINGS COMPARE YOUR PERFORMANCE TO 3 YEARS OF GMAT EXAMS SAMPLE SIZE: 739752

TIME MANAGEMENT BY SECTION

YOUR MEAN RESPONSE TIME PER QUESTION

INTEGRATED REASONING

2:34

VERBAL

1:49

QUANTITATIVE

1:56

minute 1 minute 2 minute 3 minute

MEAN SCORE

MEAN SCORE:

563.4

(41st percentile)

Definition

The three year mean GMAT Total score is 563.4. This score is better than 41% of GMAT Exam scores recorded in the past three years.

Note: GMAT scores are valid for five years. Even though your score won't change, your percentile ranking may change when compared with a newer pool of applicants. Shifts tend to be gradual over long periods of time.

MEAN TIME

MEAN TIME FOR ALL TEST TAKERS:

1:56 minutes

Definition

For all GMAT Exam scores recorded in the past three years the mean time to complete a question in the Integrated Reasoning, Verbal, and Quantitative sections is 1:56 minutes.

SUMMARY

- Your GMAT Total score of 690 is higher than 85% of GMAT Exam scores recorded in the past three years.
 - Your Integrated Reasoning score of 5 is higher than 52% of GMAT Exam scores recorded in the past three years.
 - Your Verbal score of 38 is higher than 85% of GMAT Exam scores recorded in the past three years.
 - Your Quantitative score of 47 is higher than 60% of GMAT Exam scores recorded in the past three years.
- Your Quantitative score of 47 and your Verbal score of 38 were used to calculate your GMAT Total score. Especially strong or weak scores on either section significantly impacts the GMAT Total score.

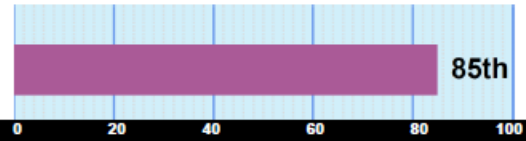
This is NOT an official score report

Verbal Section Performance

YOUR OVERALL VERBAL SCORE:

38

PERCENTILE RANKING



SUB-SECTION RANKINGS

CRITICAL REASONING

74th

READING COMPREHENSION

83rd

SENTENCE CORRECTION

81st

PERCENTILE RANKING



PERCENTILE RANKINGS COMPARE YOUR PERFORMANCE TO 3 YEARS OF GMAT EXAMS SAMPLE SIZE: 739752

SUB-SECTION TIME MANAGEMENT

YOUR MEAN RESPONSE TIME PER QUESTION

OVERALL VERBAL

1:49

CRITICAL REASONING

1:51

READING COMPREHENSION

1:31

SENTENCE CORRECTION

2:04

minute 1 minute 2 minute

MEAN SCORE

MEAN SCORE:

27.08

(46th percentile)

Definition

The three year mean GMAT Verbal score is 27.1. This score is better than 46% of GMAT Exam scores recorded in the past three years.

Note: GMAT scores are valid for five years. Even though your score won't change, your percentile ranking may change when compared with a newer pool of applicants. Shifts tend to be gradual over long periods of time.

MEAN TIME

MEAN TIME FOR ALL TEST TAKERS:

1:44 minutes

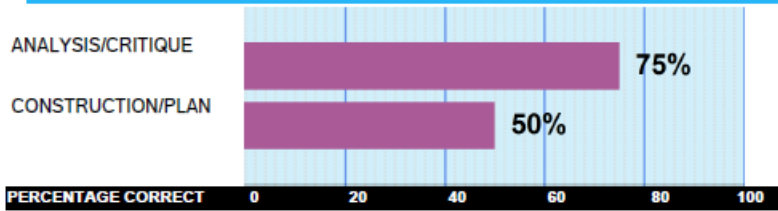
Definition

For all GMAT Exam scores recorded in the past three years the mean time to complete a question in the Verbal section is 1:44 minutes.

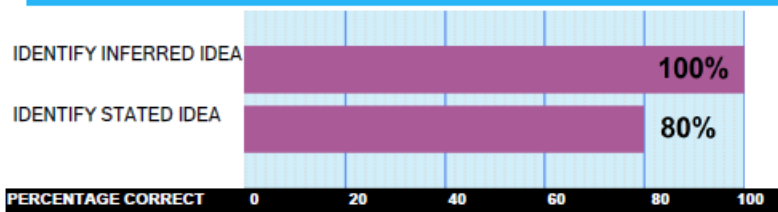
This is NOT an official score report

PERFORMANCE BY FUNDAMENTAL SKILLS

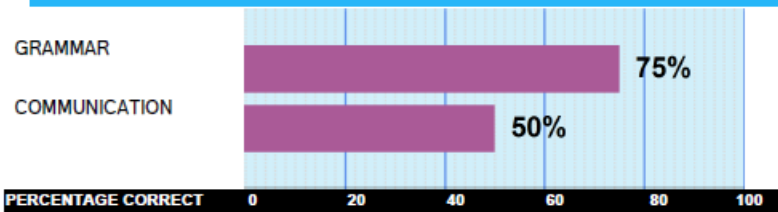
CRITICAL REASONING



READING COMPREHENSION



SENTENCE CORRECTION



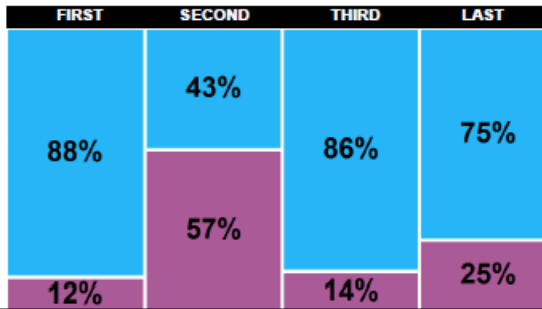
PERCENT CORRECT

YOUR OVERALL VERBAL SCORE:

38

PERCENT OF QUESTIONS ANSWERED CORRECT/INCORRECT

- CORRECT
- INCORRECT

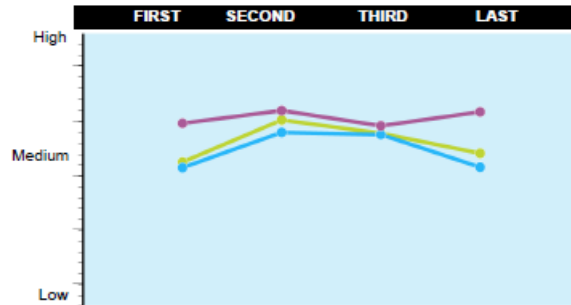


"Each section in this graph represents approximately one quarter of the questions in order of presentation."

AVERAGE DIFFICULTY

AVERAGE DIFFICULTY PER QUESTION

- ALL
- CORRECT
- INCORRECT

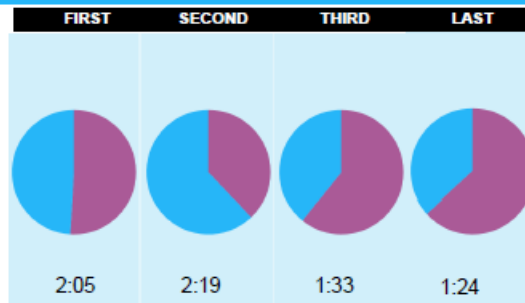


"Each section in this graph represents approximately one quarter of the questions in order of presentation."

PERFORMANCE OVER TIME

AVERAGE TIME PER RESPONSE

- CORRECT
- INCORRECT



"Each section in this graph represents approximately one quarter of the questions in order of presentation."

This is NOT an official score report

SUMMARY

- Your Verbal score of 38 is higher than 85% of GMAT Exam scores recorded in the past three years. The mean score for this section is 27.08.
- Your performance on Critical Reasoning questions was equivalent to a score of 36, which is better than 74% of GMAT Exam scores recorded in the past three years. The mean score for this sub-section is 27.57.
 - Your performance of 75% on Analysis/Critique questions is considered Above Average.
 - Your performance of 50% on Construction/Plan questions is considered Weak.
- Your performance on Reading Comprehension questions was equivalent to a score of 39, which is better than 83% of GMAT Exam scores recorded in the past three years. The mean score for this sub-section is 27.24.
 - Your performance of 100% on Identify Inferred Idea questions is considered Very Strong.
 - Your performance of 80% on Identify Stated Idea questions is considered Above Average.
- Your performance on Sentence Correction questions was equivalent to a score of 38, which is better than 81% of GMAT Exam scores recorded in the past three years. The mean score for this sub-section is 27.27.
 - Your performance of 75% on Grammar questions is considered Above Average.
 - Your performance of 50% on Communication questions is considered Weak.
- You completed 36 questions in the Verbal section.
- You responded correctly to 88% of the first set of questions, 43% of the second set of questions, 86% of the third set of questions and 75% of the final set of questions.
- The average difficulty of questions presented to you in the first set of questions was Medium, the average for the second set of questions was Medium High, the average for the third set of questions was Medium and was Medium for the final set of questions.
- The average time it took you to respond to the first set of questions presented was 2:05, the average time for the second set of questions was 2:19, the average time for the third set of questions was 1:33 and 1:24 for the final set of questions.
- Please Note: If you sat for the GMAT exam prior to April 16, 2018 this section contained 41 questions, on or after April 16, 2018 the section consists of 36 questions.

This is NOT an official score report

Quantitative Section Performance

YOUR OVERALL
QUANTITATIVE SCORE:

47

PERCENTILE RANKING 0 20 40 60 80 100



SUB-SECTION RANKINGS

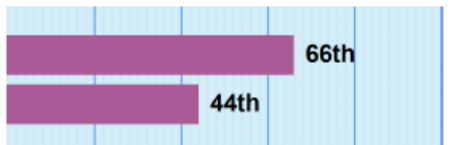
PROBLEM SOLVING

66th

DATA SUFFICIENCY

44th

PERCENTILE RANKING 0 20 40 60 80 100



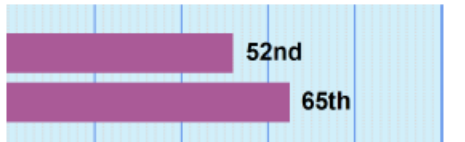
ARITHMETIC

52nd

ALGEBRA/GEOMETRY

65th

PERCENTILE RANKING 0 20 40 60 80 100



PERCENTILE RANKINGS COMPARE YOUR PERFORMANCE TO 3 YEARS OF GMAT EXAMS SAMPLE SIZE: 739752

SUB-SECTION TIME MANAGEMENT

YOUR MEAN RESPONSE TIME PER QUESTION

OVERALL QUANTITATIVE

1:56

PROBLEM SOLVING

2:06

DATA SUFFICIENCY

1:43

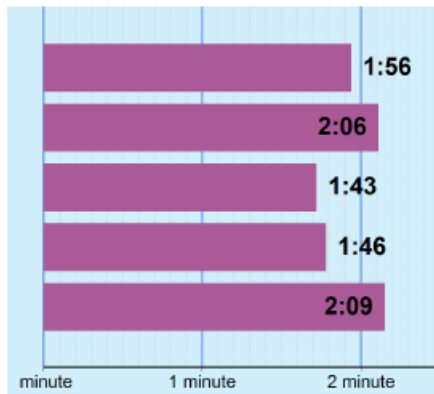
ARITHMETIC

1:46

ALGEBRA/GEOMETRY

2:09

minute 1 minute 2 minute



MEAN SCORE

MEAN SCORE:

40.20

(38th percentile)

Definition

The three year mean GMAT Quantitative score is 40.2. This score is better than 38% of GMAT Exam scores recorded in the past three years.

Note: GMAT scores are valid for five years. Even though your score won't change, your percentile ranking may change when compared with a newer pool of applicants. Shifts tend to be gradual over long periods of time.

MEAN TIME

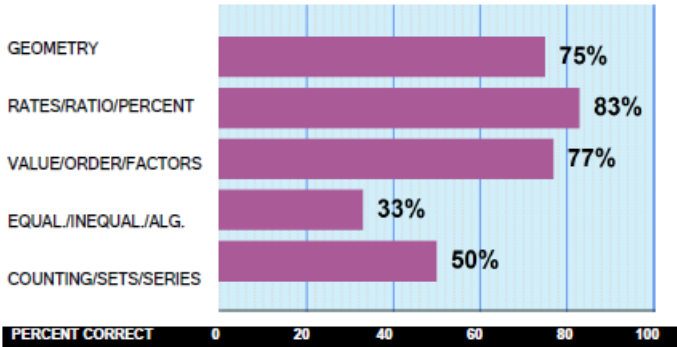
MEAN TIME FOR ALL
TEST TAKERS:

1:55 minutes

Definition

For all GMAT Exam scores recorded in the past three years the mean time to complete a question in the Quantitative sections is 1:55 minutes.

PERFORMANCE BY FUNDAMENTAL SKILLS



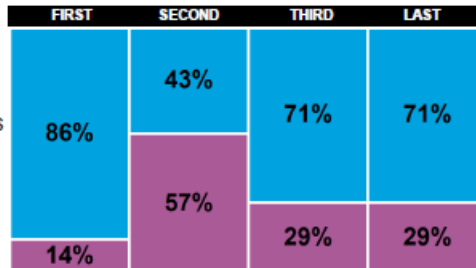
PERCENT CORRECT

YOUR OVERALL QUANTITATIVE SCORE:

47

PERCENT OF QUESTIONS ANSWERED CORRECT/INCORRECT

- CORRECT
- INCORRECT




Each section in this graph represents approximately one quarter of the questions in order of presentation.

AVERAGE DIFFICULTY

AVERAGE DIFFICULTY PER QUESTION

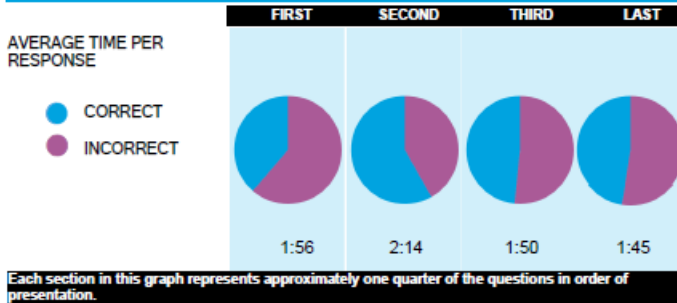
- ALL
- CORRECT
- INCORRECT



Each section in this graph represents approximately one quarter of the questions in order of presentation.

This is NOT an official score report

TIME MANAGEMENT



SUMMARY

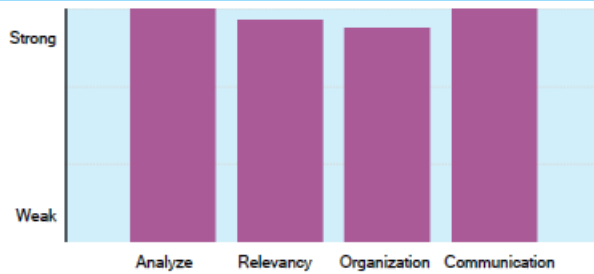
- Your Quantitative score of 47 is higher than 60% of GMAT Exam scores recorded in the past three years. The mean score for this section is 40.2.
- Your performance on Problem Solving questions was equivalent to a score of 48. Your score is better than 66% of all sub-section scores recorded in the past three years. The mean for all test takers is 40.2.
- Your performance on Data Sufficiency questions was equivalent to a score of 43. Your score is better than 44% of all sub-section scores recorded in the past three years. The mean for all test takers is 40.17.
- Your performance on Arithmetic questions was equivalent to a score of 45. Your score is better than 52% of all sub-section scores recorded in the past three years. The mean for all test takers is 40.33.
- Your performance on Algebra/Geometry questions was equivalent to a score of 48. Your score is better than 65% of all sub-section scores recorded in the past three years. The mean for all test takers is 40.1.
- Your performance of 75% on Geometry questions is considered Above Average.
- Your performance of 83% on Rates/Ratio/Percent questions is considered Strong.
- Your performance of 77% on Value/Order/Factors questions is considered Above Average.
- Your performance of 33% on Equal/Inequal/Alg. questions is considered Weak.
- Your performance of 50% on Counting/Sets/Series questions is considered Weak.
- You completed 31 questions in the Quantitative section.
- You responded correctly to 86% of the first set of questions, 43% of the second set of questions, 71% of the third set of questions and 71% of the final set of questions.
- The average difficulty of questions presented to you in the first set of questions was Medium, the average for the second set of questions was Medium High, the average for the third set of questions was Medium High and was Medium High for the final set of questions.
- The average time it took you to respond to the first set of questions presented was 1:56, the average time for the second set of questions was 2:14, the average time for the third set of questions was 1:50 and 1:45 for the final set of questions.
- Please Note: If you sat for the GMAT exam prior to April 16, 2018 this section contained 37 questions, on or after April 16, 2018 the section consists of 31 questions.

This is NOT an official score report

AWA Section Performance

This report is created before your Analytical Writing Essay is scored and will appear within 24 hours of the exam scores being made official. If the score has been cancelled for any reason, the information will not appear in the Enhanced Score Report.

SUB-SECTION RANKINGS



MEAN SCORE

MEAN SCORE:

4.49

(17th percentile)

Definition

The three year mean GMAT Verbal score is 4.5. This score is better than 17% of GMAT Exam scores recorded in the past three years.

Note: GMAT scores are valid for five years. Even though your score won't change, your percentile ranking may change when compared with a newer pool of applicants. Shifts tend to be gradual over long periods of time.

SUMMARY

- ***Please Note:**
 - The AWA Sub-Section Ratings included in the GMAT Enhanced Score Report rely on computer scoring and do not reflect the human input that contributes to your official GMAT score.
- **Analysis**
 - You identified and analyzed important features of the argument with clarity and insight.
- **Relevancy**
 - You clearly and effectively supported the main points of your critique.
- **Organization**
 - You developed ideas cogently, organized them logically and connected them gracefully with clear transitions.
- **Communication**
 - Your essay demonstrated superior control of language and the conventions of standard written English.