

Your GMAT® Enhanced Score Report

This is NOT an official score report

Overall GMAT Exam Performance

YOUR GMAT TOTAL SCORE:

730

96th

PERCENTILE RANKING

0 20 40 60 80 100

YOUR IR SCORE:

8

91st

YOUR VERBAL SCORE:

39

89th

YOUR QUANTITATIVE SCORE:

49

74th

YOUR AWA SCORE:

6

88th

PERCENTILE RANKING

0 20 40 60 80 100

PERCENTILE RANKINGS COMPARE YOUR PERFORMANCE TO 3 YEARS OF GMAT EXAMS SAMPLE SIZE: 695794

TIME MANAGEMENT BY SECTION

YOUR MEAN RESPONSE TIME PER QUESTION

INTEGRATED REASONING

1:56

VERBAL

1:45

QUANTITATIVE

1:54

minute 1 minute 2 minute

MEAN SCORE

MEAN SCORE:

564.8

(41st percentile)

Definition

The three year mean GMAT Total score is 564.8. This score is better than 41% of GMAT Exam scores recorded in the past three years.

Note: GMAT scores are valid for five years. Even though your score won't change, your percentile ranking may change when compared with a newer pool of applicants. Shifts tend to be gradual over long periods of time.

MEAN TIME

MEAN TIME FOR ALL TEST TAKERS:

1:54 minutes

Definition

For all GMAT Exam scores recorded in the past three years the mean time to complete a question in the Integrated Reasoning, Verbal, and Quantitative sections is 1:54 minutes.

SUMMARY

- Your GMAT Total score of 730 is higher than 96% of GMAT Exam scores recorded in the past three years.
 - Your Integrated Reasoning score of 8 is higher than 91% of GMAT Exam scores recorded in the past three years.
 - Your Verbal score of 39 is higher than 89% of GMAT Exam scores recorded in the past three years.
 - Your Quantitative score of 49 is higher than 74% of GMAT Exam scores recorded in the past three years.
- Your Quantitative score of 49 and your Verbal score of 39 were used to calculate your GMAT Total score. Especially strong or weak scores on either section significantly impacts the GMAT Total score.

Your GMAT® Enhanced Score Report

This is NOT an official score report

Integrated Reasoning Performance

YOUR OVERALL IR SCORE:

8

91st

PERCENTILE RANKING 0 20 40 60 80 100

PERCENT OF QUESTIONS
YOU ANSWERED
CORRECTLY

100%

PERCENTILE RANKING 0 20 40 60 80 100

PERCENTILE RANKINGS COMPARE YOUR PERFORMANCE TO 3 YEARS OF GMAT EXAMS

TIME MANAGEMENT - INTEGRATED REASONING

YOUR MEAN RESPONSE TIME PER QUESTION

OVERALL SECTION

1:56

CORRECT

1:56

INCORRECT

0:00

minute 1 minute 2 minute

MEAN SCORE

MEAN SCORE:

4.51

(33rd percentile)

Definition

The three year mean GMAT Integrated Reasoning score is 4.5. This score is better than 33% of GMAT Exam scores recorded in the past three years.

Note: GMAT scores are valid for five years. Even though your score won't change, your percentile ranking may change when compared with a newer pool of applicants. Shifts tend to be gradual over long periods of time.

MEAN TIME

MEAN TIME FOR ALL
TEST TAKERS:

2:21 minutes

Definition

For all GMAT Exam scores recorded in the past three years the mean time to complete a question in the Integrated Reasoning section is 2:21 minutes.

SUMMARY

- Your Integrated Reasoning score of 8 is higher than 91% of GMAT Exam scores recorded in the past three years. The mean score for this section is 4.51.
- Lack of familiarity with the format of the four item types may negatively impact performance in this section.
- You completed 12 of the 12 questions in the Integrated Reasoning section.

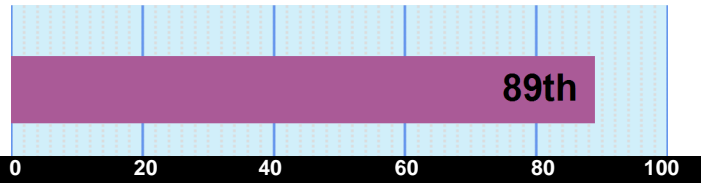
Your GMAT® Enhanced Score Report

This is NOT an official score report

Verbal Section Performance

YOUR OVERALL VERBAL SCORE:

39



MEAN SCORE

MEAN SCORE:

27.11

(46th percentile)

Definition

The three year mean GMAT Verbal score is 27.1. This score is better than 46% of GMAT Exam scores recorded in the past three years.

Note: GMAT scores are valid for five years. Even though your score won't change, your percentile ranking may change when compared with a newer pool of applicants. Shifts tend to be gradual over long periods of time.

SUB-SECTION RANKINGS

CRITICAL REASONING

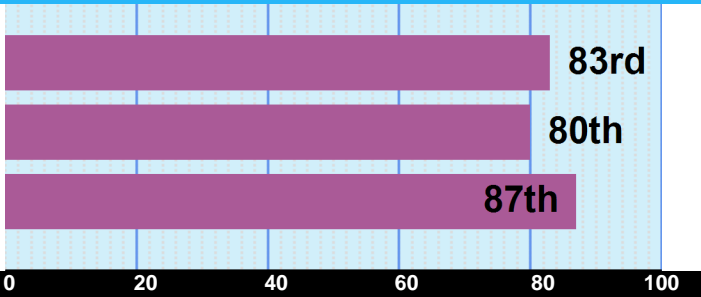
83rd

READING COMPREHENSION

80th

SENTENCE CORRECTION

87th



SUB-SECTION TIME MANAGEMENT

YOUR MEAN RESPONSE TIME PER QUESTION

OVERALL VERBAL

1:45

CRITICAL REASONING

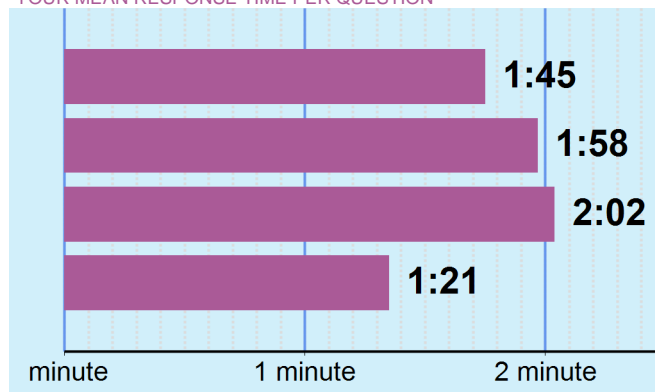
1:58

READING COMPREHENSION

2:02

SENTENCE CORRECTION

1:21



MEAN TIME

MEAN TIME FOR ALL TEST TAKERS:

1:44 minutes

Definition

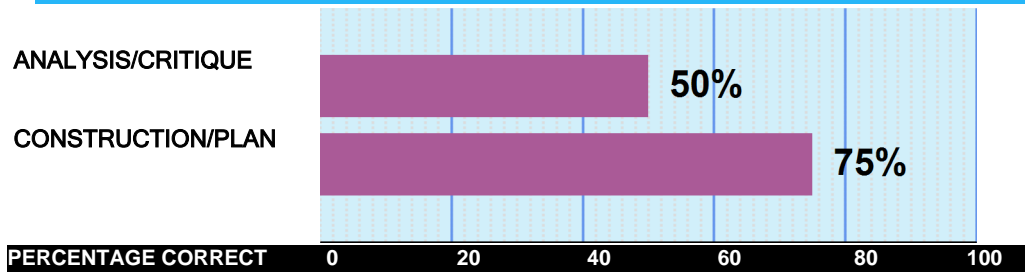
For all GMAT Exam scores recorded in the past three years the mean time to complete a question in the Verbal section is 1:44 minutes.

Your GMAT® Enhanced Score Report

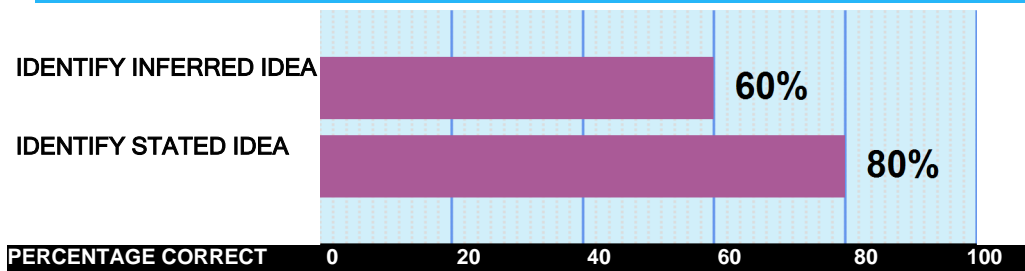
This is NOT an official score report

PERFORMANCE BY FUNDAMENTAL SKILLS

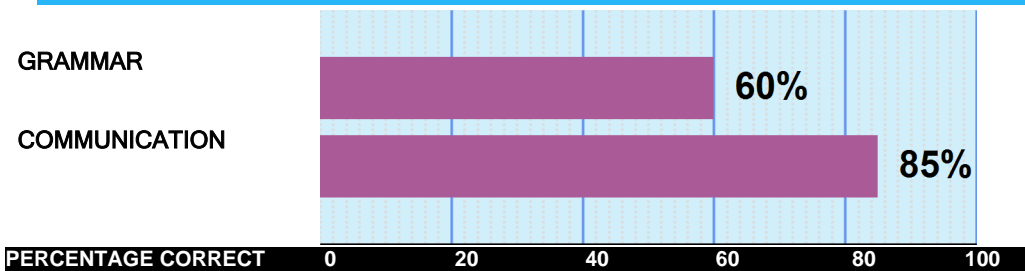
CRITICAL REASONING



READING COMPREHENSION



SENTENCE CORRECTION



Your GMAT® Enhanced Score Report

This is NOT an official score report

PERCENT CORRECT

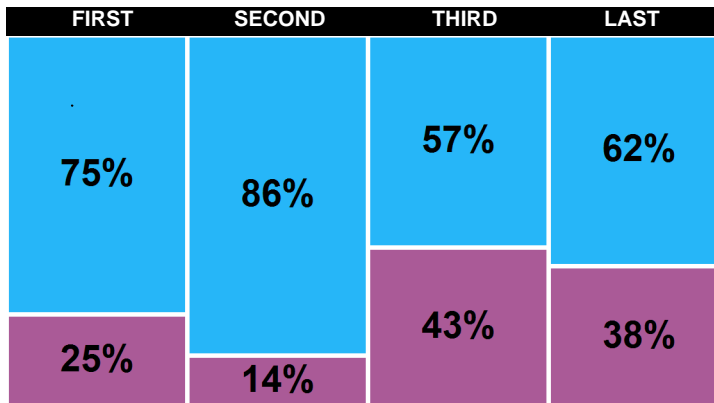
YOUR OVERALL VERBAL SCORE:

39

PERCENT OF QUESTIONS ANSWERED CORRECT/INCORRECT

● CORRECT

● INCORRECT



"Each section in this graph represents approximately one quarter of the questions in order of presentation."

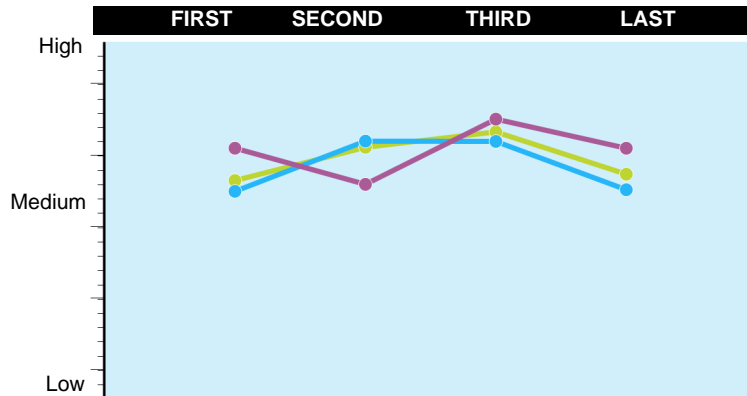
AVERAGE DIFFICULTY

AVERAGE DIFFICULTY PER QUESTION

● ALL

● CORRECT

● INCORRECT



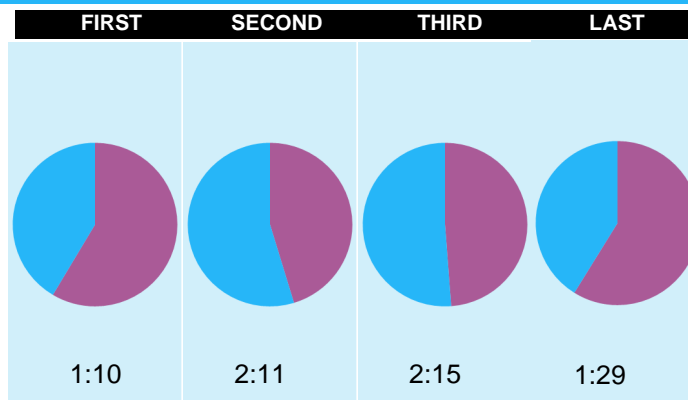
"Each section in this graph represents approximately one quarter of the questions in order of presentation."

PERFORMANCE OVER TIME

AVERAGE TIME PER RESPONSE

● CORRECT

● INCORRECT



"Each section in this graph represents approximately one quarter of the questions in order of presentation."

Your GMAT® Enhanced Score Report

This is NOT an official score report

SUMMARY

- Your Verbal score of 39 is higher than 89% of GMAT Exam scores recorded in the past three years. The mean score for this section is 27.11.
- Your performance on Critical Reasoning questions was equivalent to a score of 39, which is better than 83% of GMAT Exam scores recorded in the past three years. The mean score for this sub-section is 27.59.
 - Your performance of 50% on Analysis/Critique questions is considered Weak.
 - Your performance of 75% on Construction/Plan questions is considered Above Average.
- Your performance on Reading Comprehension questions was equivalent to a score of 38, which is better than 80% of GMAT Exam scores recorded in the past three years. The mean score for this sub-section is 27.17.
 - Your performance of 60% on Identify Inferred Idea questions is considered Average.
 - Your performance of 80% on Identify Stated Idea questions is considered Above Average.
- Your performance on Sentence Correction questions was equivalent to a score of 40, which is better than 87% of GMAT Exam scores recorded in the past three years. The mean score for this sub-section is 27.34.
 - Your performance of 60% on Grammar questions is considered Average.
 - Your performance of 85% on Communication questions is considered Strong.
- You completed 36 questions in the Verbal section.
- You responded correctly to 75% of the first set of questions, 86% of the second set of questions, 57% of the third set of questions and 63% of the final set of questions.
- The average difficulty of questions presented to you in the first set of questions was Medium, the average for the second set of questions was Medium High, the average for the third set of questions was Medium High and was Medium for the final set of questions.
- The average time it took you to respond to the first set of questions presented was 1:10, the average time for the second set of questions was 2:11, the average time for the third set of questions was 2:15 and 1:29 for the final set of questions.
- Please Note: If you sat for the GMAT exam prior to April 16, 2018 this section contained 41 questions, on or after April 16, 2018 the section consists of 36 questions.

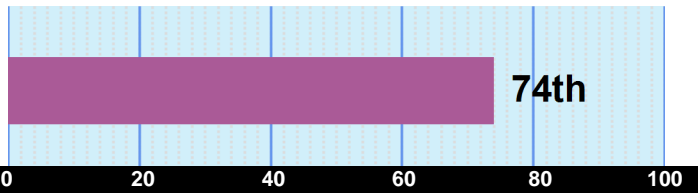
Your GMAT® Enhanced Score Report

This is NOT an official score report

Quantitative Section Performance

YOUR OVERALL
QUANTITATIVE SCORE:

49



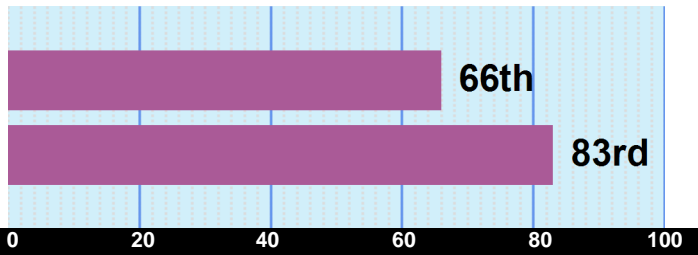
SUB-SECTION RANKINGS

PROBLEM SOLVING

66th

DATA SUFFICIENCY

83rd

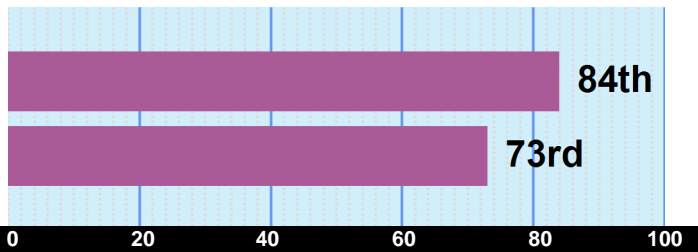


ARITHMETIC

84th

ALGEBRA/GEOMETRY

73rd



PERCENTILE RANKINGS COMPARE YOUR PERFORMANCE TO 3 YEARS OF GMAT EXAMS SAMPLE SIZE: 695794

SUB-SECTION TIME MANAGEMENT

YOUR MEAN RESPONSE TIME PER QUESTION

OVERALL QUANTITATIVE

1:54

PROBLEM SOLVING

1:51

DATA SUFFICIENCY

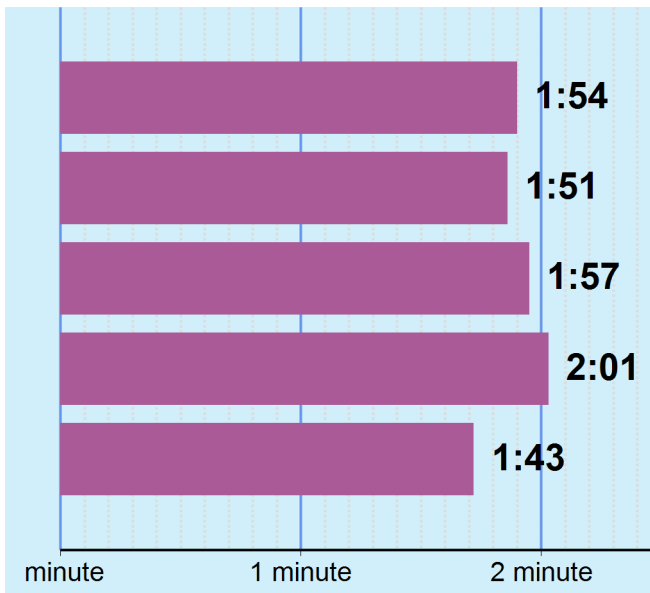
1:57

ARITHMETIC

2:01

ALGEBRA/GEOMETRY

1:43



MEAN SCORE

MEAN SCORE:

40.38

(36th percentile)

Definition

The three year mean GMAT Quantitative score is 40.4. This score is better than 36% of GMAT Exam scores recorded in the past three years.

Note: GMAT scores are valid for five years. Even though your score won't change, your percentile ranking may change when compared with a newer pool of applicants. Shifts tend to be gradual over long periods of time.

MEAN TIME

MEAN TIME FOR ALL
TEST TAKERS:

1:56 minutes

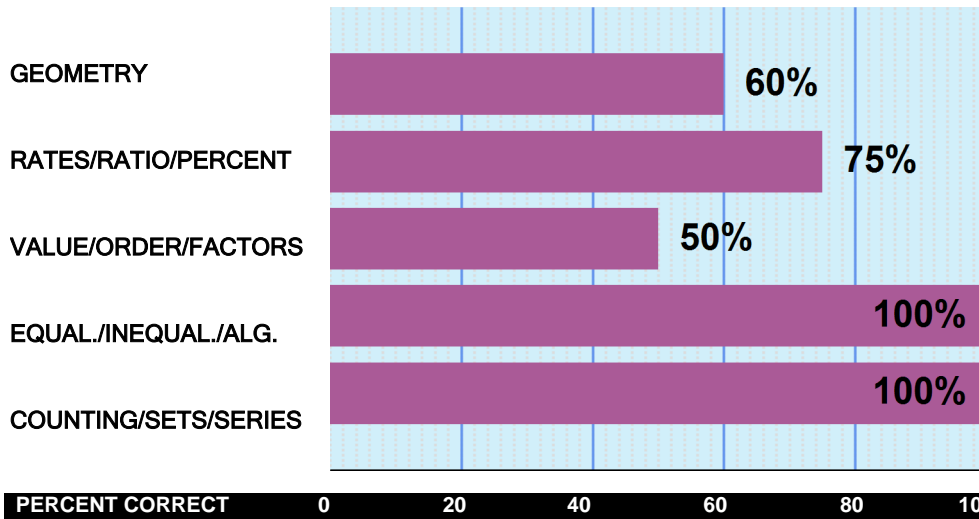
Definition

For all GMAT Exam scores recorded in the past three years the mean time to complete a question in the Quantitative sections is 1:56 minutes.

Your GMAT® Enhanced Score Report

This is NOT an official score report

PERFORMANCE BY FUNDAMENTAL SKILLS



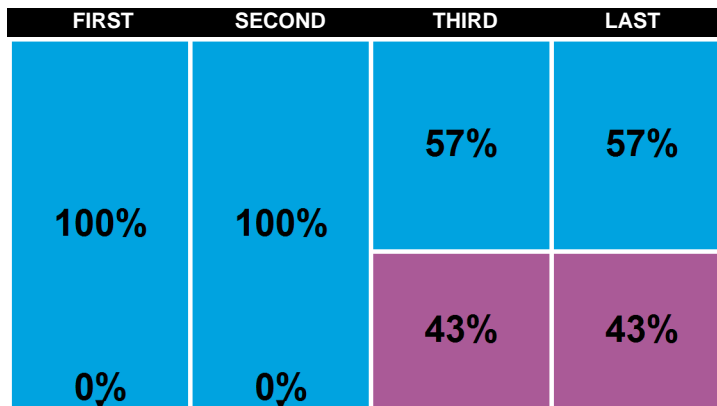
PERCENT CORRECT

YOUR OVERALL QUANTITATIVE SCORE:

49

PERCENT OF QUESTIONS ANSWERED CORRECT/INCORRECT

- CORRECT
- INCORRECT




Each section in this graph represents approximately one quarter of the questions in order of presentation.

AVERAGE DIFFICULTY

AVERAGE DIFFICULTY PER QUESTION

- ALL
- CORRECT
- INCORRECT



Each section in this graph represents approximately one quarter of the questions in order of presentation.

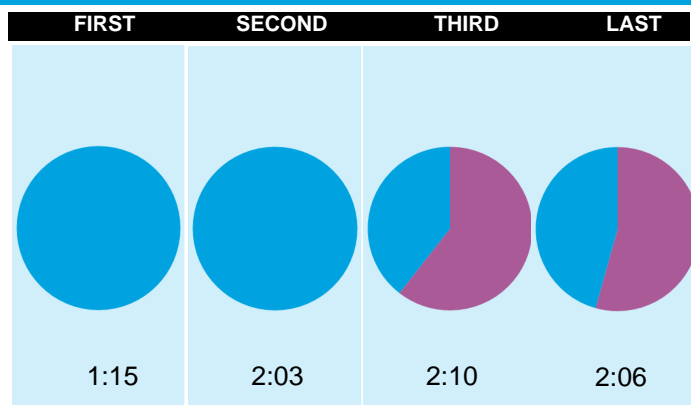
Your GMAT® Enhanced Score Report

This is NOT an official score report

TIME MANAGEMENT

AVERAGE TIME PER RESPONSE

- CORRECT
- INCORRECT



Each section in this graph represents approximately one quarter of the questions in order of presentation.

SUMMARY

- Your Quantitative score of 49 is higher than 74% of GMAT Exam scores recorded in the past three years. The mean score for this section is 40.38.
- Your performance on Problem Solving questions was equivalent to a score of 48. Your score is better than 66% of all sub-section scores recorded in the past three years. The mean for all test takers is 40.39.
- Your performance on Data Sufficiency questions was equivalent to a score of 50. Your score is better than 83% of all sub-section scores recorded in the past three years. The mean for all test takers is 40.32.
- Your performance on Arithmetic questions was equivalent to a score of 50. Your score is better than 84% of all sub-section scores recorded in the past three years. The mean for all test takers is 40.55.
- Your performance on Algebra/Geometry questions was equivalent to a score of 49. Your score is better than 73% of all sub-section scores recorded in the past three years. The mean for all test takers is 40.23.
- Your performance of 60% on Geometry questions is considered Average.
- Your performance of 75% on Rates/Ratio/Percent questions is considered Above Average.
- Your performance of 50% on Value/Order/Factors questions is considered Weak.
- Your performance of 100% on Equal./Inequal./Alg. questions is considered Very Strong.
- Your performance of 100% on Counting/Sets/Series questions is considered Very Strong.
- You completed 31 questions in the Quantitative section.
- You responded correctly to 100% of the first set of questions, 100% of the second set of questions, 57% of the third set of questions and 57% of the final set of questions..
- The average difficulty of questions presented to you in the first set of questions was Medium, the average for the second set of questions was Medium High, the average for the third set of questions was Medium High and was Medium High for the final set of questions.
- The average time it took you to respond to the first set of questions presented was 1:15, the average time for the second set of questions was 2:03, the average time for the third set of questions was 2:10 and 2:06 for the final set of questions.
- Please Note: If you sat for the GMAT exam prior to April 16, 2018 this section contained 37 questions, on or after April 16, 2018 the section consists of 31 questions.


Your GMAT® Enhanced Score Report

This is NOT an official score report

AWA Section Performance

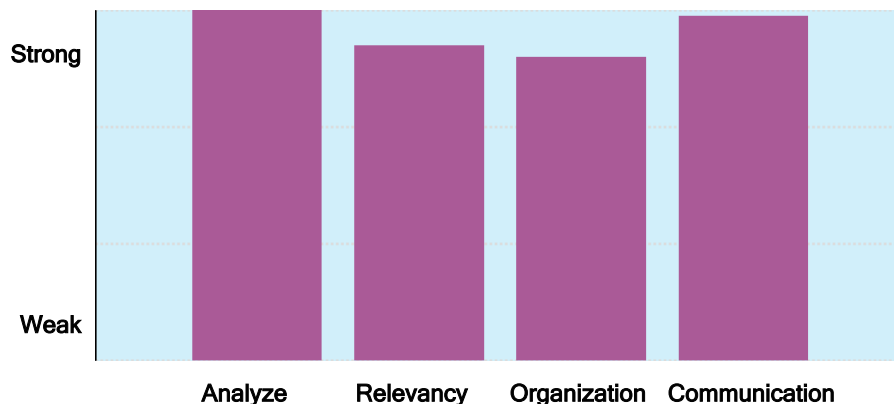
YOUR OVERALL AWA SCORE:

6



PERCENTILE RANKING 0 20 40 60 80 100

SUB-SECTION RANKINGS



MEAN SCORE

MEAN SCORE:

4.45

(18th percentile)

Definition

The three year mean GMAT Verbal score is 4.4. This score is better than 18% of GMAT Exam scores recorded in the past three years.

Note: GMAT scores are valid for five years. Even though your score won't change, your percentile ranking may change when compared with a newer pool of applicants. Shifts tend to be gradual over long periods of time.

SUMMARY

- *Please Note:
 - The AWA Sub-Section Ratings included in the GMAT Enhanced Score Report rely on computer scoring and do not reflect the human input that contributes to your official GMAT score.
- Analysis
 - You identified and analyzed important features of the argument with clarity and insight.
- Relevancy
 - You effectively supported the main points of your critique.
- Organization
 - You developed, organized and effectively transitioned between ideas.
- Communication
 - Your essay demonstrated superior control of language and the conventions of standard written English.