



MAC SECURE BROWSER: INSTALLATION MANUAL

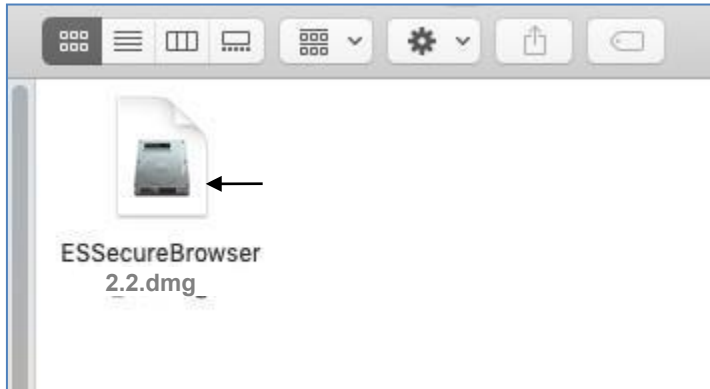
CONTENTS

1. Installing the Mac Secure Browser.....	3
2. Security and Privacy policy for MAC OS - OPTIONAL.....	5
3. Supported MAC OS and Browser Compatibility	7

1. Installing the Mac Secure Browser

Follow the steps below to install Secure Browser:

1. Download the Secure Browser package in your MAC machine.



2. To begin the installation of the Secure Browser, Double-click on SsecureBrowser_2.2.dmg file to install in your machine.




3. Drag and drop the SecureBrowser icon to the right side to the Application folder

Now the Secure Browser is installed in your machine.

4. To confirm the secure browser is installed in the machine, click Go to select Applications.



5. Click Applications to view the following screen.



You can now see that SecureBrowser is installed.

NOTE: Do not launch the browser on its own. On the day of your examination the Secure browser will launch automatically when you start your exam.

2. Security and Privacy policy for MAC OS - OPTIONAL

Follow the steps below to unlock security and privacy policies to install Secure Browser

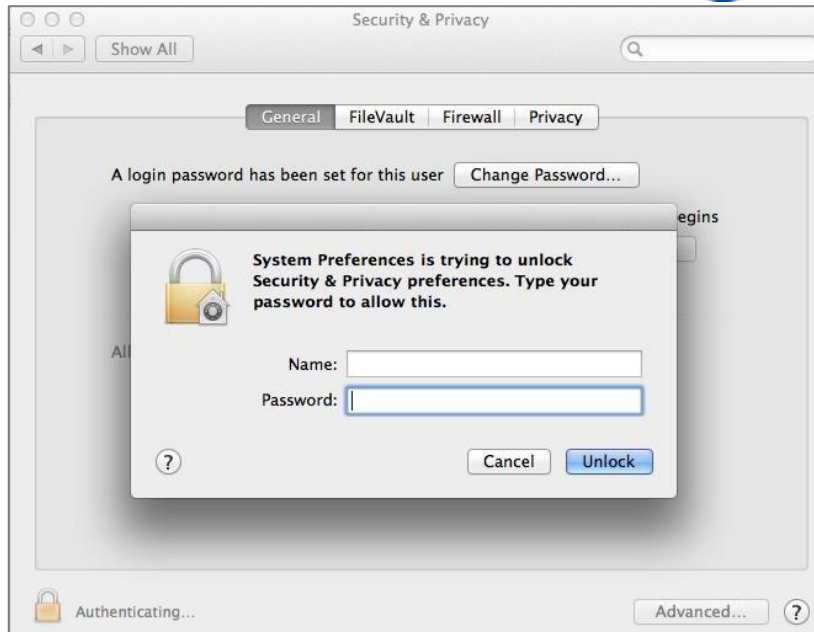
1. Click on the Apple menu on the top left corner.
2. Open System Preferences.



3. Open Security & Privacy.



4. Under General tab click on "Click the lock to make changes"



5. Enter the User Name and Password, these are system login credentials
6. Click on Unlock. The name appears by default.



7. Select "Anywhere" / "Mac App Store and identified developers" (since this is not signed app)
8. Move the Secure Browser app from the local folder to the Applications folder.

3. Supported MAC OS and Browser Compatibility

MAC OS	Browser
MAC OS Mojave Version 10.14.2 Mac mini (Late 2014)	Google Chrome 75.0.3770.142 Safari 12.0.2 Firefox 69.0
MAC OS Mojave Version 10.14.3 Mac mini (Late 2014)	Google Chrome 75.0.3770.142 Safari 12.0.2 Firefox 69.0
MAC OS Mojave Version 10.14.4 Mac mini (Late 2014)	Google Chrome 75.0.3770.142 Safari 12.1 Firefox 69.0
MAC OS Mojave Version 10.14.5 Mac mini (Late 2014)	Google Chrome 75.0.3770.142 Safari 12.1 Firefox 69.0
MAC OS Mojave Version 10.14.6 Mac mini (Late 2014)	Google Chrome 75.0.3770.142 Safari 12.1.2 Firefox 69.0
MAC Book Pro – MAC OS High Sierra Version 10.13.6	Google Chrome 75.0.3770.142 Safari 12.0 Firefox 69.0
MAC Book Pro –MAC OS Mojave Version 10.14.5	Google Chrome 75.0.3770.142 Safari 12.0 Firefox 69.0

<p>MAC Book Air – MAC OS Mojave Version 10.14.4</p>	<p>Google Chrome 75.0.3770.142 Safari 12.1.2 Firefox 69.0</p>
<p>MAC Book Air – MAC OS Mojave Version 10.14.5</p>	<p>Google Chrome 75.0.3770.142 Safari 12.1.2 Firefox 69.0</p>
<p>MAC mini (Late 2014) Version 10.15.1 Catalina</p>	<p>Google Chrome 75.0.3770.142 Safari 12.1.2 Firefox 69.0</p>
<p>MAC Book Pro (Retina, 13 inch, Late2012) Version 10.15.1 Catalina</p>	<p>Google Chrome 75.0.3770.142 Safari 12.1.2 Firefox 69.0</p>