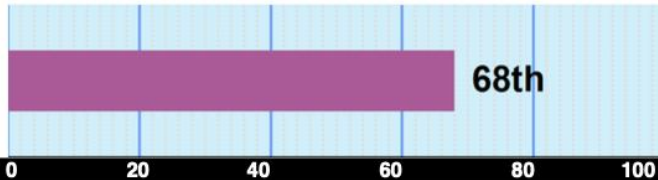


This is NOT an official score report

Overall GMAT Exam Performance

YOUR GMAT TOTAL SCORE:

640



PERCENTILE RANKING

YOUR IR SCORE:

5

YOUR VERBAL SCORE:

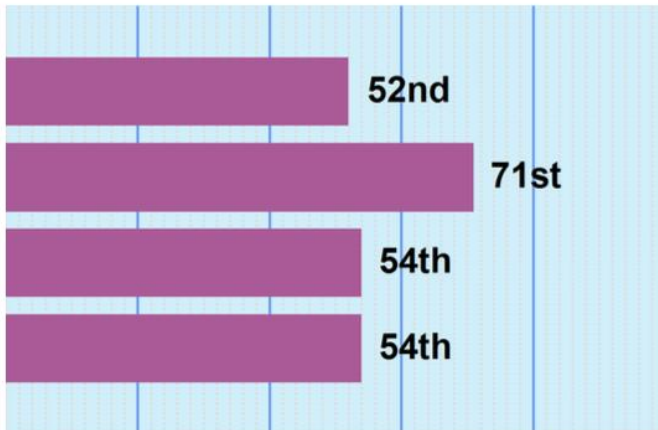
34

YOUR QUANTITATIVE SCORE:

45

YOUR AWA SCORE:

5



PERCENTILE RANKING

PERCENTILE RANKINGS COMPARE YOUR PERFORMANCE TO 3 YEARS OF GMAT EXAMS SAMPLE SIZE: 739752

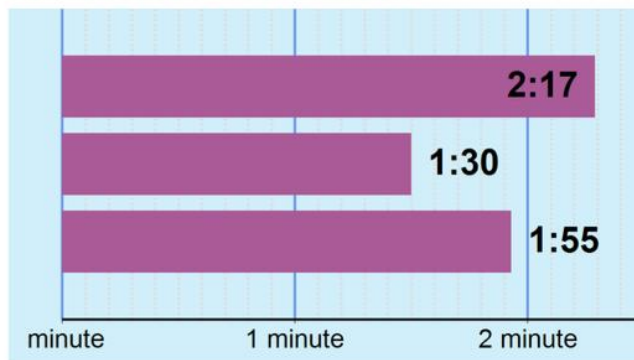
TIME MANAGEMENT BY SECTION

YOUR MEAN RESPONSE TIME PER QUESTION

INTEGRATED REASONING

VERBAL

QUANTITATIVE



MEAN SCORE

MEAN SCORE:

563.4

(41st percentile)

Definition

The three year mean GMAT Total score is 563.4. This score is better than 41% of GMAT Exam scores recorded in the past three years.

Note: GMAT scores are valid for five years. Even though your score won't change, your percentile ranking may change when compared with a newer pool of applicants. Shifts tend to be gradual over long periods of time.

MEAN TIME

MEAN TIME FOR ALL TEST TAKERS:

1:56 minutes

Definition

For all GMAT Exam scores recorded in the past three years the mean time to complete a question in the Integrated Reasoning, Verbal, and Quantitative sections is 1:56 minutes.

SUMMARY

- Your GMAT Total score of 640 is higher than 68% of GMAT Exam scores recorded in the past three years.
 - Your Integrated Reasoning score of 5 is higher than 52% of GMAT Exam scores recorded in the past three years.
 - Your Verbal score of 34 is higher than 71% of GMAT Exam scores recorded in the past three years.
 - Your Quantitative score of 45 is higher than 54% of GMAT Exam scores recorded in the past three years.
- Your Quantitative score of 45 and your Verbal score of 34 were used to calculate your GMAT Total score. Especially strong or weak scores on either section significantly impacts the GMAT Total score.

This is NOT an official score report

Verbal Section Performance

YOUR OVERALL VERBAL SCORE:

34

PERCENTILE RANKING

0 20 40 60 80 100

71st

SUB-SECTION RANKINGS

CRITICAL REASONING

49th

READING COMPREHENSION

80th

SENTENCE CORRECTION

72nd

PERCENTILE RANKING

0 20 40 60 80 100

PERCENTILE RANKINGS COMPARE YOUR PERFORMANCE TO 3 YEARS OF GMAT EXAMS SAMPLE SIZE: 739752

SUB-SECTION TIME MANAGEMENT

YOUR MEAN RESPONSE TIME PER QUESTION

OVERALL VERBAL

1:30

CRITICAL REASONING

1:42

READING COMPREHENSION

1:36

SENTENCE CORRECTION

1:17

minute 1 minute 2 minute

MEAN SCORE

MEAN SCORE:

27.08

(46th percentile)

Definition

The three year mean GMAT Verbal score is 27.1. This score is better than 46% of GMAT Exam scores recorded in the past three years.

Note: GMAT scores are valid for five years. Even though your score won't change, your percentile ranking may change when compared with a newer pool of applicants. Shifts tend to be gradual over long periods of time.

MEAN TIME

MEAN TIME FOR ALL TEST TAKERS:

1:44 minutes

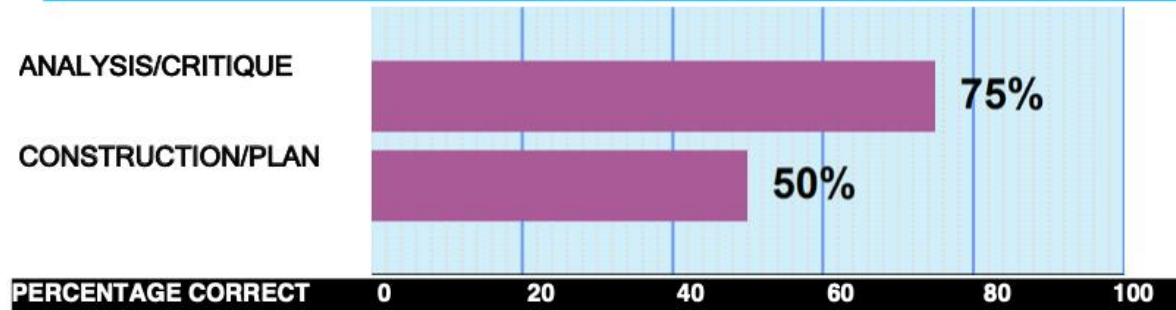
Definition

For all GMAT Exam scores recorded in the past three years the mean time to complete a question in the Verbal section is 1:44 minutes.

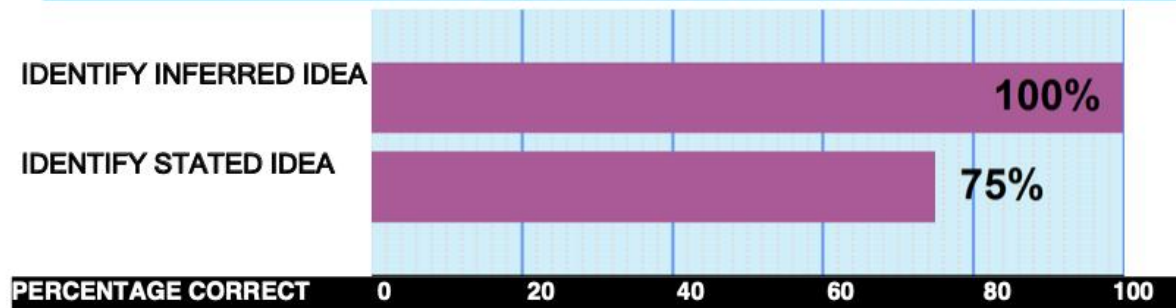
This is NOT an official score report

PERFORMANCE BY FUNDAMENTAL SKILLS

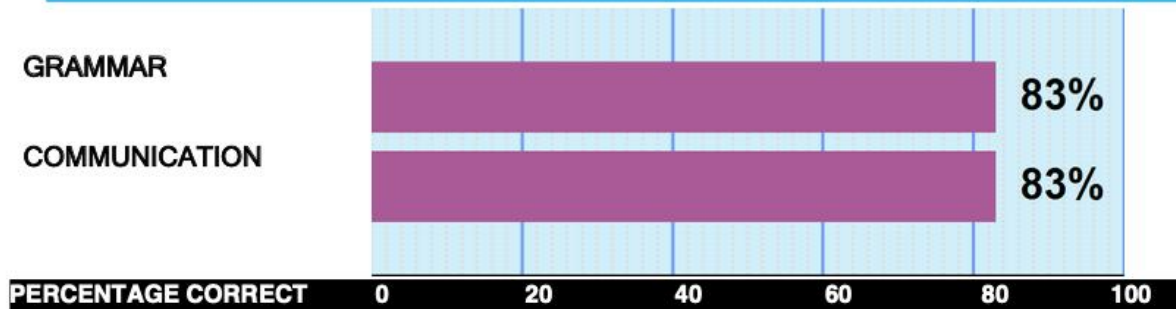
CRITICAL REASONING



READING COMPREHENSION



SENTENCE CORRECTION



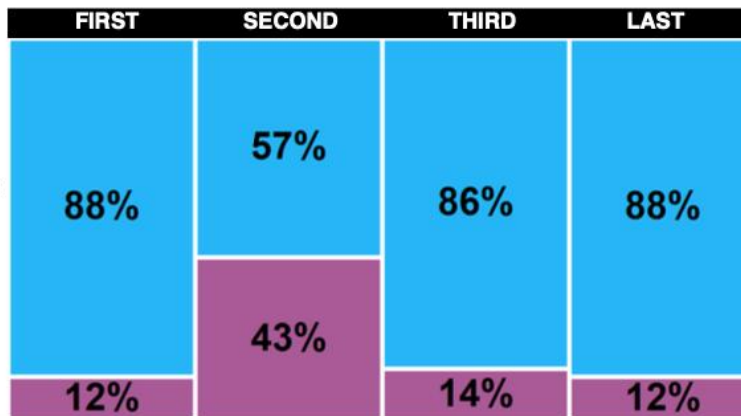
PERCENT CORRECT

YOUR OVERALL VERBAL SCORE:

34

PERCENT OF QUESTIONS ANSWERED CORRECT/INCORRECT

- CORRECT
- INCORRECT

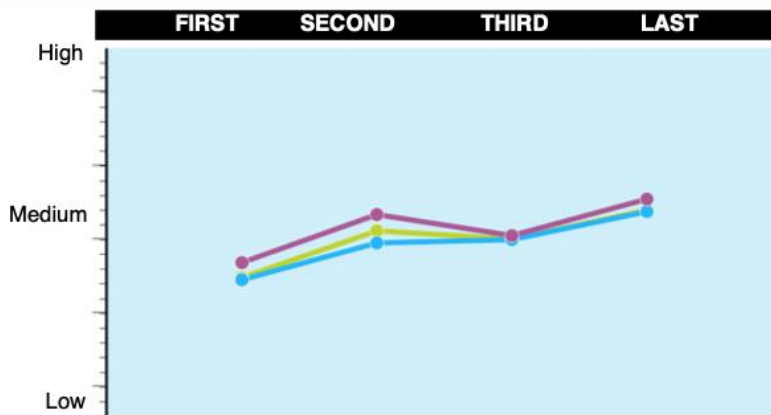


"Each section in this graph represents approximately one quarter of the questions in order of presentation."

AVERAGE DIFFICULTY

AVERAGE DIFFICULTY PER QUESTION

- ALL
- CORRECT
- INCORRECT

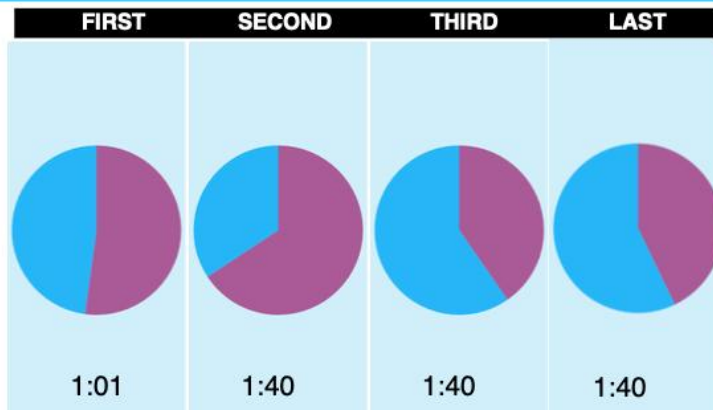


"Each section in this graph represents approximately one quarter of the questions in order of presentation."

PERFORMANCE OVER TIME

AVERAGE TIME PER RESPONSE

- CORRECT
- INCORRECT



"Each section in this graph represents approximately one quarter of the questions in order of presentation."

This is NOT an official score report

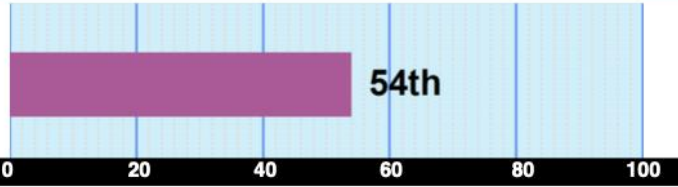
SUMMARY

- Your Verbal score of 34 is higher than 71% of GMAT Exam scores recorded in the past three years. The mean score for this section is 27.08.
- Your performance on Critical Reasoning questions was equivalent to a score of 28, which is better than 49% of GMAT Exam scores recorded in the past three years. The mean score for this sub-section is 27.57.
 - Your performance of 75% on Analysis/Critique questions is considered Above Average.
 - Your performance of 50% on Construction/Plan questions is considered Weak.
- Your performance on Reading Comprehension questions was equivalent to a score of 38, which is better than 80% of GMAT Exam scores recorded in the past three years. The mean score for this sub-section is 27.24.
 - Your performance of 100% on Identify Inferred Idea questions is considered Very Strong.
 - Your performance of 75% on Identify Stated Idea questions is considered Above Average.
- Your performance on Sentence Correction questions was equivalent to a score of 35, which is better than 72% of GMAT Exam scores recorded in the past three years. The mean score for this sub-section is 27.27.
 - Your performance of 83% on Grammar questions is considered Strong.
 - Your performance of 83% on Communication questions is considered Strong.
- You completed 36 questions in the Verbal section.
- You responded correctly to 88% of the first set of questions, 57% of the second set of questions, 86% of the third set of questions and 88% of the final set of questions.
- The average difficulty of questions presented to you in the first set of questions was Medium, the average for the second set of questions was Medium, the average for the third set of questions was Medium and was Medium for the final set of questions.
- The average time it took you to respond to the first set of questions presented was 1:01, the average time for the second set of questions was 1:40, the average time for the third set of questions was 1:40 and 1:40 for the final set of questions.
- Please Note: If you sat for the GMAT exam prior to April 16, 2018 this section contained 41 questions, on or after April 16, 2018 the section consists of 36 questions.

Quantitative Section Performance

YOUR OVERALL
QUANTITATIVE SCORE:

45



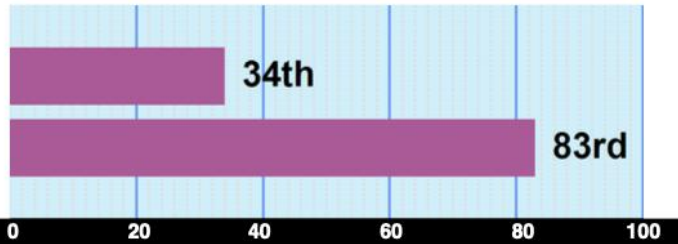
SUB-SECTION RANKINGS

PROBLEM SOLVING

34th

DATA SUFFICIENCY

83rd

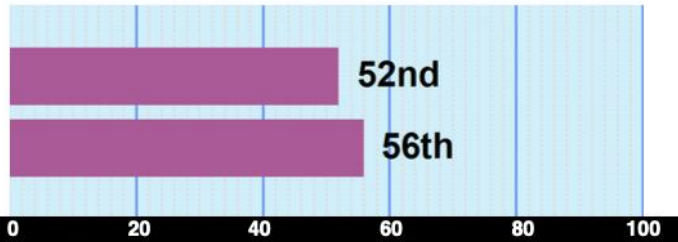


ARITHMETIC

52nd

ALGEBRA/GEOMETRY

56th



PERCENTILE RANKINGS COMPARE YOUR PERFORMANCE TO 3 YEARS OF GMAT EXAMS SAMPLE SIZE: 739752

SUB-SECTION TIME MANAGEMENT

YOUR MEAN RESPONSE TIME PER QUESTION

OVERALL QUANTITATIVE

1:55

PROBLEM SOLVING

2:16

DATA SUFFICIENCY

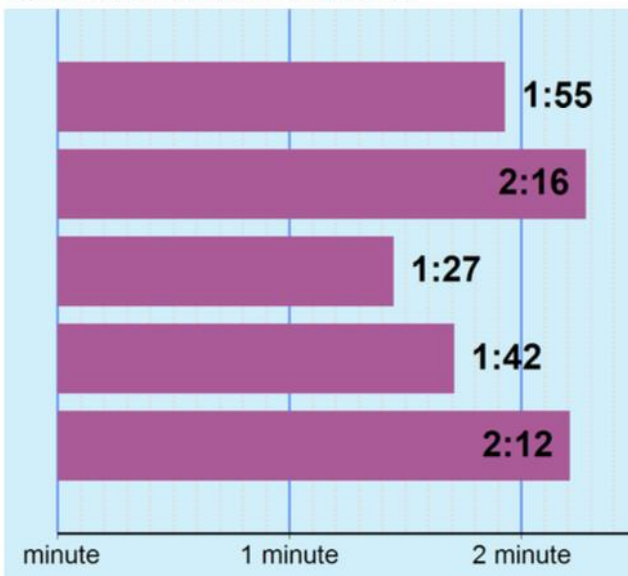
1:27

ARITHMETIC

1:42

ALGEBRA/GEOMETRY

2:12



MEAN SCORE

MEAN SCORE:

40.20
(38th percentile)

Definition

The three year mean GMAT Quantitative score is 40.2. This score is better than 38% of GMAT Exam scores recorded in the past three years.

Note: GMAT scores are valid for five years. Even though your score won't change, your percentile ranking may change when compared with a newer pool of applicants. Shifts tend to be gradual over long periods of time.

MEAN TIME

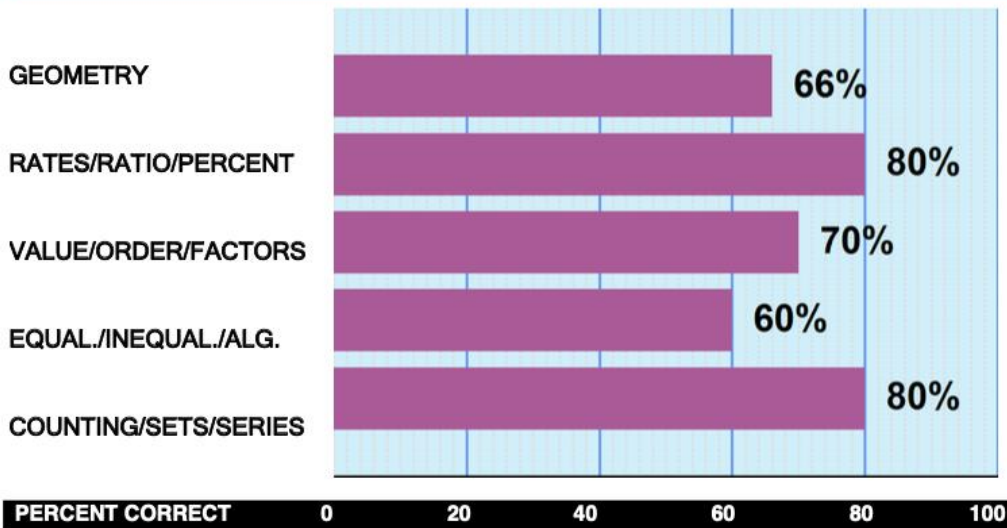
MEAN TIME FOR ALL
TEST TAKERS:

1:55 minutes

Definition

For all GMAT Exam scores recorded in the past three years the mean time to complete a question in the Quantitative sections is 1:55 minutes.

PERFORMANCE BY FUNDAMENTAL SKILLS



PERCENT CORRECT

YOUR OVERALL QUANTITATIVE SCORE:

45

PERCENT OF QUESTIONS ANSWERED CORRECT/INCORRECT

- CORRECT
- INCORRECT



Each section in this graph represents approximately one quarter of the questions in order of presentation.

AVERAGE DIFFICULTY

AVERAGE DIFFICULTY PER QUESTION

- ALL
- CORRECT
- INCORRECT

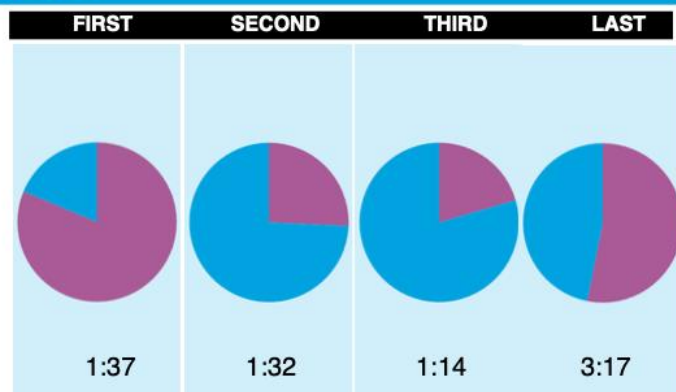


Each section in this graph represents approximately one quarter of the questions in order of presentation.

TIME MANAGEMENT

AVERAGE TIME PER RESPONSE

● CORRECT
● INCORRECT



Each section in this graph represents approximately one quarter of the questions in order of presentation.

SUMMARY

- Your Quantitative score of 45 is higher than 54% of GMAT Exam scores recorded in the past three years. The mean score for this section is 40.2.
- Your performance on Problem Solving questions was equivalent to a score of 39. Your score is better than 34% of all sub-section scores recorded in the past three years. The mean for all test takers is 40.2.
- Your performance on Data Sufficiency questions was equivalent to a score of 50. Your score is better than 83% of all sub-section scores recorded in the past three years. The mean for all test takers is 40.17.
- Your performance on Arithmetic questions was equivalent to a score of 45. Your score is better than 52% of all sub-section scores recorded in the past three years. The mean for all test takers is 40.33.
- Your performance on Algebra/Geometry questions was equivalent to a score of 46. Your score is better than 56% of all sub-section scores recorded in the past three years. The mean for all test takers is 40.1.
- Your performance of 66% on Geometry questions is considered Above Average.
- Your performance of 80% on Rates/Ratio/Percent questions is considered Above Average.
- Your performance of 70% on Value/Order/Factors questions is considered Above Average.
- Your performance of 60% on Equal./Inequal./Alg. questions is considered Average.
- Your performance of 80% on Counting/Sets/Series questions is considered Above Average.
- You completed 31 questions in the Quantitative section.
- You responded correctly to 57% of the first set of questions, 86% of the second set of questions, 86% of the third set of questions and 57% of the final set of questions..
- The average difficulty of questions presented to you in the first set of questions was Medium, the average for the second set of questions was Medium High, the average for the third set of questions was Medium High and was Medium High for the final set of questions.
- The average time it took you to respond to the first set of questions presented was 1:37, the average time for the second set of questions was 1:32, the average time for the third set of questions was 1:14 and 3:17 for the final set of questions.
- Please Note: If you sat for the GMAT exam prior to April 16, 2018 this section contained 37 questions, on or after April 16, 2018 the section consists of 31 questions.