

Count of Solution	Column Labels		
Row Labels	Correct	Incorrect (blank)	Grand Total
[-] Critical Reasoning (CR)	767	316	1083
700	135	188	323
600-700	351	105	456
Sub-600	281	23	304
[-] Data Sufficiency (DS)	36	25	61
700	10	17	27
600-700	13	7	20
Sub-600	13	1	14
[-] Problem Solving (PS)	384	128	512
700	45	53	98
600-700	199	64	263
700, 600-700, Sub-600		1	1
Sub-600	140	10	150
[-] Reading Comprehension (RC)	75	21	96
700	4	1	5
600-700	38	16	54
Sub-600	33	4	37
[+] Sentence Correction (SC)	93	40	133
[-] (blank)			
(blank)			
Grand Total	1355	530	1885

1st attempt

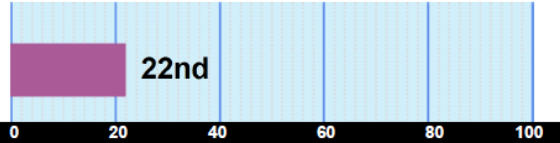
Verbal Section Performance

YOUR OVERALL VERBAL SCORE:

20

PERCENTILE RANKING

0 20 40 60 80 100



SUB-SECTION RANKINGS

CRITICAL REASONING

44th

READING COMPREHENSION

9th

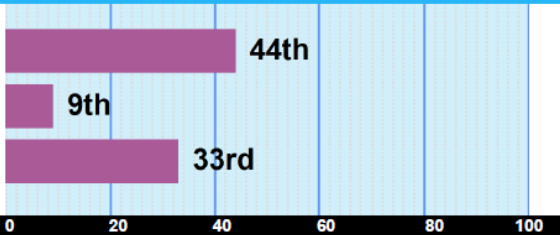
SENTENCE CORRECTION

33rd

PERCENTILE RANKING

0 20 40 60 80 100

PERCENTILE RANKINGS COMPARE YOUR PERFORMANCE TO 3 YEARS OF GMAT EXAMS SAMPLE SIZE: 695794



SUB-SECTION TIME MANAGEMENT

YOUR MEAN RESPONSE TIME PER QUESTION

OVERALL VERBAL

1:40

CRITICAL REASONING

2:31

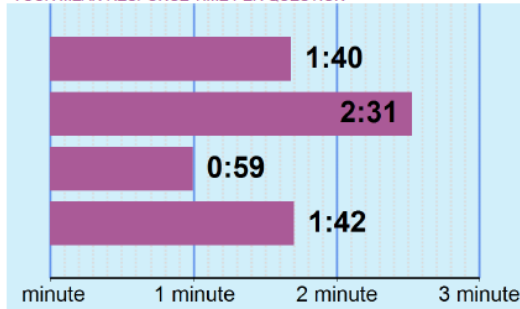
READING COMPREHENSION

0:59

SENTENCE CORRECTION

1:42

minute 1 minute 2 minute 3 minute



MEAN SCORE

MEAN SCORE:

27.11

(46th percentile)

Definition

The three year mean GMAT Verbal score is 27.1. This score is better than 46% of GMAT Exam scores recorded in the past three years.

Note: GMAT scores are valid for five years. Even though your score won't change, your percentile ranking may change when compared with a newer pool of applicants. Shifts tend to be gradual over long periods of time.

MEAN TIME

MEAN TIME FOR ALL TEST TAKERS:

1:44 minutes

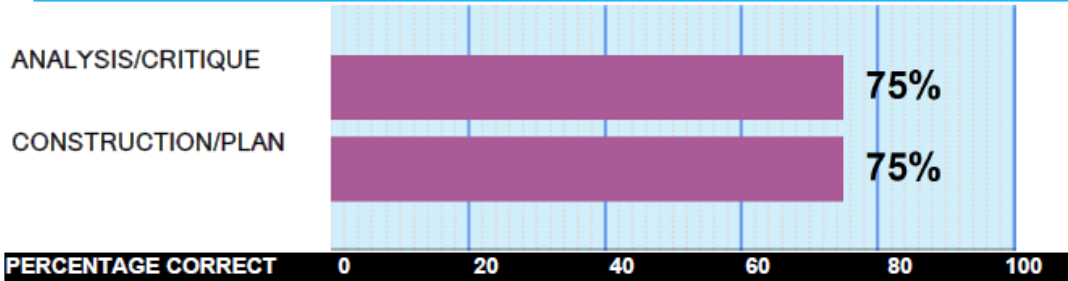
Definition

For all GMAT Exam scores recorded in the past three years the mean time to complete a question in the Verbal section is 1:44 minutes.

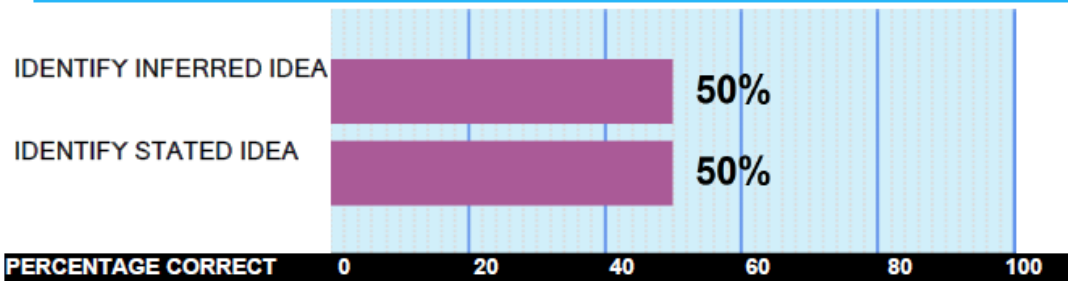
This is NOT an official score report

PERFORMANCE BY FUNDAMENTAL SKILLS

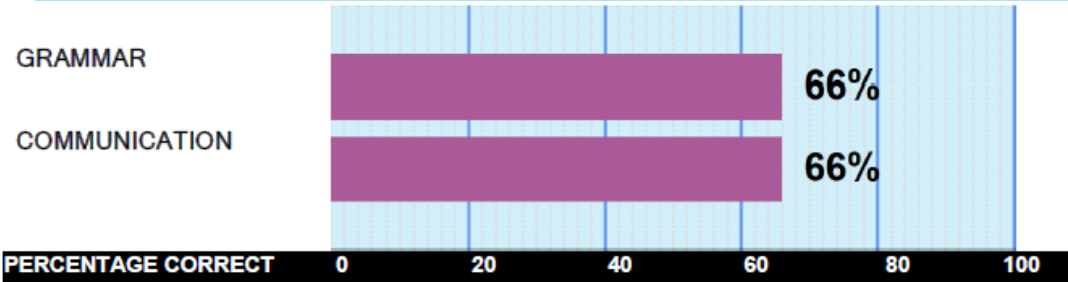
CRITICAL REASONING



READING COMPREHENSION



SENTENCE CORRECTION



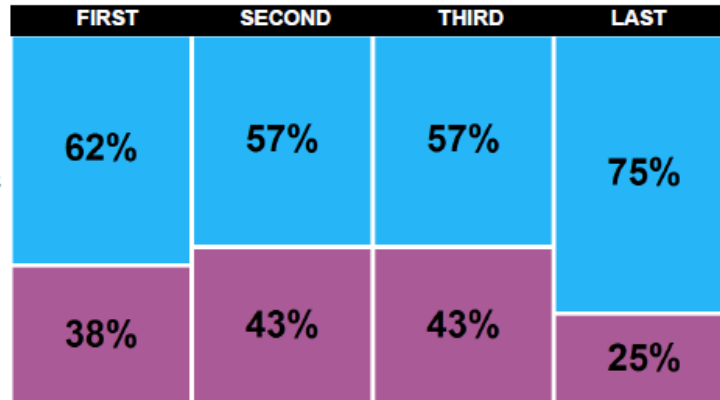
PERCENT CORRECT

YOUR OVERALL VERBAL SCORE:

20

PERCENT OF QUESTIONS ANSWERED CORRECT/INCORRECT

- CORRECT
- INCORRECT

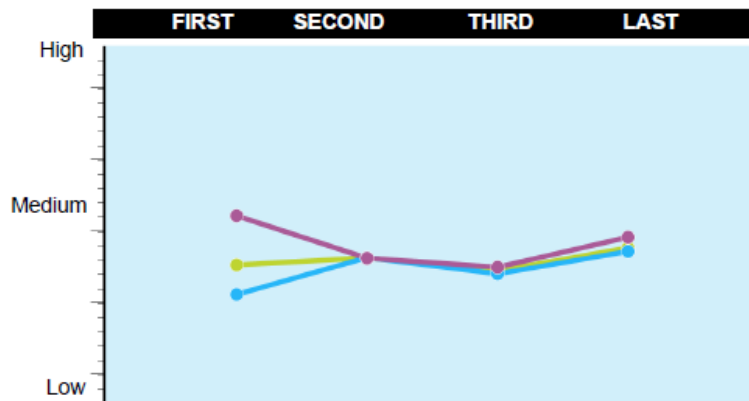


"Each section in this graph represents approximately one quarter of the questions in order of presentation."

AVERAGE DIFFICULTY

AVERAGE DIFFICULTY PER QUESTION

- ALL
- CORRECT
- INCORRECT

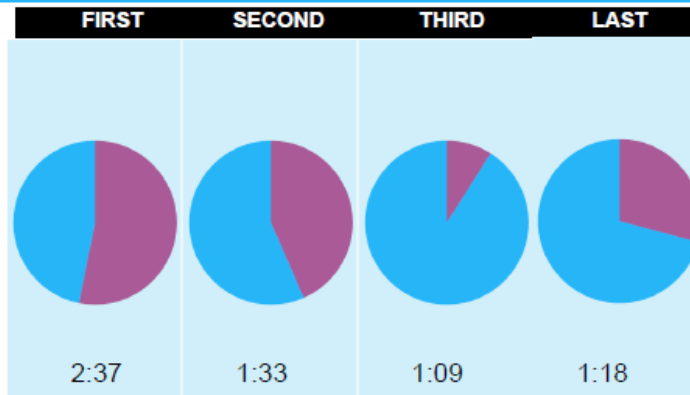


"Each section in this graph represents approximately one quarter of the questions in order of presentation."

PERFORMANCE OVER TIME

AVERAGE TIME PER RESPONSE

- CORRECT
- INCORRECT



"Each section in this graph represents approximately one quarter of the questions in order of presentation."

2nd attempt

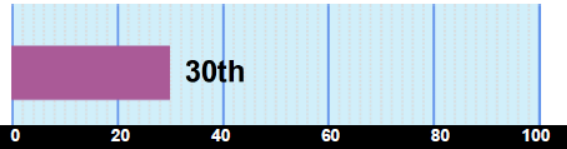
This is NOT an official score report

Verbal Section Performance

YOUR OVERALL VERBAL SCORE:

22

PERCENTILE RANKING



SUB-SECTION RANKINGS

CRITICAL REASONING

15th


READING COMPREHENSION

51st

SENTENCE CORRECTION

43rd

PERCENTILE RANKING



PERCENTILE RANKINGS COMPARE YOUR PERFORMANCE TO 3 YEARS OF GMAT EXAMS SAMPLE SIZE: 695794

SUB-SECTION TIME MANAGEMENT

YOUR MEAN RESPONSE TIME PER QUESTION

OVERALL VERBAL

1:45

CRITICAL REASONING

1:57

READING COMPREHENSION

2:01

SENTENCE CORRECTION

1:24

minute 1 minute 2 minute

MEAN SCORE

MEAN SCORE:

27.11

(46th percentile)

Definition

The three year mean GMAT Verbal score is 27.1. This score is better than 46% of GMAT Exam scores recorded in the past three years.

Note: GMAT scores are valid for five years. Even though your score won't change, your percentile ranking may change when compared with a newer pool of applicants. Shifts tend to be gradual over long periods of time.

MEAN TIME

MEAN TIME FOR ALL TEST TAKERS:

1:44 minutes

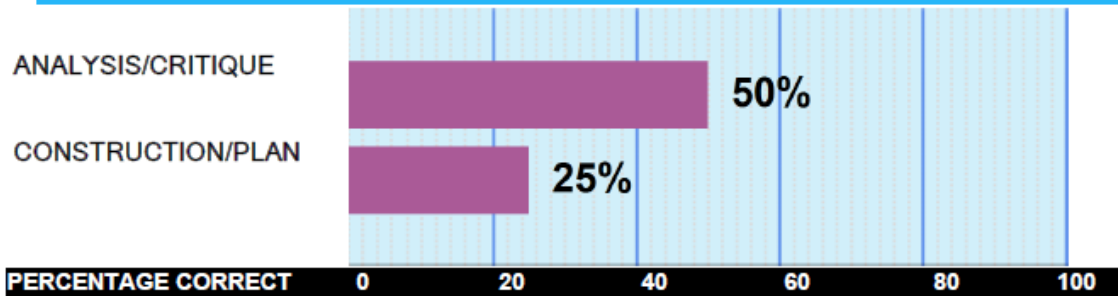
Definition

For all GMAT Exam scores recorded in the past three years the mean time to complete a question in the Verbal section is 1:44 minutes.

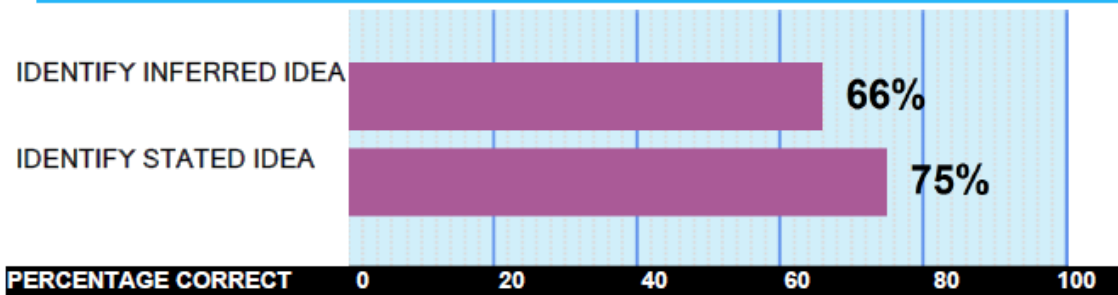
This is NOT an official score report

PERFORMANCE BY FUNDAMENTAL SKILLS

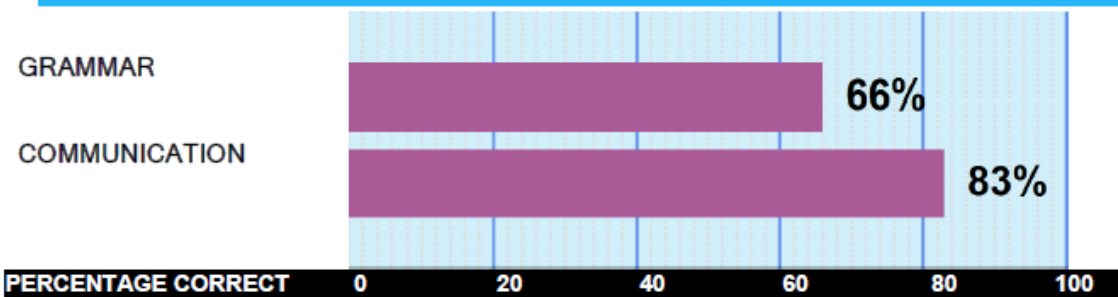
CRITICAL REASONING



READING COMPREHENSION



SENTENCE CORRECTION



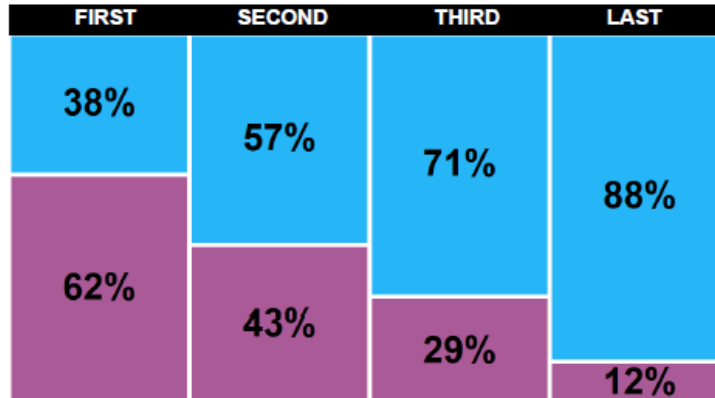
PERCENT CORRECT

YOUR OVERALL VERBAL SCORE:

22

PERCENT OF QUESTIONS ANSWERED CORRECT/INCORRECT

- CORRECT
- INCORRECT

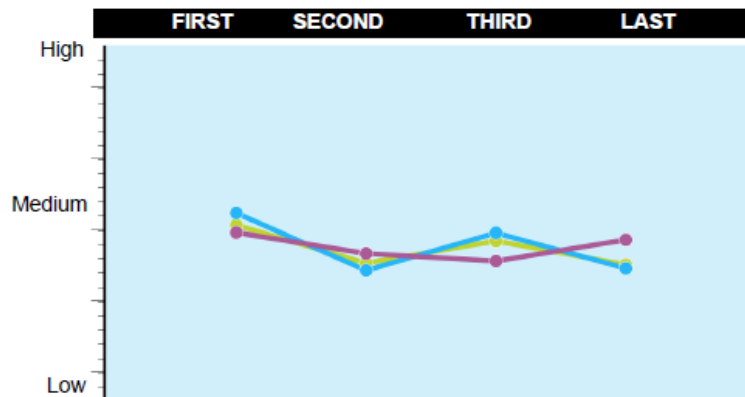


"Each section in this graph represents approximately one quarter of the questions in order of presentation."

AVERAGE DIFFICULTY

AVERAGE DIFFICULTY PER QUESTION

- ALL
- CORRECT
- INCORRECT

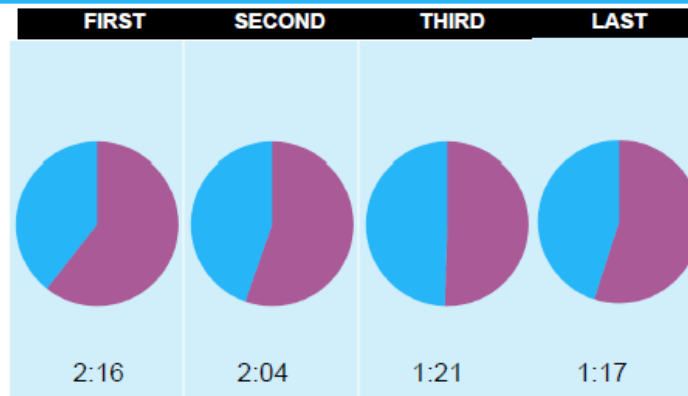


"Each section in this graph represents approximately one quarter of the questions in order of presentation."

PERFORMANCE OVER TIME

AVERAGE TIME PER RESPONSE

- CORRECT
- INCORRECT



"Each section in this graph represents approximately one quarter of the questions in order of presentation."

3rd attempt (After preparing verbal)

Verbal Section Performance

YOUR OVERALL VERBAL SCORE:

21

PERCENTILE RANKING



SUB-SECTION RANKINGS

CRITICAL REASONING

13th

READING COMPREHENSION

35th

SENTENCE CORRECTION

56th

PERCENTILE RANKING



PERCENTILE RANKINGS COMPARE YOUR PERFORMANCE TO 3 YEARS OF GMAT EXAMS SAMPLE SIZE: 695794

SUB-SECTION TIME MANAGEMENT

YOUR MEAN RESPONSE TIME PER QUESTION

OVERALL VERBAL

1:36

CRITICAL REASONING

2:02

READING COMPREHENSION

1:56

SENTENCE CORRECTION

1:02

minute 1 minute 2 minute

MEAN SCORE

MEAN SCORE:

27.11

(45th percentile)

Definition

The three year mean GMAT Verbal score is 27.1. This score is better than 45% of GMAT Exam scores recorded in the past three years.

Note: GMAT scores are valid for five years. Even though your score won't change, your percentile ranking may change when compared with a newer pool of applicants. Shifts tend to be gradual over long periods of time.

MEAN TIME

MEAN TIME FOR ALL TEST TAKERS:

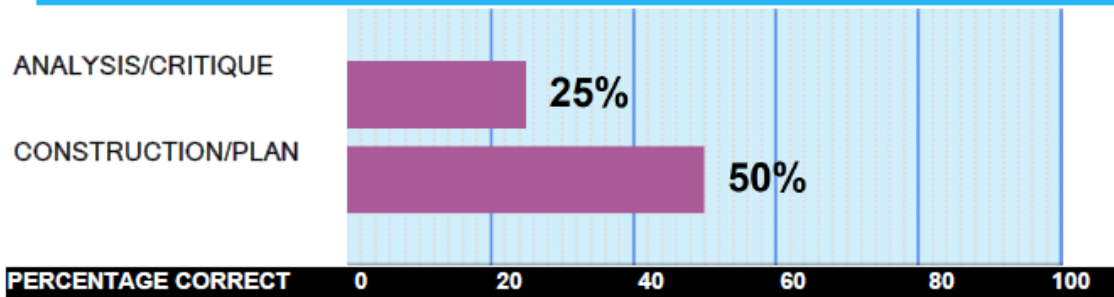
1:43 minutes

Definition

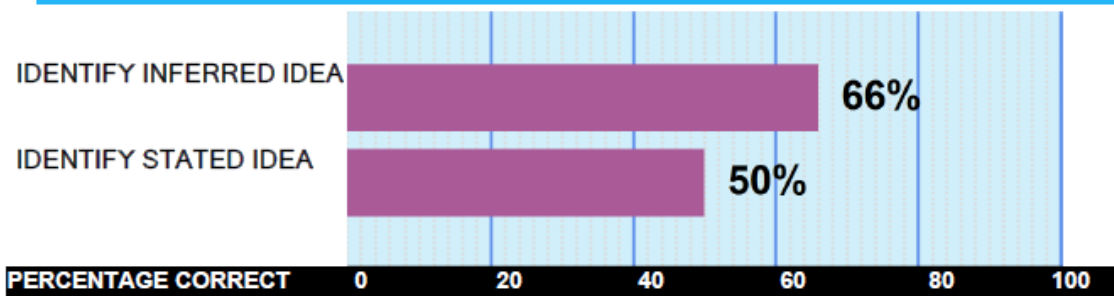
For all GMAT Exam scores recorded in the past three years the mean time to complete a question in the Verbal section is 1:43 minutes.

PERFORMANCE BY FUNDAMENTAL SKILLS

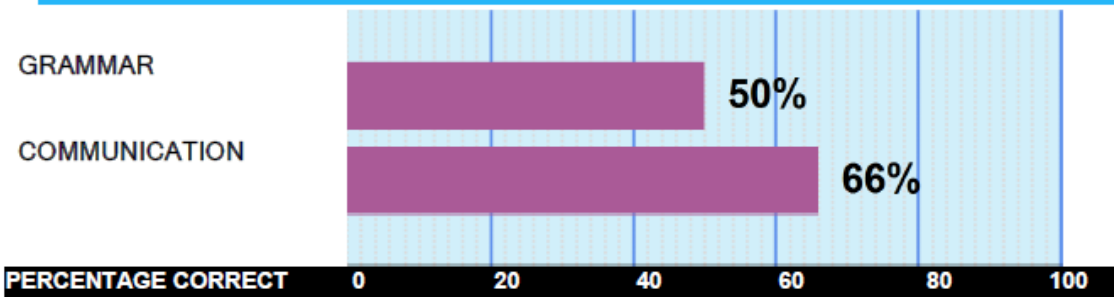
CRITICAL REASONING



READING COMPREHENSION



SENTENCE CORRECTION



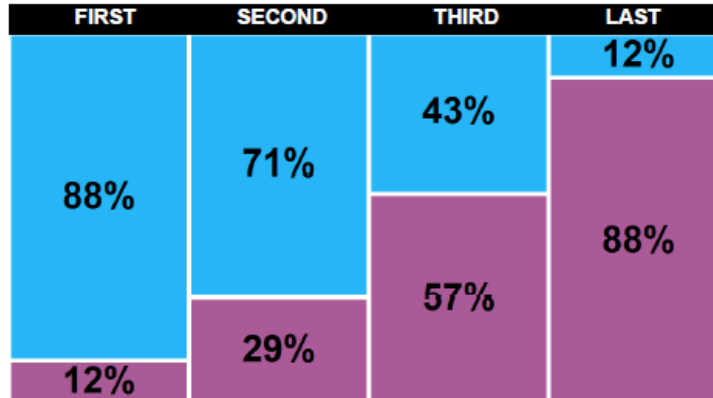
PERCENT CORRECT

YOUR OVERALL VERBAL SCORE:

21

PERCENT OF QUESTIONS ANSWERED CORRECT/INCORRECT

- CORRECT
- INCORRECT

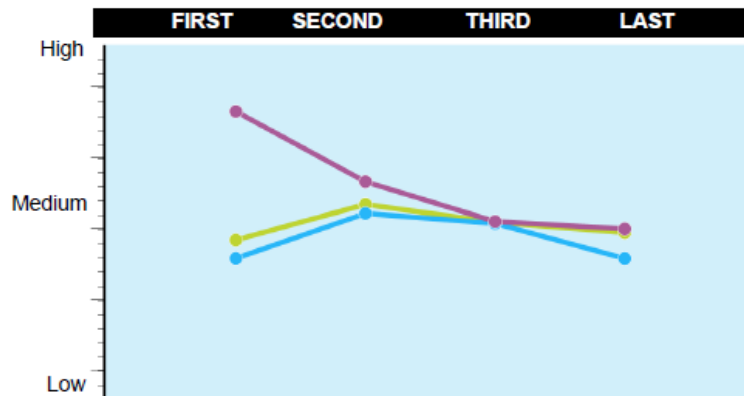


"Each section in this graph represents approximately one quarter of the questions in order of presentation."

AVERAGE DIFFICULTY

AVERAGE DIFFICULTY PER QUESTION

- ALL
- CORRECT
- INCORRECT

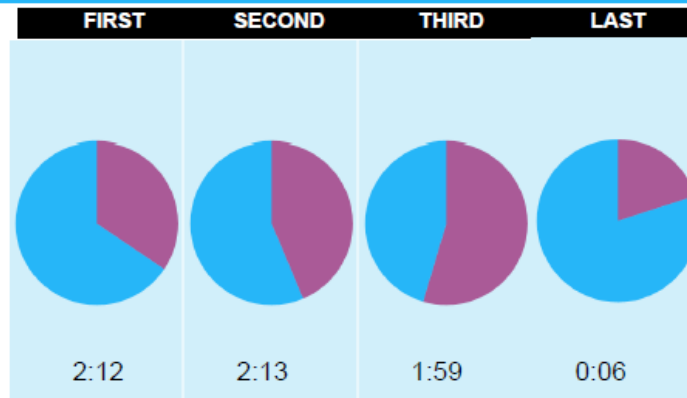


"Each section in this graph represents approximately one quarter of the questions in order of presentation."

PERFORMANCE OVER TIME

AVERAGE TIME PER RESPONSE

- CORRECT
- INCORRECT



"Each section in this graph represents approximately one quarter of the questions in order of presentation."