

Your GMAT® Enhanced Score Report

FOR: Kshitij Gupta | GMAT ID: 100003889211 | Manipal, India | Feb 25, 2022 | Appt ID: 415783501

This is NOT an official score report

Overall GMAT Exam Performance

YOUR GMAT TOTAL
SCORE:

610

57th

PERCENTILE RANKING

0 20 40 60 80 100

YOUR IR SCORE:

4

31st

YOUR VERBAL SCORE:

25

38th

YOUR QUANTITATIVE
SCORE:

49

74th

YOUR AWA SCORE:

3

4th

PERCENTILE RANKING

0 20 40 60 80 100

PERCENTILE RANKINGS COMPARE YOUR PERFORMANCE TO 3 YEARS OF GMAT EXAMS SAMPLE SIZE: 555174

TIME MANAGEMENT BY SECTION

YOUR MEAN RESPONSE TIME PER QUESTION

INTEGRATED
REASONING

2:10

VERBAL

1:48

QUANTITATIVE

1:58

minute 1 minute 2 minute

MEAN SCORE

MEAN SCORE:

568.2

(39th percentile)

Definition

The three year mean GMAT Total score is 568.2. This score is better than 39% of GMAT Exam scores recorded in the past three years.

Note: GMAT scores are valid for five years. Even though your score won't change, your percentile ranking may change when compared with a newer pool of applicants. Shifts tend to be gradual over long periods of time.

MEAN TIME

MEAN TIME FOR ALL
TEST TAKERS:

1:54 minutes

Definition

For all GMAT Exam scores recorded in the past three years the mean time to complete a question in the Integrated Reasoning, Verbal, and Quantitative sections is 1:54 minutes.

SUMMARY

- Your GMAT Total score of 610 is higher than 57% of GMAT Exam scores recorded in the past three years.
 - Your Integrated Reasoning score of 4 is higher than 31% of GMAT Exam scores recorded in the past three years.
 - Your Verbal score of 25 is higher than 38% of GMAT Exam scores recorded in the past three years.
 - Your Quantitative score of 49 is higher than 74% of GMAT Exam scores recorded in the past three years.
- Your Quantitative score of 49 and your Verbal score of 25 were used to calculate your GMAT Total score. Especially strong or weak scores on either section significantly impacts the GMAT Total score.

Your GMAT® Enhanced Score Report

FOR: Kshitij Gupta | GMAT ID: 100003889211 | Manipal, India | Feb 25, 2022 | Appt ID: 415783501

This is NOT an official score report

Integrated Reasoning Performance

YOUR OVERALL IR SCORE:

4

31st

PERCENTILE RANKING

0

20

40

60

80

100

PERCENT OF QUESTIONS
YOU ANSWERED
CORRECTLY

44%

PERCENTILE RANKING

0

20

40

60

80

100

PERCENTILE RANKINGS COMPARE YOUR PERFORMANCE TO 3 YEARS OF GMAT EXAMS

TIME MANAGEMENT - INTEGRATED REASONING

YOUR MEAN RESPONSE TIME PER QUESTION

OVERALL SECTION

2:10

CORRECT

2:04

INCORRECT

2:15

minute

1 minute

2 minute

MEAN SCORE

MEAN SCORE:

4.51

(31st percentile)

Definition

The three year mean GMAT Integrated Reasoning score is 4.5. This score is better than 31% of GMAT Exam scores recorded in the past three years.

Note: GMAT scores are valid for five years. Even though your score won't change, your percentile ranking may change when compared with a newer pool of applicants. Shifts tend to be gradual over long periods of time.

MEAN TIME

MEAN TIME FOR ALL
TEST TAKERS:

2:27 minutes

Definition

For all GMAT Exam scores recorded in the past three years the mean time to complete a question in the Integrated Reasoning section is 2:27 minutes.

SUMMARY

- Your Integrated Reasoning score of 4 is higher than 31% of GMAT Exam scores recorded in the past three years. The mean score for this section is 4.51.
- Lack of familiarity with the format of the four item types may negatively impact performance in this section.
- You completed 12 of the 12 questions in the Integrated Reasoning section.

Your GMAT® Enhanced Score Report

FOR: Kshitij Gupta | GMAT ID: 100003889211 | Manipal, India | Feb 25, 2022 | Appt ID: 415783501

This is NOT an official score report

Verbal Section Performance

YOUR OVERALL VERBAL
SCORE:

25

38th

PERCENTILE RANKING

0 20 40 60 80 100

SUB-SECTION RANKINGS

CRITICAL REASONING

15th

READING
COMPREHENSION

14th

SENTENCE CORRECTION

63rd

PERCENTILE RANKING

0 20 40 60 80 100

PERCENTILE RANKINGS COMPARE YOUR PERFORMANCE TO 3 YEARS OF GMAT EXAMS SAMPLE SIZE: 695794

SUB-SECTION TIME MANAGEMENT

YOUR MEAN RESPONSE TIME PER QUESTION

OVERALL VERBAL

1:48

CRITICAL REASONING

2:08

READING
COMPREHENSION

1:34

SENTENCE CORRECTION

1:46

minute

1 minute

2 minute

MEAN SCORE

MEAN SCORE:

27.11

(45th percentile)

Definition

The three year mean GMAT Verbal score is 27.1. This score is better than 45% of GMAT Exam scores recorded in the past three years.

Note: GMAT scores are valid for five years. Even though your score won't change, your percentile ranking may change when compared with a newer pool of applicants. Shifts tend to be gradual over long periods of time.

MEAN TIME

MEAN TIME FOR ALL
TEST TAKERS:

1:43 minutes

Definition

For all GMAT Exam scores recorded in the past three years the mean time to complete a question in the Verbal section is 1:43 minutes.

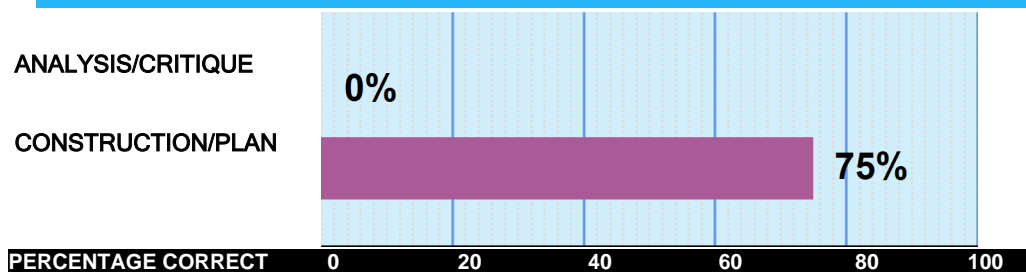
Your GMAT® Enhanced Score Report

FOR: Kshitij Gupta | GMAT ID: 100003889211 | Manipal, India | Feb 25, 2022 | Appt ID: 415783501

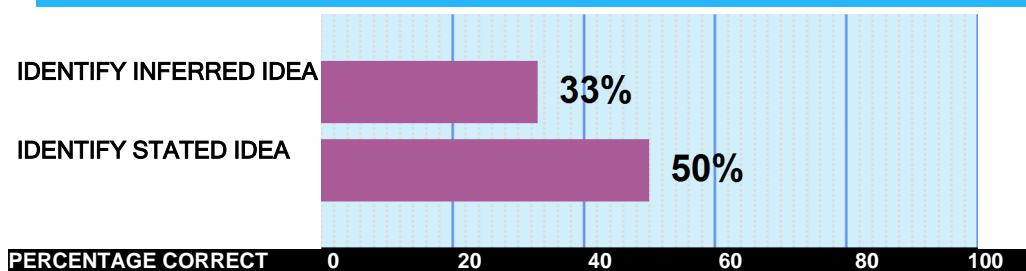
This is NOT an official score report

PERFORMANCE BY FUNDAMENTAL SKILLS

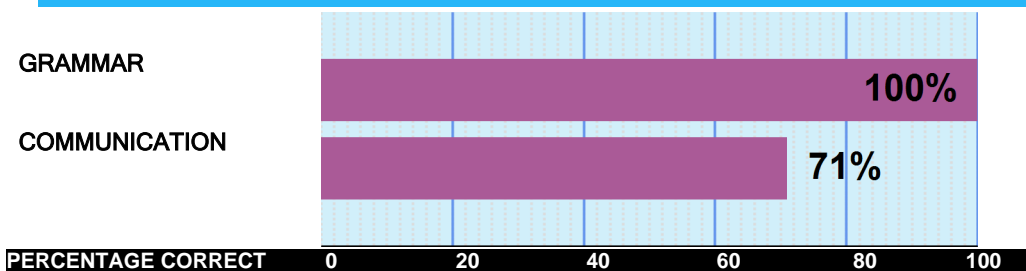
CRITICAL REASONING



READING COMPREHENSION



SENTENCE CORRECTION



Your GMAT® Enhanced Score Report

FOR: Kshitij Gupta | GMAT ID: 100003889211 | Manipal, India | Feb 25, 2022 | Appt ID: 415783501

This is NOT an official score report

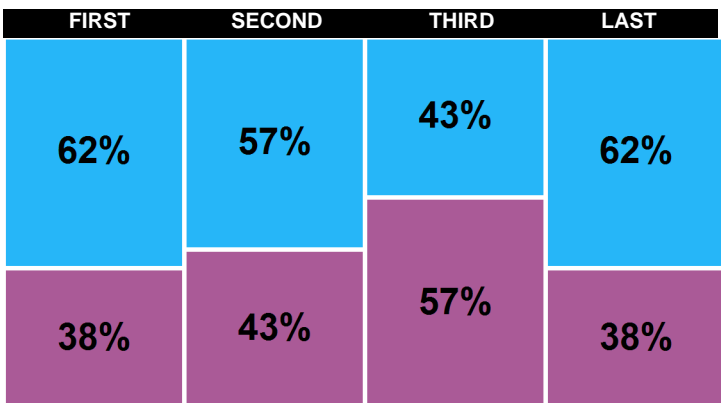
PERCENT CORRECT

YOUR OVERALL VERBAL SCORE:

25

PERCENT OF QUESTIONS ANSWERED CORRECT/INCORRECT

- CORRECT
- INCORRECT

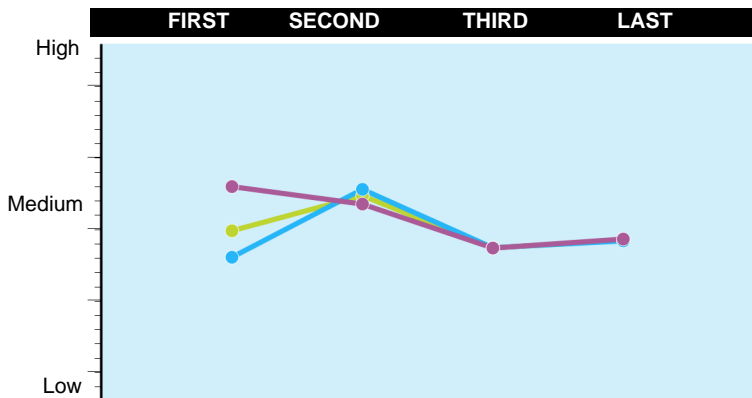


"Each section in this graph represents approximately one quarter of the questions in order of presentation."

AVERAGE DIFFICULTY

AVERAGE DIFFICULTY PER QUESTION

- ALL
- CORRECT
- INCORRECT

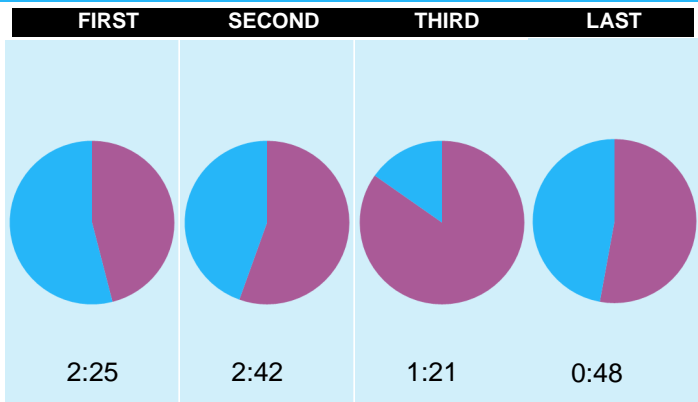


"Each section in this graph represents approximately one quarter of the questions in order of presentation."

PERFORMANCE OVER TIME

AVERAGE TIME PER RESPONSE

- CORRECT
- INCORRECT



"Each section in this graph represents approximately one quarter of the questions in order of presentation."

Your GMAT® Enhanced Score Report

FOR: Kshitij Gupta | GMAT ID: 100003889211 | Manipal, India | Feb 25, 2022 | Appt ID: 415783501

This is NOT an official score report

SUMMARY

- Your Verbal score of 25 is higher than 38% of GMAT Exam scores recorded in the past three years. The mean score for this section is 27.11.
- Your performance on Critical Reasoning questions was equivalent to a score of 16, which is better than 15% of GMAT Exam scores recorded in the past three years. The mean score for this sub-section is 27.75.
 - Your performance of 0% on Analysis/Critique questions is considered Very Weak.
 - Your performance of 75% on Construction/Plan questions is considered Above Average.
- Your performance on Reading Comprehension questions was equivalent to a score of 15, which is better than 14% of GMAT Exam scores recorded in the past three years. The mean score for this sub-section is 27.26.
 - Your performance of 33% on Identify Inferred Idea questions is considered Weak.
 - Your performance of 50% on Identify Stated Idea questions is considered Weak.
- Your performance on Sentence Correction questions was equivalent to a score of 32, which is better than 63% of GMAT Exam scores recorded in the past three years. The mean score for this sub-section is 27.51.
 - Your performance of 100% on Grammar questions is considered Very Strong.
 - Your performance of 71% on Communication questions is considered Above Average.
- You completed 36 questions in the Verbal section.
- You responded correctly to 63% of the first set of questions, 57% of the second set of questions, 43% of the third set of questions and 63% of the final set of questions.
- The average difficulty of questions presented to you in the first set of questions was Medium, the average for the second set of questions was Medium, the average for the third set of questions was Medium and was Medium for the final set of questions.
- The average time it took you to respond to the first set of questions presented was 2:25, the average time for the second set of questions was 2:42, the average time for the third set of questions was 1:21 and 0:48 for the final set of questions.
- Please Note: If you sat for the GMAT exam prior to April 16, 2018 this section contained 41 questions, on or after April 16, 2018 the section consists of 36 questions.

Your GMAT® Enhanced Score Report

FOR: Kshitij Gupta | GMAT ID: 100003889211 | Manipal, India | Feb 25, 2022 | Appt ID: 415783501

This is NOT an official score report

Quantitative Section Performance

YOUR OVERALL
QUANTITATIVE SCORE:

49

PERCENTILE RANKING 0 20 40 60 80 100

74th

SUB-SECTION RANKINGS

PROBLEM SOLVING

73rd

DATA SUFFICIENCY

62nd

PERCENTILE RANKING 0 20 40 60 80 100

ARITHMETIC

63rd

ALGEBRA/GEOMETRY

73rd

PERCENTILE RANKING 0 20 40 60 80 100

PERCENTILE RANKINGS COMPARE YOUR PERFORMANCE TO 3 YEARS OF GMAT EXAMS SAMPLE SIZE: 695794

SUB-SECTION TIME MANAGEMENT

YOUR MEAN RESPONSE TIME PER QUESTION

OVERALL QUANTITATIVE

1:58

PROBLEM SOLVING

1:58

DATA SUFFICIENCY

1:57

ARITHMETIC

1:47

ALGEBRA/GEOMETRY

2:13

minute 1 minute 2 minute

MEAN SCORE

MEAN SCORE:

40.38

(35th percentile)

Definition

The three year mean GMAT Quantitative score is 40.4. This score is better than 35% of GMAT Exam scores recorded in the past three years.

Note: GMAT scores are valid for five years. Even though your score won't change, your percentile ranking may change when compared with a newer pool of applicants. Shifts tend to be gradual over long periods of time.

MEAN TIME

MEAN TIME FOR ALL
TEST TAKERS:

1:55 minutes

Definition

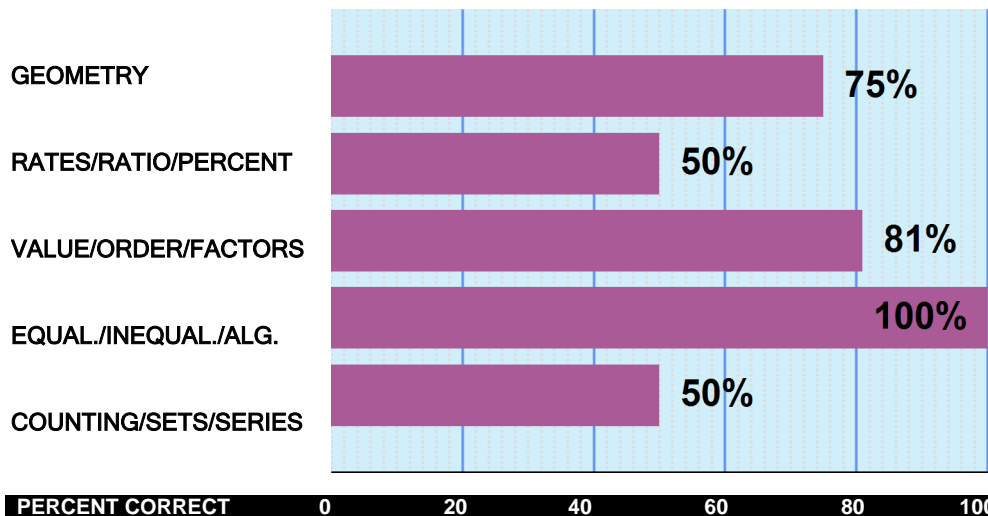
For all GMAT Exam scores recorded in the past three years the mean time to complete a question in the Quantitative sections is 1:55 minutes.

Your GMAT® Enhanced Score Report

FOR: Kshitij Gupta | GMAT ID: 100003889211 | Manipal, India | Feb 25, 2022 | Appt ID: 415783501

This is NOT an official score report

PERFORMANCE BY FUNDAMENTAL SKILLS



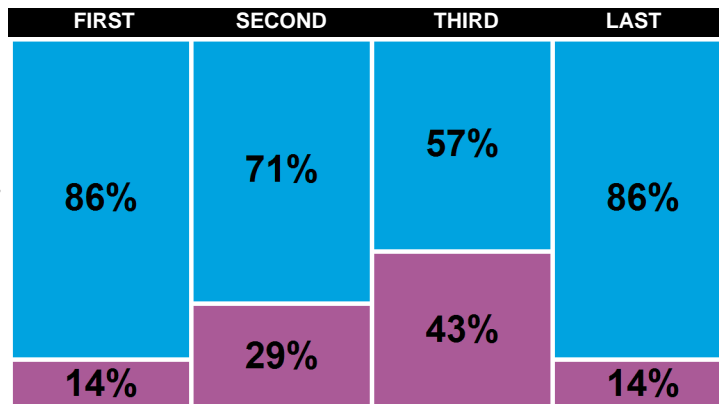
PERCENT CORRECT

YOUR OVERALL
QUANTITATIVE SCORE:

49

PERCENT OF QUESTIONS
ANSWERED
CORRECT/INCORRECT

- CORRECT
- INCORRECT

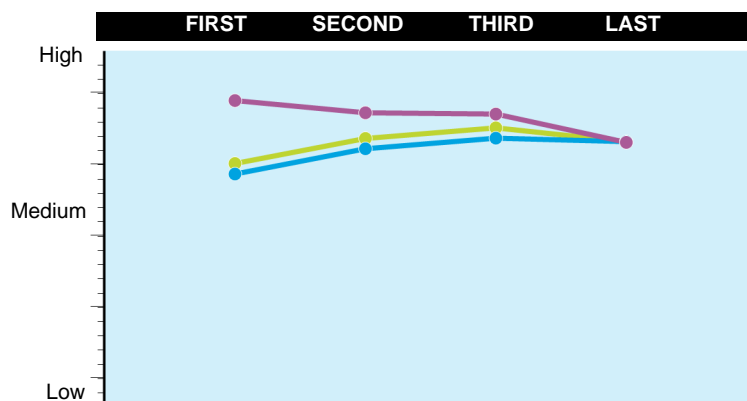


Each section in this graph represents approximately one quarter of the questions in order of presentation.

AVERAGE DIFFICULTY

AVERAGE
DIFFICULTY PER
QUESTION

- ALL
- CORRECT
- INCORRECT



Each section in this graph represents approximately one quarter of the questions in order of presentation.

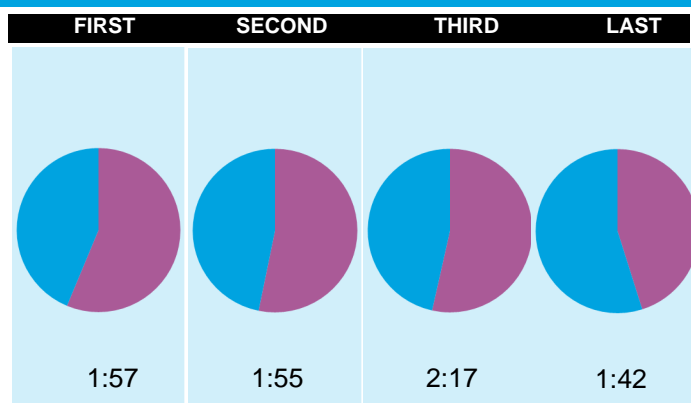
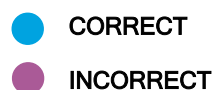
Your GMAT® Enhanced Score Report

FOR: Kshitij Gupta | GMAT ID: 100003889211 | Manipal, India | Feb 25, 2022 | Appt ID: 415783501

This is NOT an official score report

TIME MANAGEMENT

AVERAGE TIME PER
RESPONSE



Each section in this graph represents approximately one quarter of the questions in order of presentation.

SUMMARY

- Your Quantitative score of 49 is higher than 74% of GMAT Exam scores recorded in the past three years. The mean score for this section is 40.38.
- Your performance on Problem Solving questions was equivalent to a score of 49. Your score is better than 73% of all sub-section scores recorded in the past three years. The mean for all test takers is 40.7.
- Your performance on Data Sufficiency questions was equivalent to a score of 48. Your score is better than 62% of all sub-section scores recorded in the past three years. The mean for all test takers is 40.66.
- Your performance on Arithmetic questions was equivalent to a score of 48. Your score is better than 63% of all sub-section scores recorded in the past three years. The mean for all test takers is 40.89.
- Your performance on Algebra/Geometry questions was equivalent to a score of 49. Your score is better than 73% of all sub-section scores recorded in the past three years. The mean for all test takers is 40.52.
- Your performance of 75% on Geometry questions is considered Above Average.
- Your performance of 50% on Rates/Ratio/Percent questions is considered Weak.
- Your performance of 81% on Value/Order/Factors questions is considered Strong.
- Your performance of 100% on Equal./Inequal./Alg. questions is considered Very Strong.
- Your performance of 50% on Counting/Sets/Series questions is considered Weak.
- You completed 31 questions in the Quantitative section.
- You responded correctly to 86% of the first set of questions, 71% of the second set of questions, 57% of the third set of questions and 86% of the final set of questions..
- The average difficulty of questions presented to you in the first set of questions was Medium High, the average for the second set of questions was Medium High, the average for the third set of questions was Medium High and was Medium High for the final set of questions.
- The average time it took you to respond to the first set of questions presented was 1:57, the average time for the second set of questions was 1:55, the average time for the third set of questions was 2:17 and 1:42 for the final set of questions.
- Please Note: If you sat for the GMAT exam prior to April 16, 2018 this section contained 37 questions, on or after April 16, 2018 the section consists of 31 questions.

Your GMAT® Enhanced Score Report

FOR: Kshitij Gupta | GMAT ID: 100003889211 | Manipal, India | Feb 25, 2022 | Appt ID: 415783501

This is NOT an official score report

AWA Section Performance

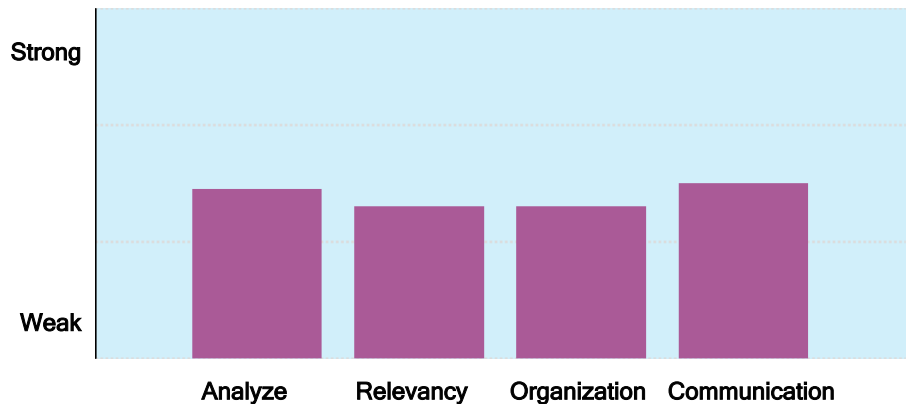
YOUR OVERALL AWA
SCORE:

3



PERCENTILE RANKING 0 20 40 60 80 100

SUB-SECTION RANKINGS



MEAN SCORE

MEAN SCORE:

4.45
(18th percentile)

Definition

The three year mean GMAT Verbal score is 4.4. This score is better than 18% of GMAT Exam scores recorded in the past three years.

Note: GMAT scores are valid for five years. Even though your score won't change, your percentile ranking may change when compared with a newer pool of applicants. Shifts tend to be gradual over long periods of time.

SUMMARY

- Analysis
 - You presented some analysis, but did not identify or analyze the important features of the argument.
- Relevancy
 - You offered support of little relevance and value for points of your critique.
- Organization
 - You provided limited logical development and organization of ideas.
- Communication
 - Your essay successfully communicated ideas, but contained significant grammatical errors and used language imprecisely and/or repetitively.