

[← Dive back into MIT Sloan Fellows MBA.](#)

MIT SLOAN FELLOWS MBA PROGRAM

Class of 2022 Profile


The diversity of the MIT Sloan Fellows MBA community both shapes and drives collaboration and learning. For us, the leading edge is not a destination, but an ongoing process. It's when leaders of all backgrounds come together to solve the most complex problems and share those solutions with the world to improve today and advance tomorrow.

REGISTER YOUR INTEREST



*As of 8/3/2021

By the Numbers



14
Average
Years of Work
Experience

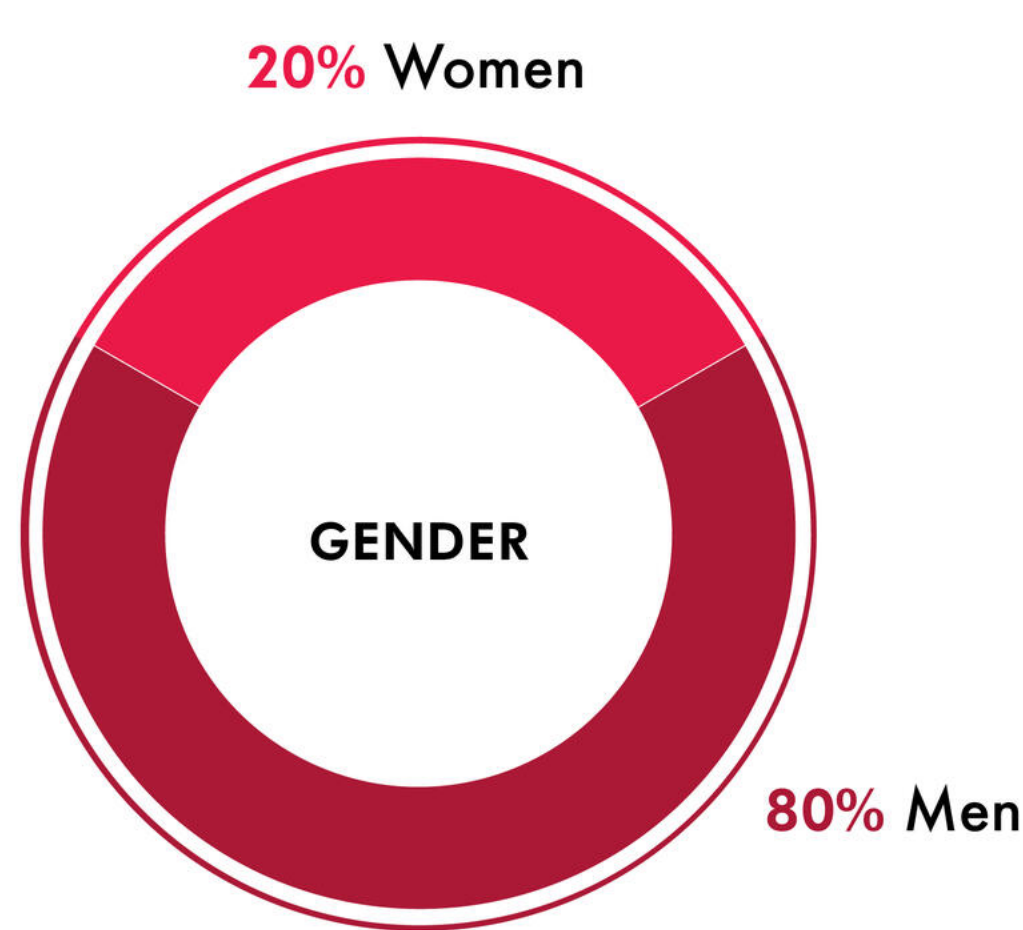


7%
Underrepresented
Minority*



40
Countries
Represented

74%
International



*As a percent of students who are U.S. citizens or permanent residents. Includes U.S. citizens or permanent residents who self-identify as one of the following: Black/African-American; Hispanic/Latinx; Native American or Alaska Native; Native Hawaiian or other Pacific Islander.

Academics

43%

Advanced Degrees

153

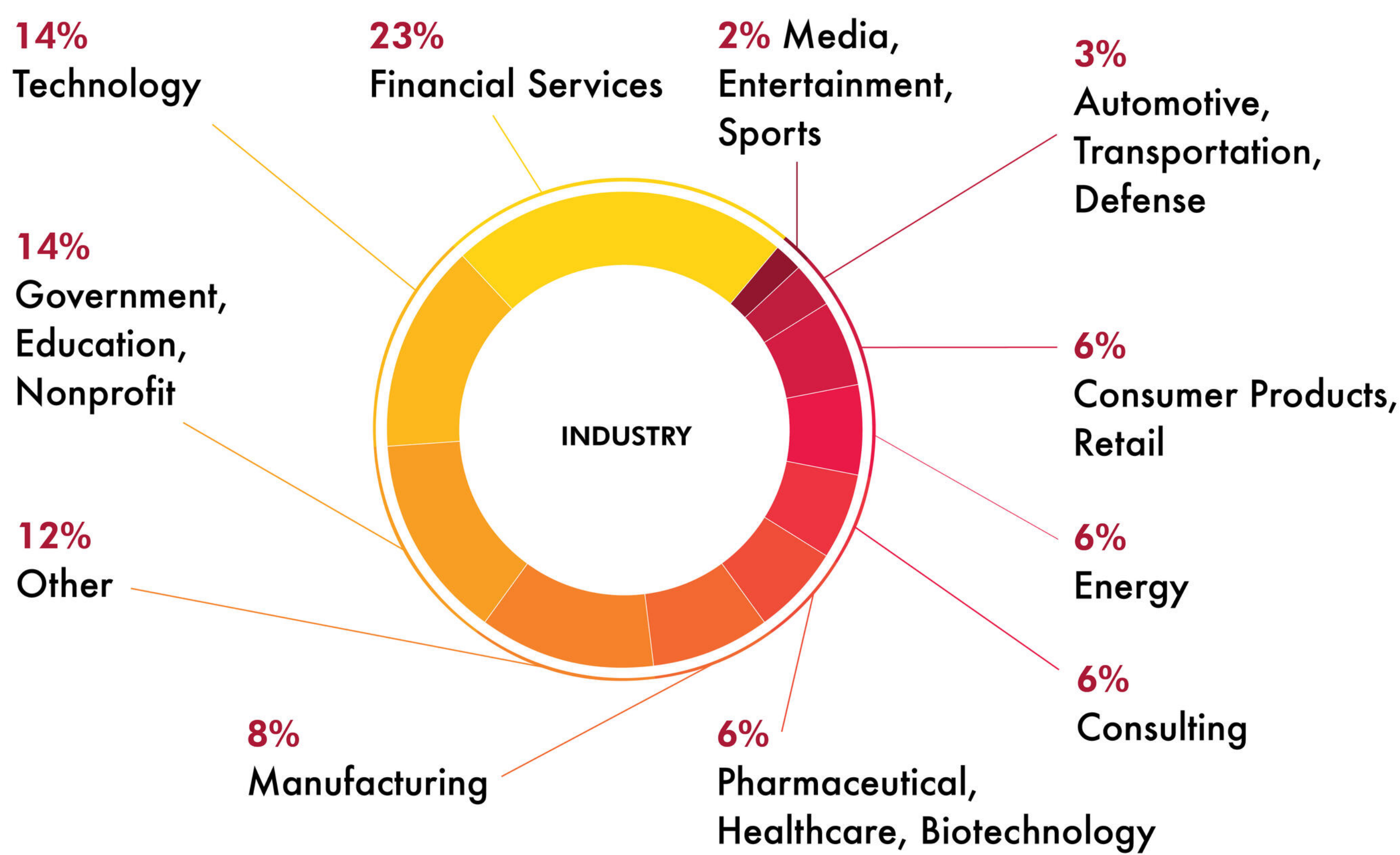
Median Executive Assessment
(EA)*

149-160

Executive Assessment Range
(middle 80%)*

*As a result of the ongoing COVID-19 pandemic, the test requirement was relaxed for the 2020-21 admission cycle; applicants were allowed to apply, and some were admitted without a test score. This data represents only those students who applied and were admitted with a test score.

Pre-MBA Industry



U.S. Race/Ethnicity*

	Federal	Multi-Dimensional
American Indian, Alaska Native, Native Hawaiian, Other Pacific Islander	0	0
Asian American	5 (14%)	8 (22%)
Black / African American	3 (9%)	4 (11%)
Hispanic / Latinx	5 (14%)	5 (14%)
White	16 (46%)	22 (63%)
Multi-race	3 (9%)	-
Did not report	3 (9%)	3 (9%)
TOTAL US / PR	35 (100%)	

*US race/ethnicity enrollment is shown as a percent of US citizens and permanent residents. MIT Sloan follows federal guidelines from the Department of the Interior for collecting data on race and ethnicity, which allow applicants to self-identify their race and ethnicity, with the option to select more than one race and/or ethnicity. The racial and ethnic categories listed here reflect those included in our application process. Per these guidelines, students who identify as Hispanic/Latinx and any other race are represented as Hispanic/Latinx only. Students who identify with more than one race are represented as Multi-Race only. To more accurately represent the racial and ethnic identities of our students, multi-dimensional reporting includes the number of students who identify with each race or ethnicity. A single student identifying with more than one race/ethnicity will be represented in more than one row, leading to a total percentage greater than 100%.

THE MISSION

The mission of the MIT Sloan School of Management is to develop principled, innovative leaders who improve the world and to generate ideas that advance management practice.

FIND US

MIT Sloan School of Management
100 Main Street
Cambridge, MA 02142
617-253-1000

LINKS

Return to campus
Press
Careers
Accessibility
Licensing
Privacy