

# Your GMAT® Enhanced Score Report

FOR: Amar Khandelwal | GMAT ID: 100004021454 | Pune, India | Dec 29, 2021 | Appt ID: 409089653

This is NOT an official score report

## Overall GMAT Exam Performance

YOUR GMAT TOTAL SCORE:

**710**

91st

PERCENTILE RANKING

0 20 40 60 80 100

YOUR IR SCORE:

**8**

90th

YOUR VERBAL SCORE:

**39**

88th

YOUR QUANTITATIVE SCORE:

**48**

67th

YOUR AWA SCORE:

**5.5**

81st

PERCENTILE RANKING

0 20 40 60 80 100

PERCENTILE RANKINGS COMPARE YOUR PERFORMANCE TO 3 YEARS OF GMAT EXAMS SAMPLE SIZE: 555174

## TIME MANAGEMENT BY SECTION

YOUR MEAN RESPONSE TIME PER QUESTION

INTEGRATED REASONING

2:09

VERBAL

1:45

QUANTITATIVE

2:07

minute 1 minute 2 minute

## MEAN SCORE

MEAN SCORE:

**568.2**

(39th percentile)

Definition

The three year mean GMAT Total score is 568.2. This score is better than 39% of GMAT Exam scores recorded in the past three years.

Note: GMAT scores are valid for five years. Even though your score won't change, your percentile ranking may change when compared with a newer pool of applicants. Shifts tend to be gradual over long periods of time.

## MEAN TIME

MEAN TIME FOR ALL TEST TAKERS:

**1:54** minutes

Definition

For all GMAT Exam scores recorded in the past three years the mean time to complete a question in the Integrated Reasoning, Verbal, and Quantitative sections is 1:54 minutes.

## SUMMARY

- Your GMAT Total score of 710 is higher than 91% of GMAT Exam scores recorded in the past three years.
  - Your Integrated Reasoning score of 8 is higher than 90% of GMAT Exam scores recorded in the past three years.
  - Your Verbal score of 39 is higher than 88% of GMAT Exam scores recorded in the past three years.
  - Your Quantitative score of 48 is higher than 67% of GMAT Exam scores recorded in the past three years.
- Your Quantitative score of 48 and your Verbal score of 39 were used to calculate your GMAT Total score. Especially strong or weak scores on either section significantly impacts the GMAT Total score.

# Your GMAT® Enhanced Score Report

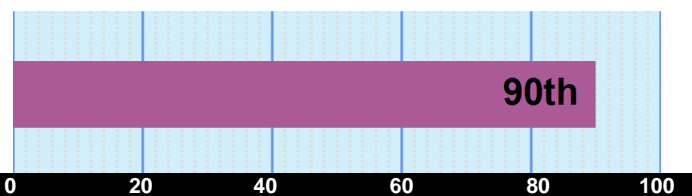
FOR: Amar Khandelwal | GMAT ID: 100004021454 | Pune, India | Dec 29, 2021 | Appt ID: 409089653

This is NOT an official score report

## Integrated Reasoning Performance

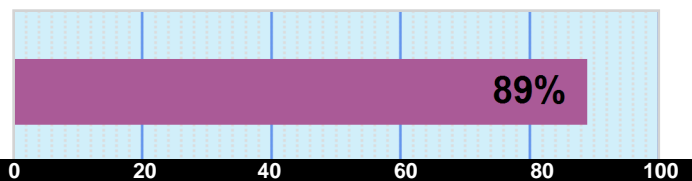
YOUR OVERALL IR SCORE:

8



PERCENT OF QUESTIONS YOU ANSWERED CORRECTLY

89%



PERCENTILE RANKINGS COMPARE YOUR PERFORMANCE TO 3 YEARS OF GMAT EXAMS

## TIME MANAGEMENT - INTEGRATED REASONING

YOUR MEAN RESPONSE TIME PER QUESTION

OVERALL SECTION

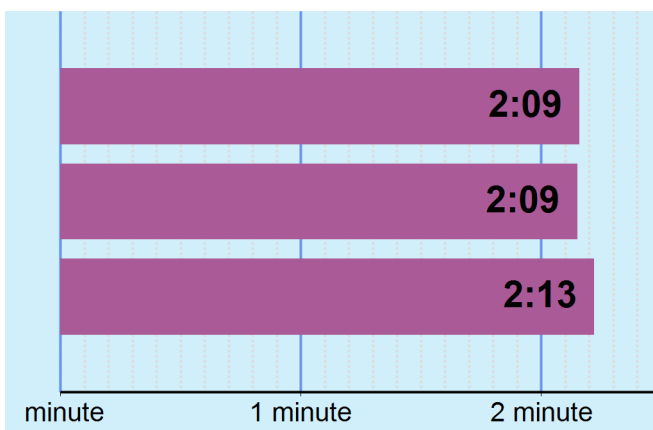
2:09

CORRECT

2:09

INCORRECT

2:13



### MEAN SCORE

MEAN SCORE:

4.51

(31st percentile)

Definition

The three year mean GMAT Integrated Reasoning score is 4.5. This score is better than 31% of GMAT Exam scores recorded in the past three years.

Note: GMAT scores are valid for five years. Even though your score won't change, your percentile ranking may change when compared with a newer pool of applicants. Shifts tend to be gradual over long periods of time.

### MEAN TIME

MEAN TIME FOR ALL TEST TAKERS:

2:27 minutes

Definition

For all GMAT Exam scores recorded in the past three years the mean time to complete a question in the Integrated Reasoning section is 2:27 minutes.

### SUMMARY

- Your Integrated Reasoning score of 8 is higher than 90% of GMAT Exam scores recorded in the past three years. The mean score for this section is 4.51.
- Lack of familiarity with the format of the four item types may negatively impact performance in this section.
- You completed 12 of the 12 questions in the Integrated Reasoning section.

# Your GMAT® Enhanced Score Report

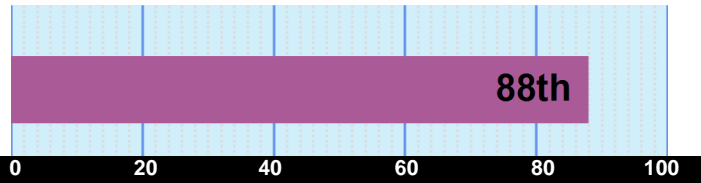
FOR: Amar Khandelwal | GMAT ID: 100004021454 | Pune, India | Dec 29, 2021 | Appt ID: 409089653

This is NOT an official score report

## Verbal Section Performance

YOUR OVERALL VERBAL SCORE:

**39**



## MEAN SCORE

MEAN SCORE:

**27.11**

(45th percentile)

Definition

The three year mean GMAT Verbal score is 27.1. This score is better than 45% of GMAT Exam scores recorded in the past three years.

Note: GMAT scores are valid for five years. Even though your score won't change, your percentile ranking may change when compared with a newer pool of applicants. Shifts tend to be gradual over long periods of time.

## SUB-SECTION RANKINGS

CRITICAL REASONING

91st

READING COMPREHENSION

85th

SENTENCE CORRECTION

79th

PERCENTILE RANKING 0 20 40 60 80 100

PERCENTILE RANKINGS COMPARE YOUR PERFORMANCE TO 3 YEARS OF GMAT EXAMS SAMPLE SIZE: 695794

## SUB-SECTION TIME MANAGEMENT

YOUR MEAN RESPONSE TIME PER QUESTION

OVERALL VERBAL

1:45

CRITICAL REASONING

1:33

READING COMPREHENSION

1:34

SENTENCE CORRECTION

2:02

minute 1 minute 2 minute

## MEAN TIME

MEAN TIME FOR ALL TEST TAKERS:

**1:43** minutes

Definition

For all GMAT Exam scores recorded in the past three years the mean time to complete a question in the Verbal section is 1:43 minutes.

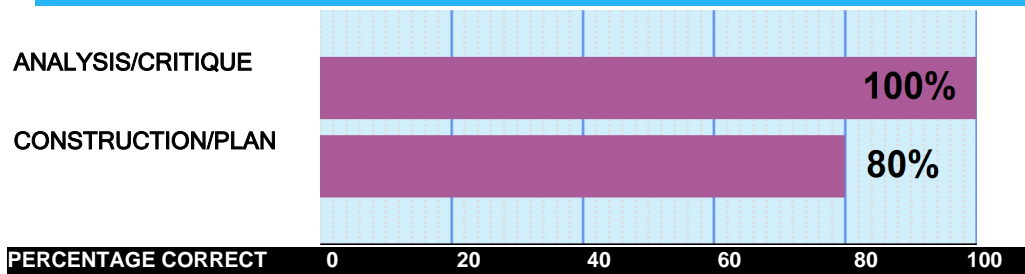
# Your GMAT® Enhanced Score Report

FOR: Amar Khandelwal | GMAT ID: 100004021454 | Pune, India | Dec 29, 2021 | Appt ID: 409089653

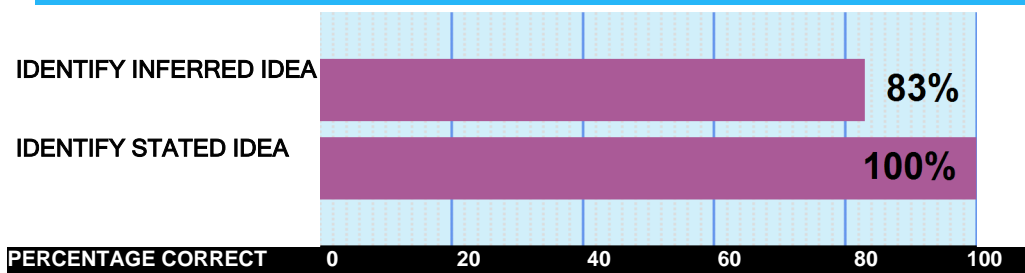
This is NOT an official score report

## PERFORMANCE BY FUNDAMENTAL SKILLS

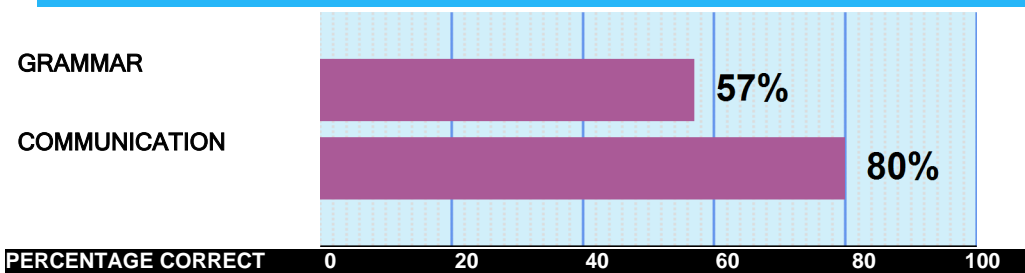
### CRITICAL REASONING



### READING COMPREHENSION



### SENTENCE CORRECTION



# Your GMAT® Enhanced Score Report

FOR: Amar Khandelwal | GMAT ID: 100004021454 | Pune, India | Dec 29, 2021 | Appt ID: 409089653

This is NOT an official score report

## PERCENT CORRECT

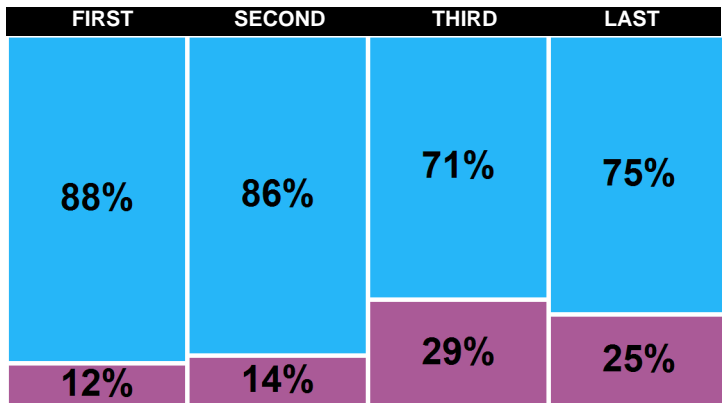
YOUR OVERALL VERBAL SCORE:

**39**

PERCENT OF QUESTIONS ANSWERED CORRECT/INCORRECT

● CORRECT

● INCORRECT



"Each section in this graph represents approximately one quarter of the questions in order of presentation."

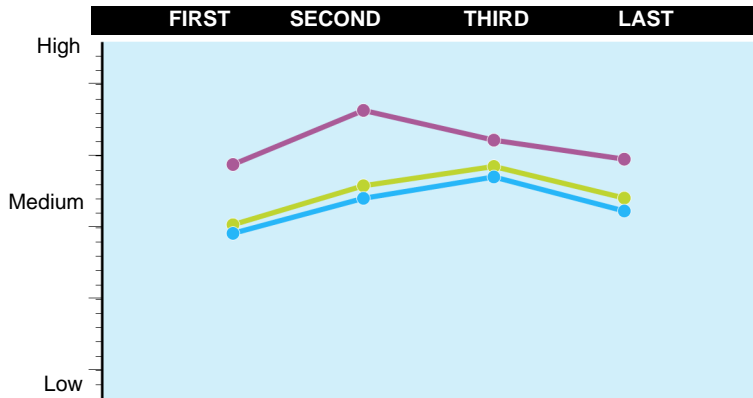
## AVERAGE DIFFICULTY

AVERAGE DIFFICULTY PER QUESTION

● ALL

● CORRECT

● INCORRECT



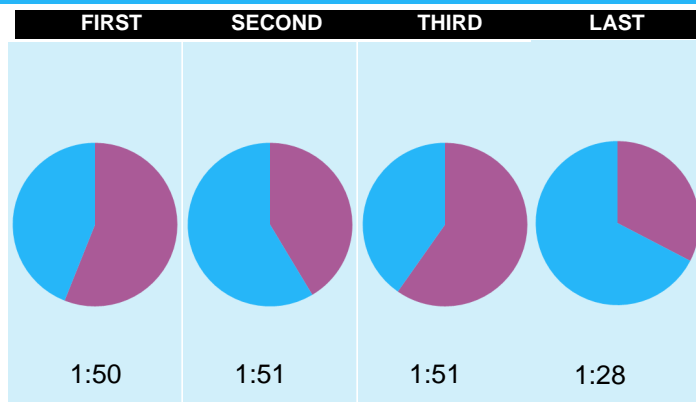
"Each section in this graph represents approximately one quarter of the questions in order of presentation."

## PERFORMANCE OVER TIME

AVERAGE TIME PER RESPONSE

● CORRECT

● INCORRECT



"Each section in this graph represents approximately one quarter of the questions in order of presentation."

# Your GMAT® Enhanced Score Report

FOR: Amar Khandelwal | GMAT ID: 100004021454 | Pune, India | Dec 29, 2021 | Appt ID: 409089653

This is NOT an official score report

## SUMMARY

- Your Verbal score of 39 is higher than 88% of GMAT Exam scores recorded in the past three years. The mean score for this section is 27.11.
- Your performance on Critical Reasoning questions was equivalent to a score of 42, which is better than 91% of GMAT Exam scores recorded in the past three years. The mean score for this sub-section is 27.75.
  - Your performance of 100% on Analysis/Critique questions is considered Very Strong.
  - Your performance of 80% on Construction/Plan questions is considered Above Average.
- Your performance on Reading Comprehension questions was equivalent to a score of 40, which is better than 85% of GMAT Exam scores recorded in the past three years. The mean score for this sub-section is 27.26.
  - Your performance of 83% on Identify Inferred Idea questions is considered Strong.
  - Your performance of 100% on Identify Stated Idea questions is considered Very Strong.
- Your performance on Sentence Correction questions was equivalent to a score of 37, which is better than 79% of GMAT Exam scores recorded in the past three years. The mean score for this sub-section is 27.51.
  - Your performance of 57% on Grammar questions is considered Average.
  - Your performance of 80% on Communication questions is considered Above Average.
- You completed 36 questions in the Verbal section.
- You responded correctly to 88% of the first set of questions, 86% of the second set of questions, 71% of the third set of questions and 75% of the final set of questions.
- The average difficulty of questions presented to you in the first set of questions was Medium, the average for the second set of questions was Medium, the average for the third set of questions was Medium and was Medium for the final set of questions.
- The average time it took you to respond to the first set of questions presented was 1:50, the average time for the second set of questions was 1:51, the average time for the third set of questions was 1:51 and 1:28 for the final set of questions.
- Please Note: If you sat for the GMAT exam prior to April 16, 2018 this section contained 41 questions, on or after April 16, 2018 the section consists of 36 questions.

# Your GMAT® Enhanced Score Report

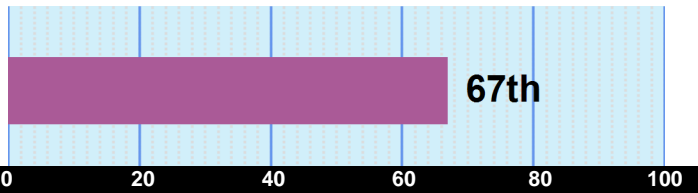
FOR: Amar Khandelwal | GMAT ID: 100004021454 | Pune, India | Dec 29, 2021 | Appt ID: 409089653

This is NOT an official score report

## Quantitative Section Performance

YOUR OVERALL  
QUANTITATIVE SCORE:

**48**



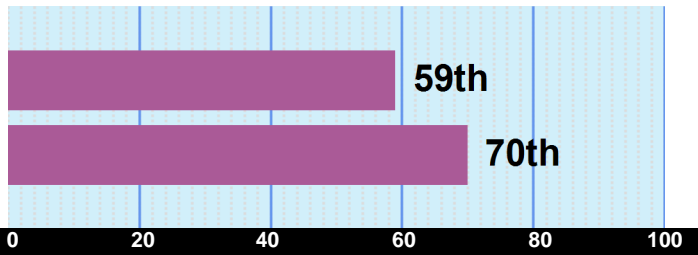
## SUB-SECTION RANKINGS

PROBLEM SOLVING

59th

DATA SUFFICIENCY

70th

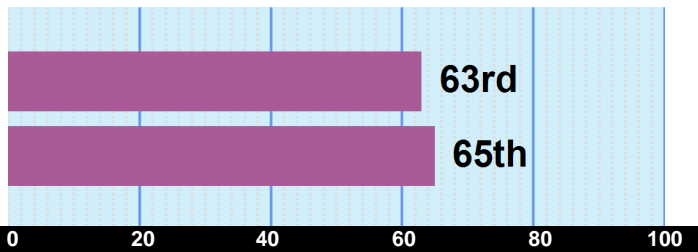


ARITHMETIC

63rd

ALGEBRA/GEOMETRY

65th



PERCENTILE RANKINGS COMPARE YOUR PERFORMANCE TO 3 YEARS OF GMAT EXAMS SAMPLE SIZE: 695794

## SUB-SECTION TIME MANAGEMENT

YOUR MEAN RESPONSE TIME PER QUESTION

OVERALL QUANTITATIVE

2:07

PROBLEM SOLVING

2:18

DATA SUFFICIENCY

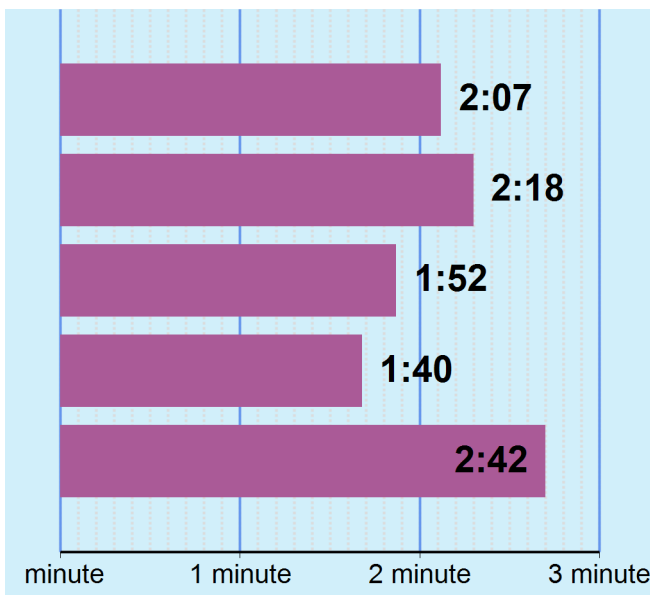
1:52

ARITHMETIC

1:40

ALGEBRA/GEOMETRY

2:42



## MEAN SCORE

MEAN SCORE:

**40.38**

(35th percentile)

Definition

The three year mean GMAT Quantitative score is 40.4. This score is better than 35% of GMAT Exam scores recorded in the past three years.

Note: GMAT scores are valid for five years. Even though your score won't change, your percentile ranking may change when compared with a newer pool of applicants. Shifts tend to be gradual over long periods of time.

## MEAN TIME

MEAN TIME FOR ALL  
TEST TAKERS:

**1:55** minutes

Definition

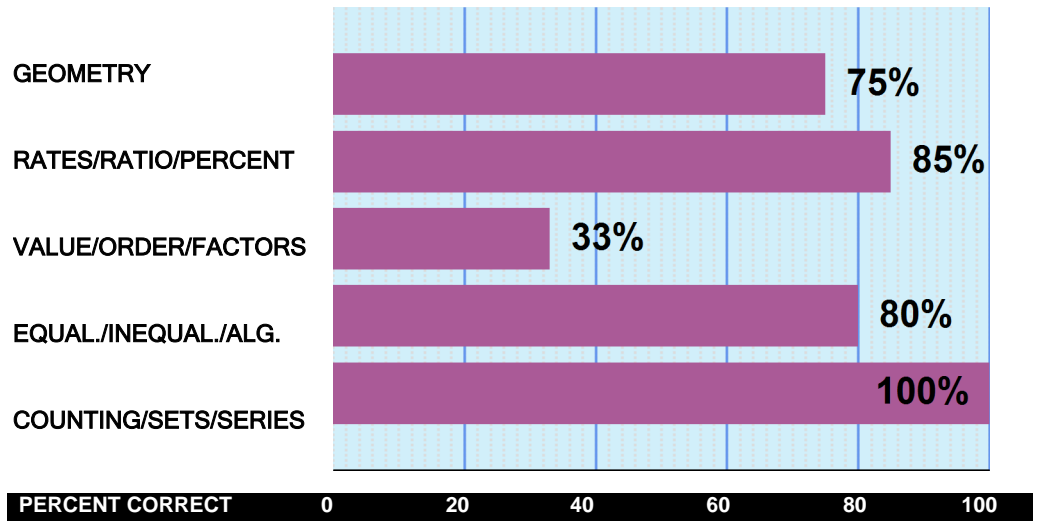
For all GMAT Exam scores recorded in the past three years the mean time to complete a question in the Quantitative sections is 1:55 minutes.

# Your GMAT® Enhanced Score Report

FOR: Amar Khandelwal | GMAT ID: 100004021454 | Pune, India | Dec 29, 2021 | Appt ID: 409089653

This is NOT an official score report

## PERFORMANCE BY FUNDAMENTAL SKILLS



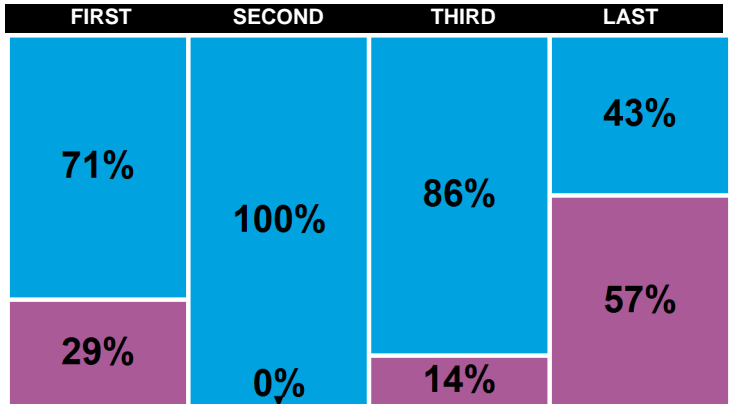
## PERCENT CORRECT

YOUR OVERALL QUANTITATIVE SCORE:

**48**

PERCENT OF QUESTIONS ANSWERED CORRECT/INCORRECT

- CORRECT
- INCORRECT

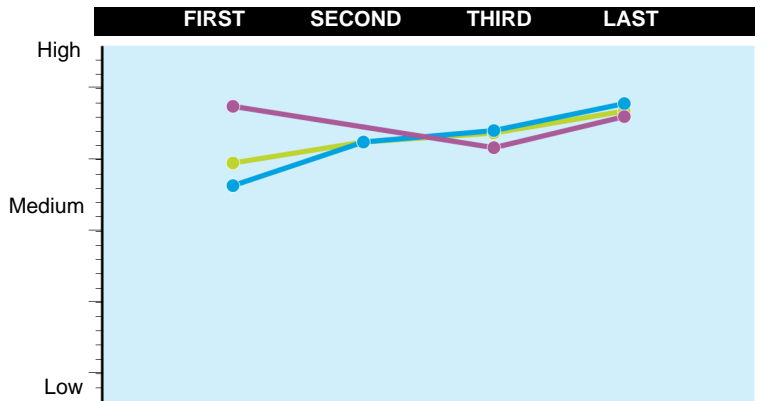


Each section in this graph represents approximately one quarter of the questions in order of presentation.

## AVERAGE DIFFICULTY

AVERAGE DIFFICULTY PER QUESTION

- ALL
- CORRECT
- INCORRECT



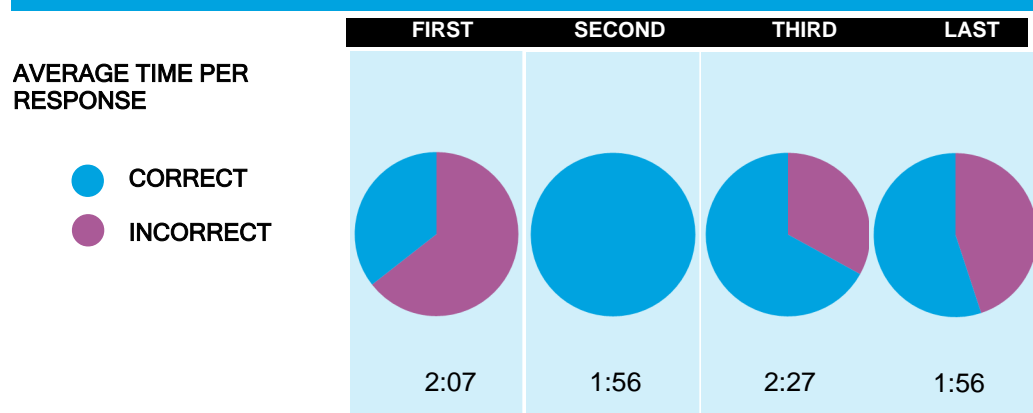
Each section in this graph represents approximately one quarter of the questions in order of presentation.

# Your GMAT® Enhanced Score Report

FOR: Amar Khandelwal | GMAT ID: 100004021454 | Pune, India | Dec 29, 2021 | Appt ID: 409089653

This is NOT an official score report

## TIME MANAGEMENT



## SUMMARY

- Your Quantitative score of 48 is higher than 67% of GMAT Exam scores recorded in the past three years. The mean score for this section is 40.38.
- Your performance on Problem Solving questions was equivalent to a score of 47. Your score is better than 59% of all sub-section scores recorded in the past three years. The mean for all test takers is 40.7.
- Your performance on Data Sufficiency questions was equivalent to a score of 49. Your score is better than 70% of all sub-section scores recorded in the past three years. The mean for all test takers is 40.66.
- Your performance on Arithmetic questions was equivalent to a score of 48. Your score is better than 63% of all sub-section scores recorded in the past three years. The mean for all test takers is 40.89.
- Your performance on Algebra/Geometry questions was equivalent to a score of 48. Your score is better than 65% of all sub-section scores recorded in the past three years. The mean for all test takers is 40.52.
- Your performance of 75% on Geometry questions is considered Above Average.
- Your performance of 85% on Rates/Ratio/Percent questions is considered Strong.
- Your performance of 33% on Value/Order/Factors questions is considered Weak.
- Your performance of 80% on Equal./Inequal./Alg. questions is considered Above Average.
- Your performance of 100% on Counting/Sets/Series questions is considered Very Strong.
- You completed 31 questions in the Quantitative section.
- You responded correctly to 71% of the first set of questions, 100% of the second set of questions, 86% of the third set of questions and 43% of the final set of questions..
- The average difficulty of questions presented to you in the first set of questions was Medium High, the average for the second set of questions was Medium High, the average for the third set of questions was Medium High and was Medium High for the final set of questions.
- The average time it took you to respond to the first set of questions presented was 2:07, the average time for the second set of questions was 1:56, the average time for the third set of questions was 2:27 and 1:56 for the final set of questions.
- Please Note: If you sat for the GMAT exam prior to April 16, 2018 this section contained 37 questions, on or after April 16, 2018 the section consists of 31 questions.

# Your GMAT® Enhanced Score Report


FOR: Amar Khandelwal | GMAT ID: 100004021454 | Pune, India | Dec 29, 2021 | Appt ID: 409089653

This is NOT an official score report

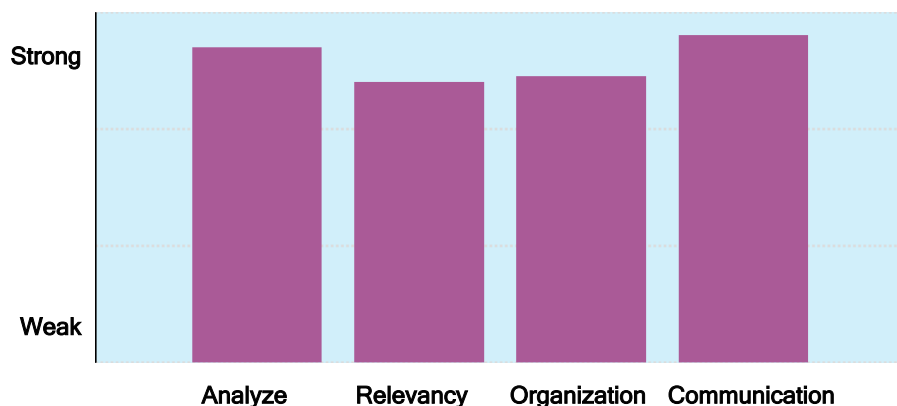
## AWA Section Performance

YOUR OVERALL AWA  
SCORE:

**5.5**



## SUB-SECTION RANKINGS



## MEAN SCORE

MEAN SCORE:

**4.45**

(18th percentile)

Definition

The three year mean GMAT Verbal score is 4.4. This score is better than 18% of GMAT Exam scores recorded in the past three years.

Note: GMAT scores are valid for five years. Even though your score won't change, your percentile ranking may change when compared with a newer pool of applicants. Shifts tend to be gradual over long periods of time.

## SUMMARY

- Analysis
  - You clearly identified important features of the argument and analyzed them in a generally thoughtful way.
- Relevancy
  - You effectively supported the main points of your critique.
- Organization
  - You developed, organized and effectively transitioned between ideas.
- Communication
  - Your essay demonstrated superior control of language and the conventions of standard written English.