

Your GMAT® Enhanced Score Report

FOR: Ahmed Mohamed | GMAT ID: 100003966798 | Cairo, Egypt | Mar 19, 2022 | Appt ID: 416878019

This is NOT an official score report

Overall GMAT Exam Performance

YOUR GMAT TOTAL SCORE:

640

66th

PERCENTILE RANKING

0 20 40 60 80 100

YOUR IR SCORE:

5

48th

YOUR VERBAL SCORE:

37

82nd

YOUR QUANTITATIVE SCORE:

42

39th

YOUR AWA SCORE:

5

57th

PERCENTILE RANKING

0 20 40 60 80 100

PERCENTILE RANKINGS COMPARE YOUR PERFORMANCE TO 3 YEARS OF GMAT EXAMS SAMPLE SIZE: 555174

TIME MANAGEMENT BY SECTION

YOUR MEAN RESPONSE TIME PER QUESTION

INTEGRATED REASONING

2:29

VERBAL

1:40

QUANTITATIVE

1:55

minute 1 minute 2 minute

MEAN SCORE

MEAN SCORE:

568.2

(39th percentile)

Definition

The three year mean GMAT Total score is 568.2. This score is better than 39% of GMAT Exam scores recorded in the past three years.

Note: GMAT scores are valid for five years. Even though your score won't change, your percentile ranking may change when compared with a newer pool of applicants. Shifts tend to be gradual over long periods of time.

MEAN TIME

MEAN TIME FOR ALL TEST TAKERS:

1:54 minutes

Definition

For all GMAT Exam scores recorded in the past three years the mean time to complete a question in the Integrated Reasoning, Verbal, and Quantitative sections is 1:54 minutes.

SUMMARY

- Your GMAT Total score of 640 is higher than 66% of GMAT Exam scores recorded in the past three years.
 - Your Integrated Reasoning score of 5 is higher than 48% of GMAT Exam scores recorded in the past three years.
 - Your Verbal score of 37 is higher than 82% of GMAT Exam scores recorded in the past three years.
 - Your Quantitative score of 42 is higher than 39% of GMAT Exam scores recorded in the past three years.
- Your Quantitative score of 42 and your Verbal score of 37 were used to calculate your GMAT Total score. Especially strong or weak scores on either section significantly impacts the GMAT Total score.

Your GMAT® Enhanced Score Report

FOR: Ahmed Mohamed | GMAT ID: 100003966798 | Cairo, Egypt | Mar 19, 2022 | Appt ID: 416878019

This is NOT an official score report

Integrated Reasoning Performance

YOUR OVERALL IR SCORE:

5

48th

PERCENTILE RANKING 0 20 40 60 80 100

PERCENT OF QUESTIONS YOU ANSWERED CORRECTLY

56%

PERCENTILE RANKING 0 20 40 60 80 100

PERCENTILE RANKINGS COMPARE YOUR PERFORMANCE TO 3 YEARS OF GMAT EXAMS

TIME MANAGEMENT - INTEGRATED REASONING

YOUR MEAN RESPONSE TIME PER QUESTION

OVERALL SECTION

2:29

CORRECT

2:52

INCORRECT

2:01

minute 1 minute 2 minute 3 minute

MEAN SCORE

MEAN SCORE:

4.51

(31st percentile)

Definition

The three year mean GMAT Integrated Reasoning score is 4.5. This score is better than 31% of GMAT Exam scores recorded in the past three years.

Note: GMAT scores are valid for five years. Even though your score won't change, your percentile ranking may change when compared with a newer pool of applicants. Shifts tend to be gradual over long periods of time.

MEAN TIME

MEAN TIME FOR ALL TEST TAKERS:

2:27 minutes

Definition

For all GMAT Exam scores recorded in the past three years the mean time to complete a question in the Integrated Reasoning section is 2:27 minutes.

SUMMARY

- Your Integrated Reasoning score of 5 is higher than 48% of GMAT Exam scores recorded in the past three years. The mean score for this section is 4.51.
- Lack of familiarity with the format of the four item types may negatively impact performance in this section.
- You completed 12 of the 12 questions in the Integrated Reasoning section.

Your GMAT® Enhanced Score Report

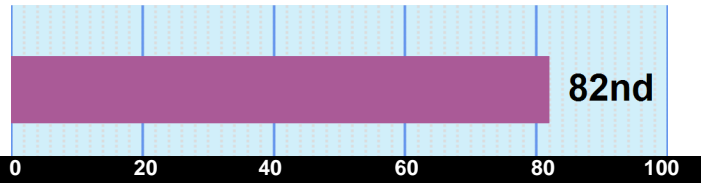
FOR: Ahmed Mohamed | GMAT ID: 100003966798 | Cairo, Egypt | Mar 19, 2022 | Appt ID: 416878019

This is NOT an official score report

Verbal Section Performance

YOUR OVERALL VERBAL SCORE:

37



SUB-SECTION RANKINGS

CRITICAL REASONING

94th

READING COMPREHENSION

26th

SENTENCE CORRECTION

63rd

PERCENTILE RANKING 0 20 40 60 80 100

PERCENTILE RANKINGS COMPARE YOUR PERFORMANCE TO 3 YEARS OF GMAT EXAMS SAMPLE SIZE: 695794

SUB-SECTION TIME MANAGEMENT

YOUR MEAN RESPONSE TIME PER QUESTION

OVERALL VERBAL

1:40

CRITICAL REASONING

1:40

READING COMPREHENSION

2:08

SENTENCE CORRECTION

1:18

minute 1 minute 2 minute

MEAN SCORE

MEAN SCORE:

27.11

(45th percentile)

Definition

The three year mean GMAT Verbal score is 27.1. This score is better than 45% of GMAT Exam scores recorded in the past three years.

Note: GMAT scores are valid for five years. Even though your score won't change, your percentile ranking may change when compared with a newer pool of applicants. Shifts tend to be gradual over long periods of time.

MEAN TIME

MEAN TIME FOR ALL TEST TAKERS:

1:43 minutes

Definition

For all GMAT Exam scores recorded in the past three years the mean time to complete a question in the Verbal section is 1:43 minutes.

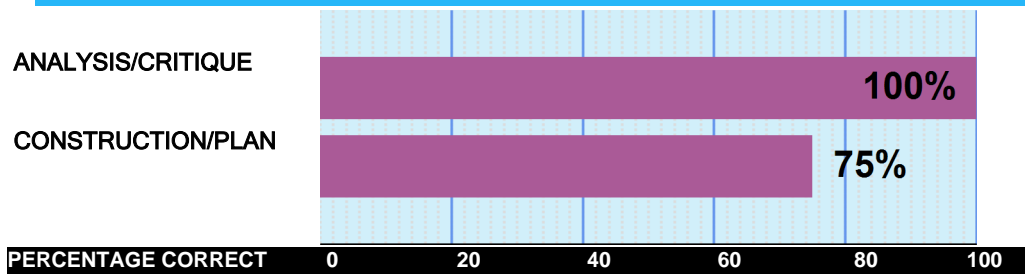
Your GMAT® Enhanced Score Report

FOR: Ahmed Mohamed | GMAT ID: 100003966798 | Cairo, Egypt | Mar 19, 2022 | Appt ID: 416878019

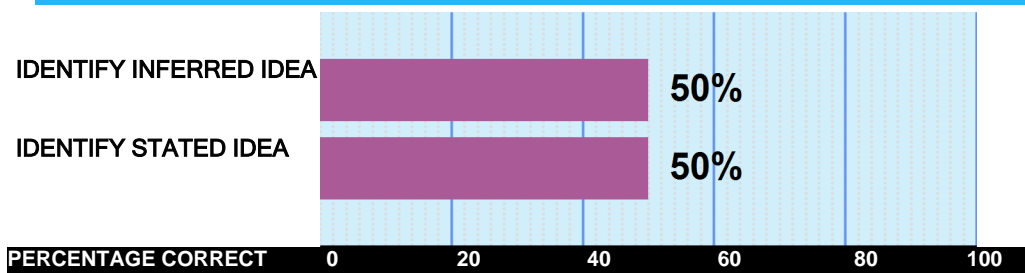
This is NOT an official score report

PERFORMANCE BY FUNDAMENTAL SKILLS

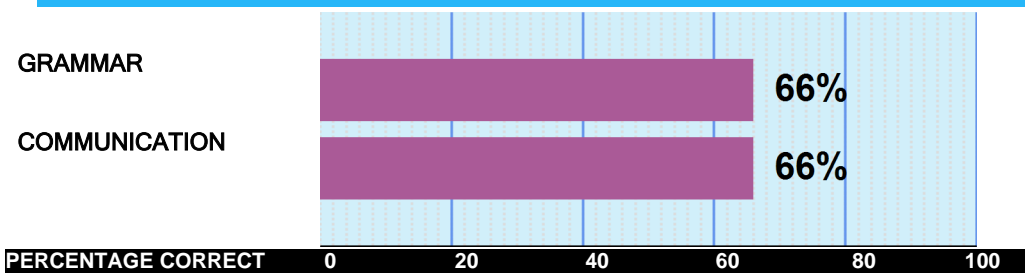
CRITICAL REASONING



READING COMPREHENSION



SENTENCE CORRECTION



Your GMAT® Enhanced Score Report

FOR: Ahmed Mohamed | GMAT ID: 100003966798 | Cairo, Egypt | Mar 19, 2022 | Appt ID: 416878019

This is NOT an official score report

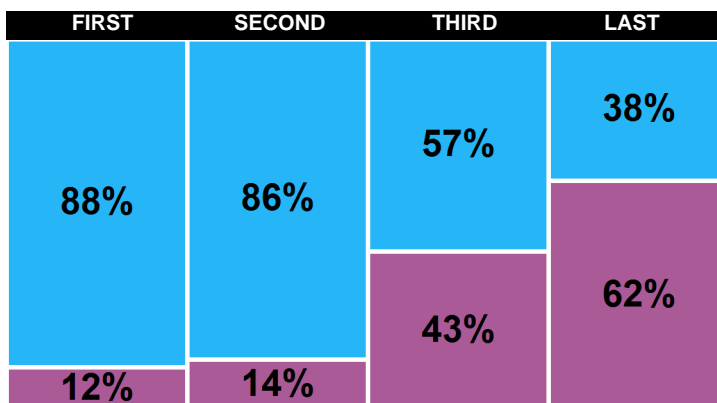
PERCENT CORRECT

YOUR OVERALL VERBAL SCORE:

37

PERCENT OF QUESTIONS ANSWERED CORRECT/INCORRECT

- CORRECT
- INCORRECT

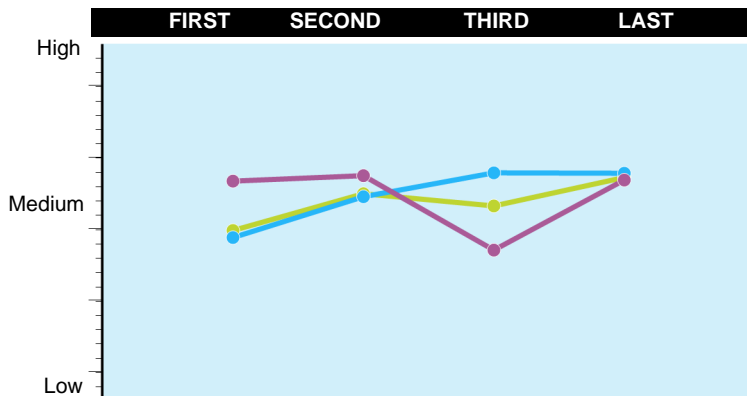


"Each section in this graph represents approximately one quarter of the questions in order of presentation."

AVERAGE DIFFICULTY

AVERAGE DIFFICULTY PER QUESTION

- ALL
- CORRECT
- INCORRECT

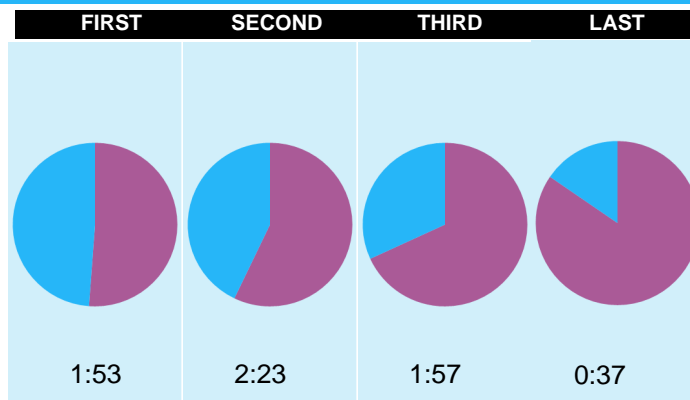


"Each section in this graph represents approximately one quarter of the questions in order of presentation."

PERFORMANCE OVER TIME

AVERAGE TIME PER RESPONSE

- CORRECT
- INCORRECT



"Each section in this graph represents approximately one quarter of the questions in order of presentation."

Your GMAT® Enhanced Score Report

FOR: Ahmed Mohamed | GMAT ID: 100003966798 | Cairo, Egypt | Mar 19, 2022 | Appt ID: 416878019

This is NOT an official score report

SUMMARY

- Your Verbal score of 37 is higher than 82% of GMAT Exam scores recorded in the past three years. The mean score for this section is 27.11.
- Your performance on Critical Reasoning questions was equivalent to a score of 44, which is better than 94% of GMAT Exam scores recorded in the past three years. The mean score for this sub-section is 27.75.
 - Your performance of 100% on Analysis/Critique questions is considered Very Strong.
 - Your performance of 75% on Construction/Plan questions is considered Above Average.
- Your performance on Reading Comprehension questions was equivalent to a score of 20, which is better than 26% of GMAT Exam scores recorded in the past three years. The mean score for this sub-section is 27.26.
 - Your performance of 50% on Identify Inferred Idea questions is considered Weak.
 - Your performance of 50% on Identify Stated Idea questions is considered Weak.
- Your performance on Sentence Correction questions was equivalent to a score of 32, which is better than 63% of GMAT Exam scores recorded in the past three years. The mean score for this sub-section is 27.51.
 - Your performance of 66% on Grammar questions is considered Above Average.
 - Your performance of 66% on Communication questions is considered Above Average.
- You completed 36 questions in the Verbal section.
- You responded correctly to 88% of the first set of questions, 86% of the second set of questions, 57% of the third set of questions and 38% of the final set of questions.
- The average difficulty of questions presented to you in the first set of questions was Medium, the average for the second set of questions was Medium, the average for the third set of questions was Medium and was Medium for the final set of questions.
- The average time it took you to respond to the first set of questions presented was 1:53, the average time for the second set of questions was 2:23, the average time for the third set of questions was 1:57 and 0:37 for the final set of questions.
- Please Note: If you sat for the GMAT exam prior to April 16, 2018 this section contained 41 questions, on or after April 16, 2018 the section consists of 36 questions.

Your GMAT® Enhanced Score Report

FOR: Ahmed Mohamed | GMAT ID: 100003966798 | Cairo, Egypt | Mar 19, 2022 | Appt ID: 416878019

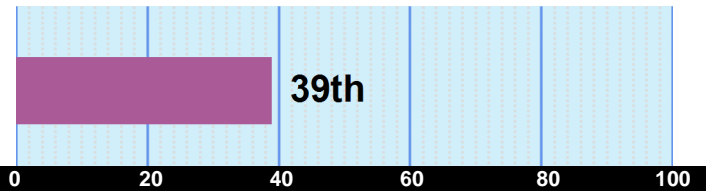
This is NOT an official score report

Quantitative Section Performance

YOUR OVERALL
QUANTITATIVE SCORE:

42

PERCENTILE RANKING



SUB-SECTION RANKINGS

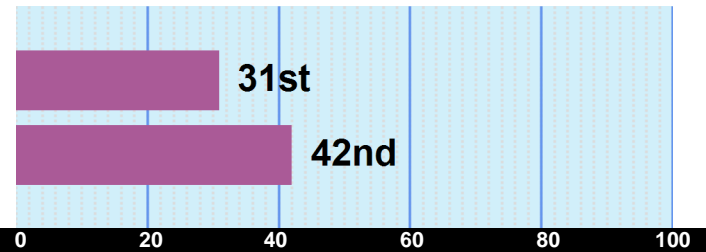
PROBLEM SOLVING

31st

DATA SUFFICIENCY

42nd

PERCENTILE RANKING



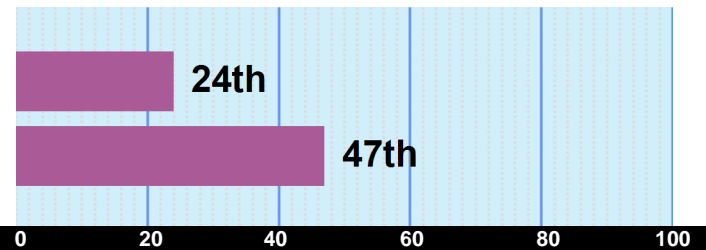
ARITHMETIC

24th

ALGEBRA/GEOMETRY

47th

PERCENTILE RANKING



PERCENTILE RANKINGS COMPARE YOUR PERFORMANCE TO 3 YEARS OF GMAT EXAMS | SAMPLE SIZE: 695794

SUB-SECTION TIME MANAGEMENT

YOUR MEAN RESPONSE TIME PER QUESTION

OVERALL QUANTITATIVE

1:55

PROBLEM SOLVING

1:55

DATA SUFFICIENCY

1:54

ARITHMETIC

1:57

ALGEBRA/GEOMETRY

1:52

minute 1 minute 2 minute

MEAN SCORE

MEAN SCORE:

40.38

(35th percentile)

Definition

The three year mean GMAT Quantitative score is 40.4. This score is better than 35% of GMAT Exam scores recorded in the past three years.

Note: GMAT scores are valid for five years. Even though your score won't change, your percentile ranking may change when compared with a newer pool of applicants. Shifts tend to be gradual over long periods of time.

MEAN TIME

MEAN TIME FOR ALL
TEST TAKERS:

1:55 minutes

Definition

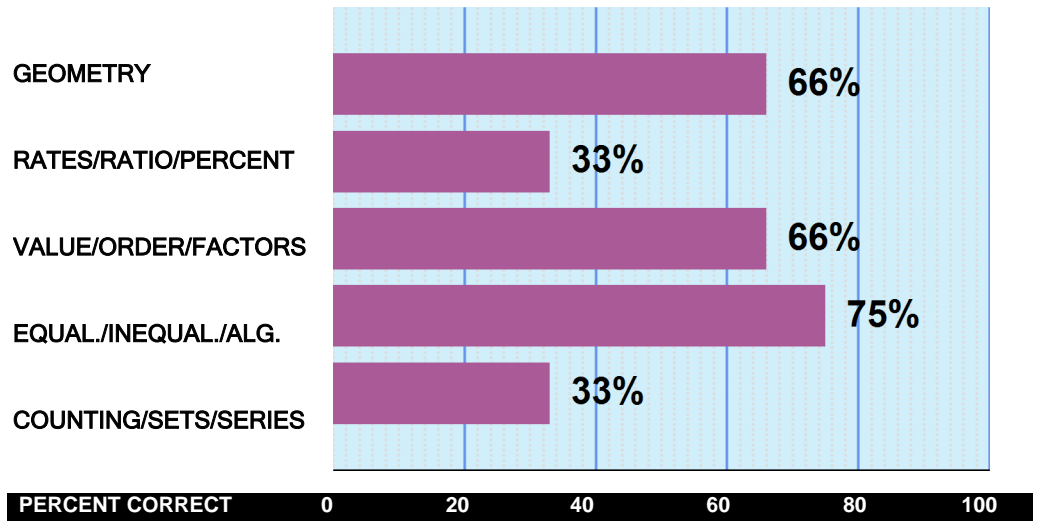
For all GMAT Exam scores recorded in the past three years the mean time to complete a question in the Quantitative sections is 1:55 minutes.

Your GMAT® Enhanced Score Report

FOR: Ahmed Mohamed | GMAT ID: 100003966798 | Cairo, Egypt | Mar 19, 2022 | Appt ID: 416878019

This is NOT an official score report

PERFORMANCE BY FUNDAMENTAL SKILLS



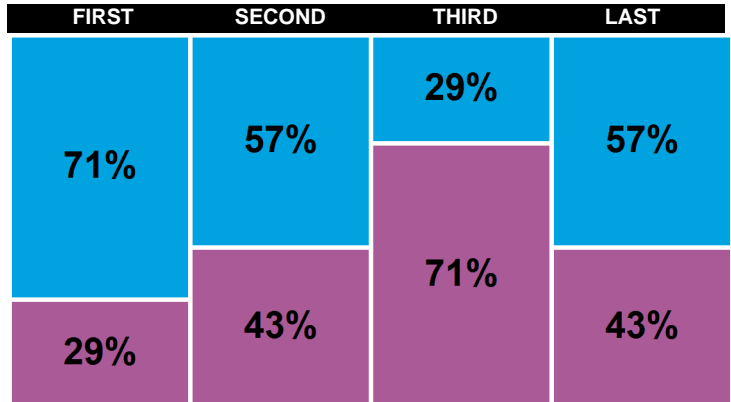
PERCENT CORRECT

YOUR OVERALL QUANTITATIVE SCORE:

42

PERCENT OF QUESTIONS ANSWERED CORRECT/INCORRECT

- CORRECT
- INCORRECT

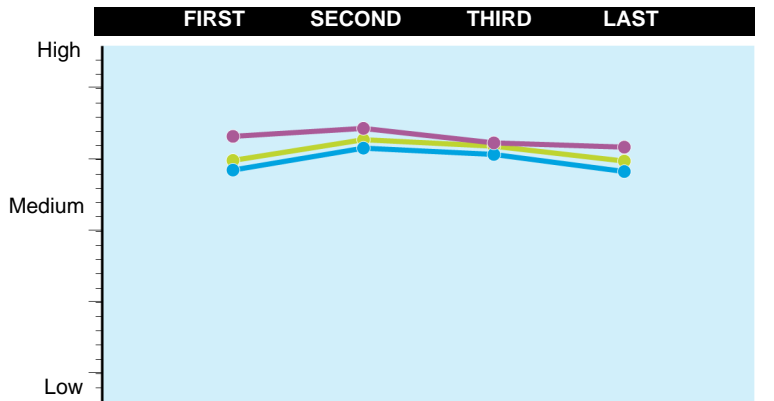


Each section in this graph represents approximately one quarter of the questions in order of presentation.

AVERAGE DIFFICULTY

AVERAGE DIFFICULTY PER QUESTION

- ALL
- CORRECT
- INCORRECT



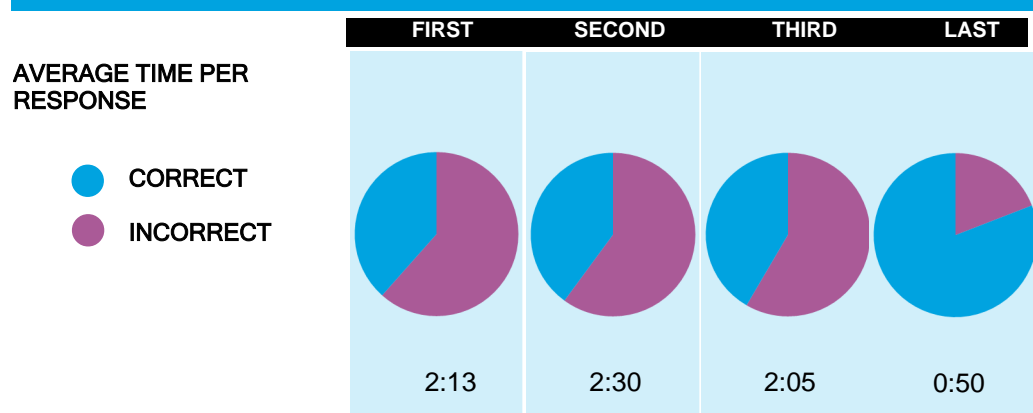
Each section in this graph represents approximately one quarter of the questions in order of presentation.

Your GMAT® Enhanced Score Report

FOR: Ahmed Mohamed | GMAT ID: 100003966798 | Cairo, Egypt | Mar 19, 2022 | Appt ID: 416878019

This is NOT an official score report

TIME MANAGEMENT



Each section in this graph represents approximately one quarter of the questions in order of presentation.

SUMMARY

- Your Quantitative score of 42 is higher than 39% of GMAT Exam scores recorded in the past three years. The mean score for this section is 40.38.
- Your performance on Problem Solving questions was equivalent to a score of 39. Your score is better than 31% of all sub-section scores recorded in the past three years. The mean for all test takers is 40.7.
- Your performance on Data Sufficiency questions was equivalent to a score of 43. Your score is better than 42% of all sub-section scores recorded in the past three years. The mean for all test takers is 40.66.
- Your performance on Arithmetic questions was equivalent to a score of 36. Your score is better than 24% of all sub-section scores recorded in the past three years. The mean for all test takers is 40.89.
- Your performance on Algebra/Geometry questions was equivalent to a score of 44. Your score is better than 47% of all sub-section scores recorded in the past three years. The mean for all test takers is 40.52.
- Your performance of 66% on Geometry questions is considered Above Average.
- Your performance of 33% on Rates/Ratio/Percent questions is considered Weak.
- Your performance of 66% on Value/Order/Factors questions is considered Above Average.
- Your performance of 75% on Equal./Inequal./Alg. questions is considered Above Average.
- Your performance of 33% on Counting/Sets/Series questions is considered Weak.
- You completed 31 questions in the Quantitative section.
- You responded correctly to 71% of the first set of questions, 57% of the second set of questions, 29% of the third set of questions and 57% of the final set of questions..
- The average difficulty of questions presented to you in the first set of questions was Medium High, the average for the second set of questions was Medium High, the average for the third set of questions was Medium High and was Medium High for the final set of questions.
- The average time it took you to respond to the first set of questions presented was 2:13, the average time for the second set of questions was 2:30, the average time for the third set of questions was 2:05 and 0:50 for the final set of questions.
- Please Note: If you sat for the GMAT exam prior to April 16, 2018 this section contained 37 questions, on or after April 16, 2018 the section consists of 31 questions.

Your GMAT® Enhanced Score Report

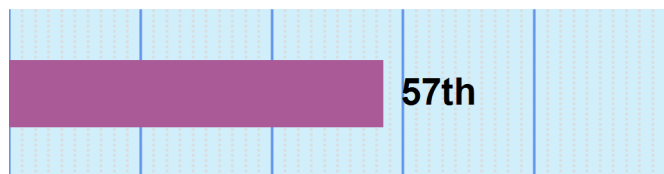
FOR: Ahmed Mohamed | GMAT ID: 100003966798 | Cairo, Egypt | Mar 19, 2022 | Appt ID: 416878019

This is NOT an official score report

AWA Section Performance

YOUR OVERALL AWA SCORE:

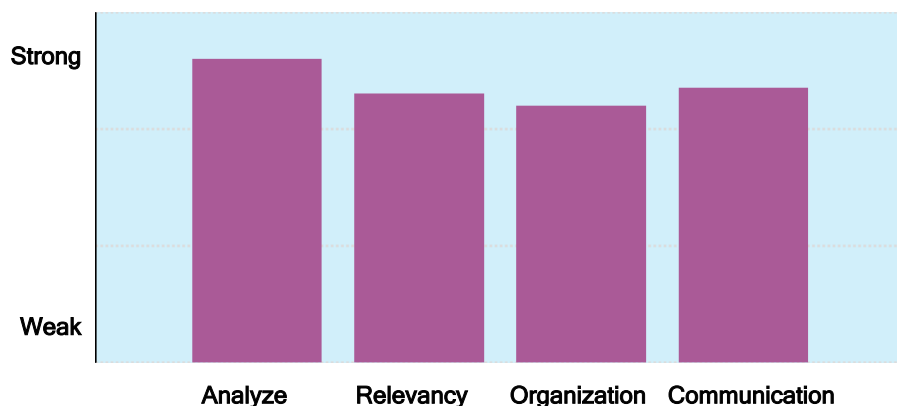
5



PERCENTILE RANKING

0 20 40 60 80 100

SUB-SECTION RANKINGS



MEAN SCORE

MEAN SCORE:

4.45

(18th percentile)

Definition

The three year mean GMAT Verbal score is 4.4. This score is better than 18% of GMAT Exam scores recorded in the past three years.

Note: GMAT scores are valid for five years. Even though your score won't change, your percentile ranking may change when compared with a newer pool of applicants. Shifts tend to be gradual over long periods of time.

SUMMARY

- Analysis
 - You clearly identified important features of the argument and analyzed them in a generally thoughtful way.
- Relevancy
 - You effectively supported the main points of your critique.
- Organization
 - You developed and organized ideas satisfactorily, but did not always effectively transition between ideas.
- Communication
 - Your essay demonstrated strong control of language and the conventions of standard written English, but included minor flaws.