

Your GMAT® Enhanced Score Report

FOR


Overall GMAT Exam Performance

YOUR GMAT TOTAL
SCORE:

660

PERCENTILE RANKING

0 20 40 60 80 100



YOUR IR SCORE:

6

YOUR VERBAL SCORE:

31

YOUR QUANTITATIVE
SCORE:

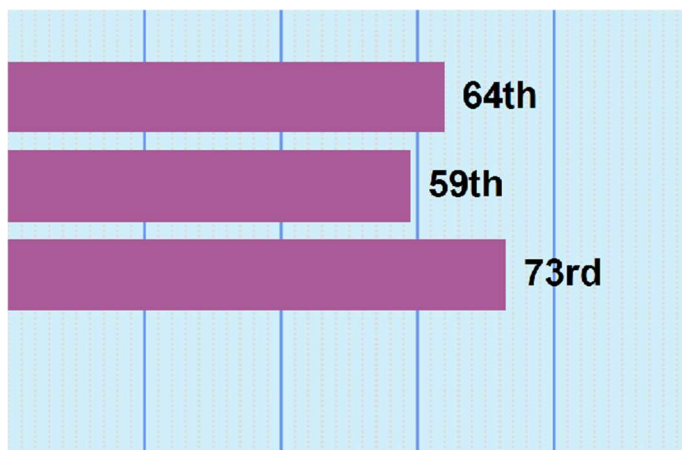
49

YOUR AWA SCORE:

-

PERCENTILE RANKING

0 20 40 60 80 100



PERCENTILE RANKINGS COMPARE YOUR PERFORMANCE TO 3 YEARS OF GMAT EXAMS SAMPLE SIZE: 414618

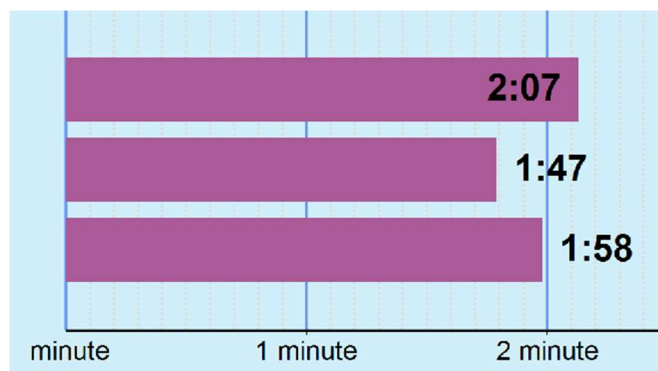
TIME MANAGEMENT BY SECTION

YOUR MEAN RESPONSE TIME PER QUESTION

INTEGRATED
REASONING

VERBAL

QUANTITATIVE



MEAN SCORE

MEAN SCORE:

574.5

(40th percentile)

Definition

The three year mean GMAT Total score is 574.5. This score is better than 40% of GMAT Exam scores recorded in the past three years.

Note: GMAT scores are valid for five years. Even though your score won't change, your percentile ranking may change when compared with a newer pool of applicants. Shifts tend to be gradual over long periods of time.

MEAN TIME

MEAN TIME FOR ALL
TEST TAKERS:

1:53 minutes

Definition

For all GMAT Exam scores recorded in the past three years the mean time to complete a question in the Integrated Reasoning, Verbal, and Quantitative sections is 1:53 minutes.

SUMMARY

- Your GMAT Total score of 660 is higher than 74% of GMAT Exam scores recorded in the past three years.
 - Your Integrated Reasoning score of 6 is higher than 64% of GMAT Exam scores recorded in the past three years.
 - Your Verbal score of 31 is higher than 59% of GMAT Exam scores recorded in the past three years.
 - Your Quantitative score of 49 is higher than 73% of GMAT Exam scores recorded in the past three years.
- Your Quantitative score of 49 and your Verbal score of 31 were used to calculate your GMAT Total score. Especially strong or weak scores on either section significantly impacts the GMAT Total score.

Your GMAT® Enhanced Score Report

FOR [REDACTED] GMAT® EXAM SCORE [REDACTED]

Integrated Reasoning Performance

YOUR OVERALL IR SCORE:

6 64th

PERCENTILE RANKING

0 20 40 60 80 100

PERCENT OF QUESTIONS
YOU ANSWERED
CORRECTLY

67%

PERCENTILE RANKING

0 20 40 60 80 100

PERCENTILE RANKINGS COMPARE YOUR PERFORMANCE TO 3 YEARS OF GMAT EXAMS

TIME MANAGEMENT - INTEGRATED REASONING

YOUR MEAN RESPONSE TIME PER QUESTION

OVERALL SECTION

2:07

CORRECT

3:06

INCORRECT

0:10

minute 1 minute 2 minute 3 minute

MEAN SCORE

MEAN SCORE:

4.65
(31st percentile)

Definition

The three year mean GMAT Integrated Reasoning score is 4.7. This score is better than 31% of GMAT Exam scores recorded in the past three years.

Note: GMAT scores are valid for five years. Even though your score won't change, your percentile ranking may change when compared with a newer pool of applicants. Shifts tend to be gradual over long periods of time.

MEAN TIME

MEAN TIME FOR ALL
TEST TAKERS:

2:28 minutes

Definition

For all GMAT Exam scores recorded in the past three years the mean time to complete a question in the Integrated Reasoning section is 2:28 minutes.

SUMMARY

- Your Integrated Reasoning score of 6 is higher than 64% of GMAT Exam scores recorded in the past three years. The mean score for this section is 4.65.
- Lack of familiarity with the format of the four item types may negatively impact performance in this section.
- You completed 12 of the 12 questions in the Integrated Reasoning section.

Your GMAT® Enhanced Score Report

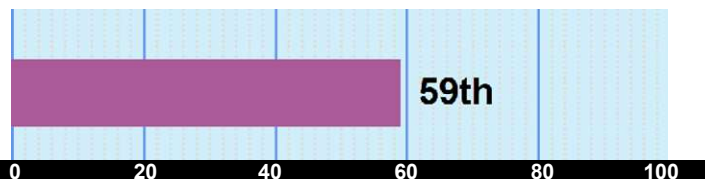
This is NOT an official score report

Verbal Section Performance

YOUR OVERALL VERBAL
SCORE:

31

PERCENTILE RANKING



SUB-SECTION RANKINGS

CRITICAL REASONING

51st

READING
COMPREHENSION

58th

SENTENCE CORRECTION

64th

PERCENTILE RANKING

0 20 40 60 80 100

PERCENTILE RANKINGS COMPARE YOUR PERFORMANCE TO 3 YEARS OF GMAT EXAMS SAMPLE SIZE: 414618

SUB-SECTION TIME MANAGEMENT

YOUR MEAN RESPONSE TIME PER QUESTION

OVERALL VERBAL

1:47

CRITICAL REASONING

2:06

READING
COMPREHENSION

2:04

SENTENCE CORRECTION

1:21

minute

1 minute

2 minute

MEAN SCORE

MEAN SCORE:

27.51

(44th percentile)

Definition

The three year mean GMAT Verbal score is 27.5. This score is better than 44% of GMAT Exam scores recorded in the past three years.

Note: GMAT scores are valid for five years. Even though your score won't change, your percentile ranking may change when compared with a newer pool of applicants. Shifts tend to be gradual over long periods of time.

MEAN TIME

MEAN TIME FOR ALL
TEST TAKERS:

1:43 minutes

Definition

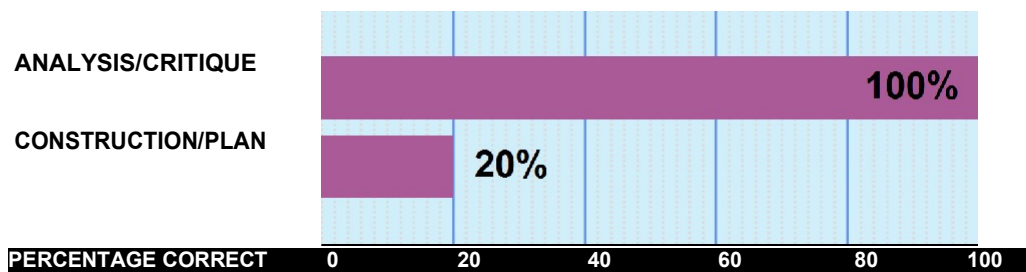
For all GMAT Exam scores recorded in the past three years the mean time to complete a question in the Verbal section is 1:43 minutes.

Your GMAT® Enhanced Score Report

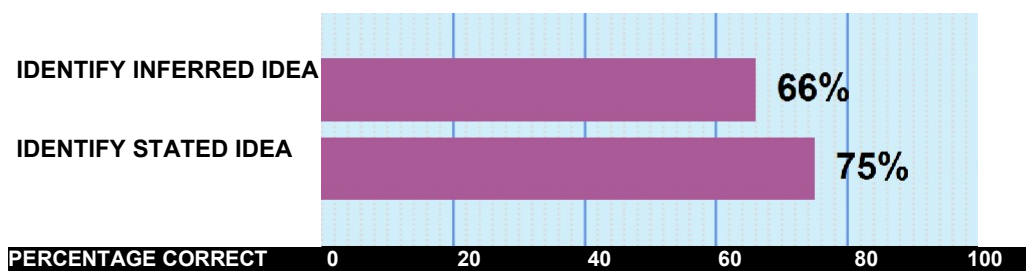
This is NOT an official score report

PERFORMANCE BY FUNDAMENTAL SKILLS

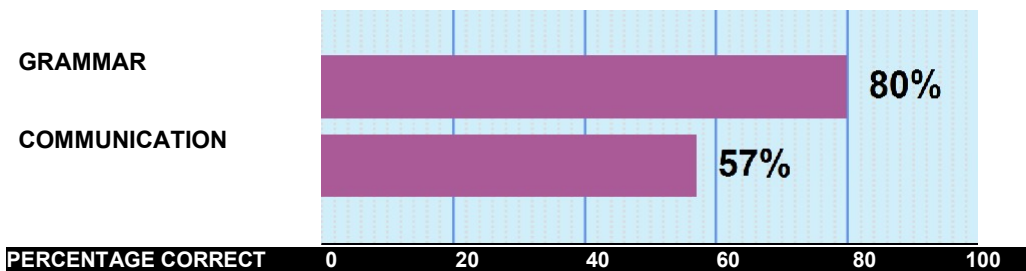
CRITICAL REASONING



READING COMPREHENSION



SENTENCE CORRECTION



Your GMAT® Enhanced Score Report

This is NOT an official score report

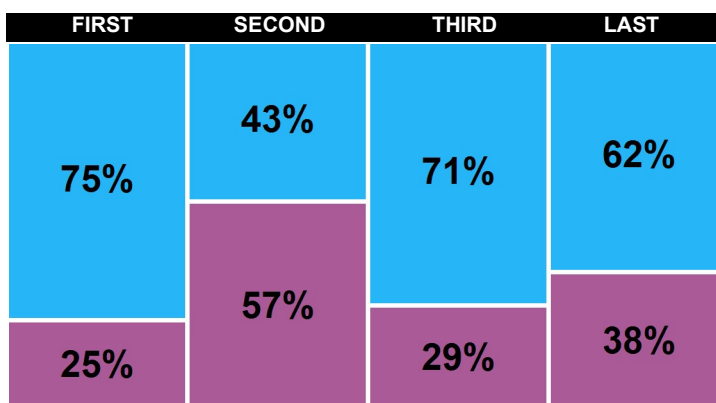
PERCENT CORRECT

YOUR OVERALL VERBAL SCORE:

31

PERCENT OF QUESTIONS ANSWERED CORRECT/INCORRECT

- CORRECT
- INCORRECT

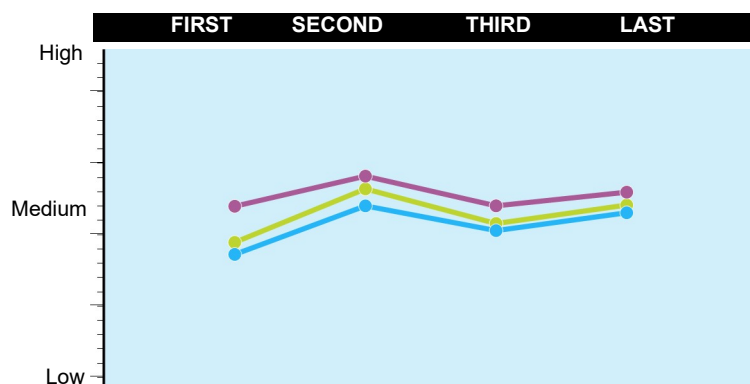


"Each section in this graph represents approximately one quarter of the questions in order of presentation."

AVERAGE DIFFICULTY

AVERAGE DIFFICULTY PER QUESTION

- ALL
- CORRECT
- INCORRECT

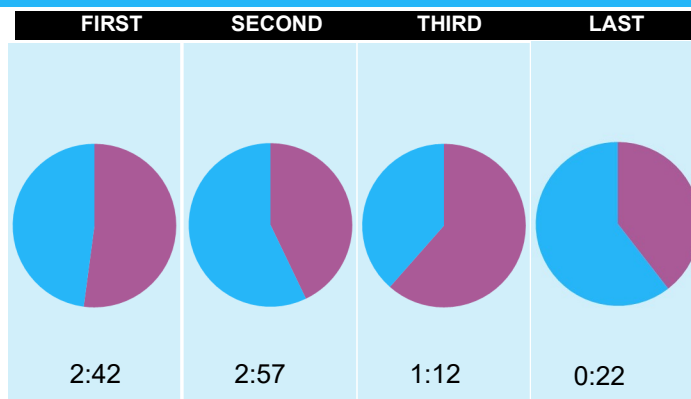


"Each section in this graph represents approximately one quarter of the questions in order of presentation."

PERFORMANCE OVER TIME

AVERAGE TIME PER RESPONSE

- CORRECT
- INCORRECT



"Each section in this graph represents approximately one quarter of the questions in order of presentation."

Your GMAT® Enhanced Score Report

This is NOT an official score report

SUMMARY

- Your Verbal score of 31 is higher than 59% of GMAT Exam scores recorded in the past three years. The mean score for this section is 27.51.
- Your performance on Critical Reasoning questions was equivalent to a score of 29, which is better than 51% of GMAT Exam scores recorded in the past three years. The mean score for this sub-section is 27.97.
 - Your performance of 100% on Analysis/Critique questions is considered Very Strong.
 - Your performance of 20% on Construction/Plan questions is considered Very Weak.
- Your performance on Reading Comprehension questions was equivalent to a score of 31, which is better than 58% of GMAT Exam scores recorded in the past three years. The mean score for this sub-section is 27.47.
 - Your performance of 66% on Identify Inferred Idea questions is considered Above Average.
 - Your performance of 75% on Identify Stated Idea questions is considered Above Average.
- Your performance on Sentence Correction questions was equivalent to a score of 33, which is better than 64% of GMAT Exam scores recorded in the past three years. The mean score for this sub-section is 27.81.
 - Your performance of 80% on Grammar questions is considered Above Average.
 - Your performance of 57% on Communication questions is considered Average.
- You completed 36 questions in the Verbal section.
- You responded correctly to 75% of the first set of questions, 43% of the second set of questions, 71% of the third set of questions and 63% of the final set of questions.
- The average difficulty of questions presented to you in the first set of questions was Medium, the average for the second set of questions was Medium, the average for the third set of questions was Medium and was Medium for the final set of questions.
- The average time it took you to respond to the first set of questions presented was 2:42, the average time for the second set of questions was 2:57, the average time for the third set of questions was 1:12 and 0:22 for the final set of questions.
- Please Note: If you sat for the GMAT exam prior to April 16, 2018 this section contained 41 questions, on or after April 16, 2018 the section consists of 36 questions.

Your GMAT® Enhanced Score Report

Quantitative Section Performance

YOUR OVERALL
QUANTITATIVE SCORE:

49

PERCENTILE RANKING 0 20 40 60 80 100

73rd

SUB-SECTION RANKINGS

PROBLEM SOLVING

72nd

DATA SUFFICIENCY

83rd

PERCENTILE RANKING 0 20 40 60 80 100

ARITHMETIC

70th

ALGEBRA/GEOMETRY

72nd

PERCENTILE RANKING 0 20 40 60 80 100

PERCENTILE RANKINGS COMPARE YOUR PERFORMANCE TO 3 YEARS OF GMAT EXAMS SAMPLE SIZE: 414618

SUB-SECTION TIME MANAGEMENT

YOUR MEAN RESPONSE TIME PER QUESTION

OVERALL QUANTITATIVE

1:58

PROBLEM SOLVING

1:47

DATA SUFFICIENCY

2:13

ARITHMETIC

2:06

ALGEBRA/GEOMETRY

1:48

minute 1 minute 2 minute

MEAN SCORE

MEAN SCORE:

41.30

(34th percentile)

Definition

The three year mean GMAT Quantitative score is 41.3. This score is better than 34% of GMAT Exam scores recorded in the past three years.

Note: GMAT scores are valid for five years. Even though your score won't change, your percentile ranking may change when compared with a newer pool of applicants. Shifts tend to be gradual over long periods of time.

MEAN TIME

MEAN TIME FOR ALL
TEST TAKERS:

1:55 minutes

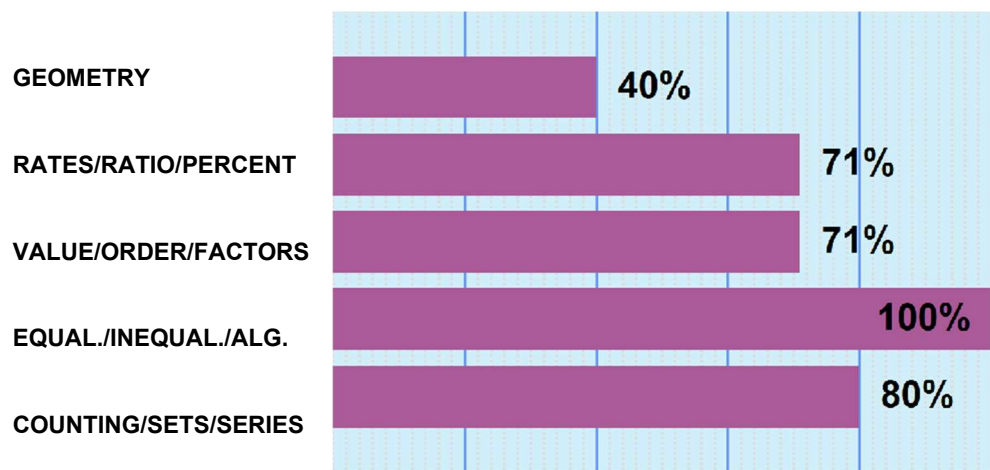
Definition

For all GMAT Exam scores recorded in the past three years the mean time to complete a question in the Quantitative sections is 1:55 minutes.

Your GMAT® Enhanced Score Report

This is NOT an official score report

PERFORMANCE BY FUNDAMENTAL SKILLS



PERCENT CORRECT 0 20 40 60 80 100

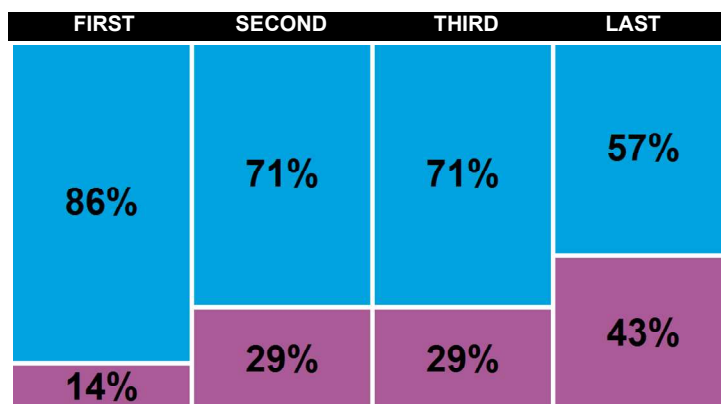
PERCENT CORRECT

YOUR OVERALL
QUANTITATIVE SCORE:

49

PERCENT OF QUESTIONS
ANSWERED
CORRECT/INCORRECT

- CORRECT
- INCORRECT




Each section in this graph represents approximately one quarter of the questions in order of presentation.

AVERAGE DIFFICULTY

AVERAGE
DIFFICULTY PER
QUESTION

- ALL
- CORRECT
- INCORRECT



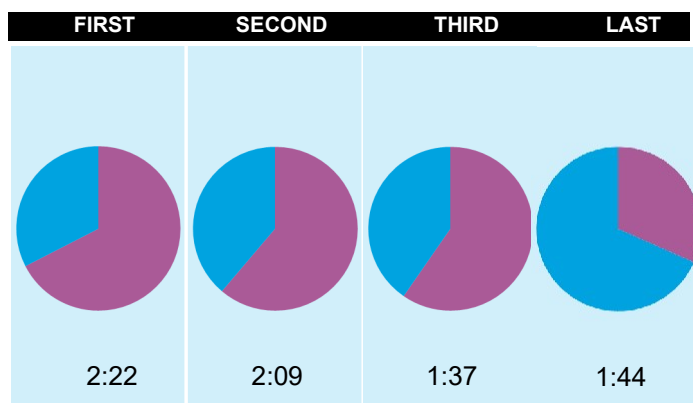
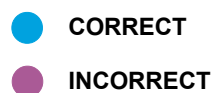
Each section in this graph represents approximately one quarter of the questions in order of presentation.

Your GMAT® Enhanced Score Report

This is NOT an official score report

TIME MANAGEMENT

AVERAGE TIME PER
RESPONSE



Each section in this graph represents approximately one quarter of the questions in order of presentation.

SUMMARY

- Your Quantitative score of 49 is higher than 73% of GMAT Exam scores recorded in the past three years. The mean score for this section is 41.3.
- Your performance on Problem Solving questions was equivalent to a score of 49. Your score is better than 72% of all sub-section scores recorded in the past three years. The mean for all test takers is 41.29.
- Your performance on Data Sufficiency questions was equivalent to a score of 50. Your score is better than 83% of all sub-section scores recorded in the past three years. The mean for all test takers is 41.25.
- Your performance on Arithmetic questions was equivalent to a score of 49. Your score is better than 70% of all sub-section scores recorded in the past three years. The mean for all test takers is 41.48.
- Your performance on Algebra/Geometry questions was equivalent to a score of 49. Your score is better than 72% of all sub-section scores recorded in the past three years. The mean for all test takers is 41.12.
- Your performance of 40% on Geometry questions is considered Weak.
- Your performance of 71% on Rates/Ratio/Percent questions is considered Above Average.
- Your performance of 71% on Value/Order/Factors questions is considered Above Average.
- Your performance of 100% on Equal./Inequal./Alg. questions is considered Very Strong.
- Your performance of 80% on Counting/Sets/Series questions is considered Above Average.
- You completed 31 questions in the Quantitative section.
- You responded correctly to 86% of the first set of questions, 71% of the second set of questions, 71% of the third set of questions and 57% of the final set of questions..
- The average difficulty of questions presented to you in the first set of questions was Medium, the average for the second set of questions was High, the average for the third set of questions was Medium High and was High for the final set of questions.
- The average time it took you to respond to the first set of questions presented was 2:22, the average time for the second set of questions was 2:09, the average time for the third set of questions was 1:37 and 1:44 for the final set of questions.
- Please Note: If you sat for the GMAT exam prior to April 16, 2018 this section contained 37 questions, on or after April 16, 2018 the section consists of 31 questions.

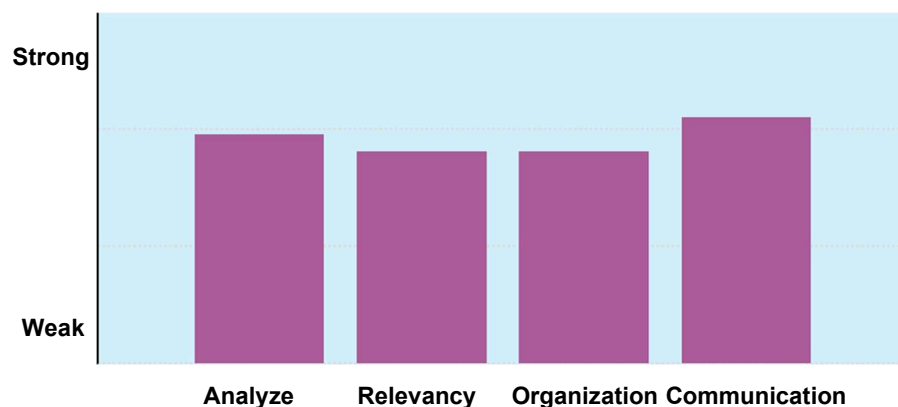
Your GMAT® Enhanced Score Report

This is NOT an official score report

AWA Section Performance

This report is created before your Analytical Writing Essay is scored and will appear within 24 hours of the exam scores being made official. If the score has been cancelled for any reason, the information will not appear in the Enhanced Score Report.

SUB-SECTION RANKINGS



MEAN SCORE

MEAN SCORE:

4.43
(18th percentile)

Definition

The three year mean GMAT Verbal score is 4.4. This score is better than 18% of GMAT Exam scores recorded in the past three years.

Note: GMAT scores are valid for five years. Even though your score won't change, your percentile ranking may change when compared with a newer pool of applicants. Shifts tend to be gradual over long periods of time.

SUMMARY

- Analysis
 - You identified and capably analyzed important features of the argument.
- Relevancy
 - You provided some relevant points to support your critique.
- Organization
 - You developed and organized ideas satisfactorily, but did not always effectively transition between ideas.
- Communication
 - Your essay demonstrated adequate control of language and the conventions of standard written English, but included several errors.