

Your GMAT® Enhanced Score Report

FOR: Anuj Patil | GMAT ID: 100004173701 | Pune, India | Aug 18, 2022 | Appt ID: 423403954

This is NOT an official score report

Overall GMAT Exam Performance

YOUR GMAT TOTAL SCORE:

590

47th

PERCENTILE RANKING

0 20 40 60 80 100

YOUR IR SCORE:

3

25th

YOUR VERBAL SCORE:

25

37th

YOUR QUANTITATIVE SCORE:

47

57th

YOUR AWA SCORE:

-

PERCENTILE RANKING

0 20 40 60 80 100

PERCENTILE RANKINGS COMPARE YOUR PERFORMANCE TO 3 YEARS OF GMAT EXAMS SAMPLE SIZE: 414618

TIME MANAGEMENT BY SECTION

YOUR MEAN RESPONSE TIME PER QUESTION

INTEGRATED REASONING

2:12

VERBAL

1:46

QUANTITATIVE

1:57

minute 1 minute 2 minute

MEAN SCORE

MEAN SCORE:

574.5

(40th percentile)

Definition

The three year mean GMAT Total score is 574.5. This score is better than 40% of GMAT Exam scores recorded in the past three years.

Note: GMAT scores are valid for five years. Even though your score won't change, your percentile ranking may change when compared with a newer pool of applicants. Shifts tend to be gradual over long periods of time.

MEAN TIME

MEAN TIME FOR ALL TEST TAKERS:

1:53 minutes

Definition

For all GMAT Exam scores recorded in the past three years the mean time to complete a question in the Integrated Reasoning, Verbal, and Quantitative sections is 1:53 minutes.

SUMMARY

- Your GMAT Total score of 590 is higher than 47% of GMAT Exam scores recorded in the past three years.
 - Your Integrated Reasoning score of 3 is higher than 17% of GMAT Exam scores recorded in the past three years.
 - Your Verbal score of 25 is higher than 37% of GMAT Exam scores recorded in the past three years.
 - Your Quantitative score of 47 is higher than 57% of GMAT Exam scores recorded in the past three years.
- Your Quantitative score of 47 and your Verbal score of 25 were used to calculate your GMAT Total score. Especially strong or weak scores on either section significantly impacts the GMAT Total score.

Your GMAT® Enhanced Score Report

FOR: Anuj Patil | GMAT ID: 100004173701 | Pune, India | Aug 18, 2022 | Appt ID: 423403954

This is NOT an official score report

Integrated Reasoning Performance

YOUR OVERALL IR SCORE:

3

25th

PERCENTILE RANKING 0 20 40 60 80 100

PERCENT OF QUESTIONS YOU ANSWERED CORRECTLY

33%

PERCENTILE RANKING 0 20 40 60 80 100

PERCENTILE RANKINGS COMPARE YOUR PERFORMANCE TO 3 YEARS OF GMAT EXAMS

TIME MANAGEMENT - INTEGRATED REASONING

YOUR MEAN RESPONSE TIME PER QUESTION

OVERALL SECTION

2:12

CORRECT

2:25

INCORRECT

2:05

minute 1 minute 2 minute

MEAN SCORE

MEAN SCORE:

4.65

(31st percentile)

Definition

The three year mean GMAT Integrated Reasoning score is 4.7. This score is better than 31% of GMAT Exam scores recorded in the past three years.

Note: GMAT scores are valid for five years. Even though your score won't change, your percentile ranking may change when compared with a newer pool of applicants. Shifts tend to be gradual over long periods of time.

MEAN TIME

MEAN TIME FOR ALL TEST TAKERS:

2:28 minutes

Definition

For all GMAT Exam scores recorded in the past three years the mean time to complete a question in the Integrated Reasoning section is 2:28 minutes.

SUMMARY

- Your Integrated Reasoning score of 3 is higher than 17% of GMAT Exam scores recorded in the past three years. The mean score for this section is 4.65.
- Lack of familiarity with the format of the four item types may negatively impact performance in this section.
- You completed 12 of the 12 questions in the Integrated Reasoning section.

Your GMAT® Enhanced Score Report

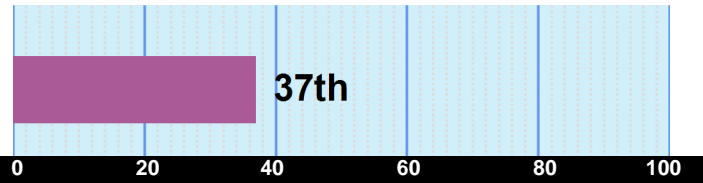
FOR: Anuj Patil | GMAT ID: 100004173701 | Pune, India | Aug 18, 2022 | Appt ID: 423403954

This is NOT an official score report

Verbal Section Performance

YOUR OVERALL VERBAL SCORE:

25



SUB-SECTION RANKINGS

CRITICAL REASONING

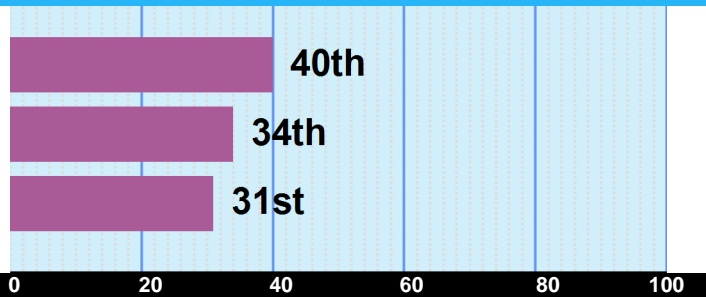
40th

READING COMPREHENSION

34th

SENTENCE CORRECTION

31st



PERCENTILE RANKING COMPARE YOUR PERFORMANCE TO 3 YEARS OF GMAT EXAMS SAMPLE SIZE: 414618

SUB-SECTION TIME MANAGEMENT

YOUR MEAN RESPONSE TIME PER QUESTION

OVERALL VERBAL

1:46

CRITICAL REASONING

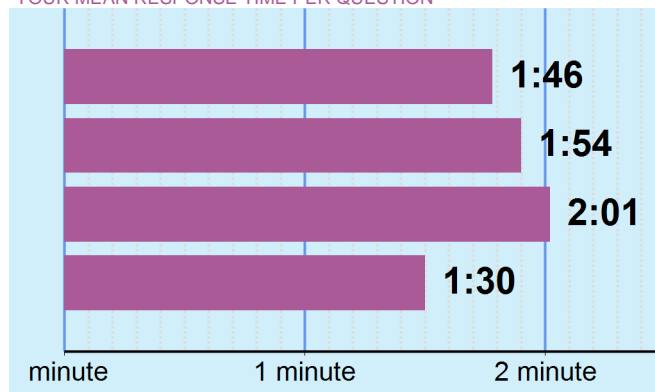
1:54

READING COMPREHENSION

2:01

SENTENCE CORRECTION

1:30



MEAN SCORE

MEAN SCORE:

27.51

(44th percentile)

Definition

The three year mean GMAT Verbal score is 27.5. This score is better than 44% of GMAT Exam scores recorded in the past three years.

Note: GMAT scores are valid for five years. Even though your score won't change, your percentile ranking may change when compared with a newer pool of applicants. Shifts tend to be gradual over long periods of time.

MEAN TIME

MEAN TIME FOR ALL TEST TAKERS:

1:43 minutes

Definition

For all GMAT Exam scores recorded in the past three years the mean time to complete a question in the Verbal section is 1:43 minutes.

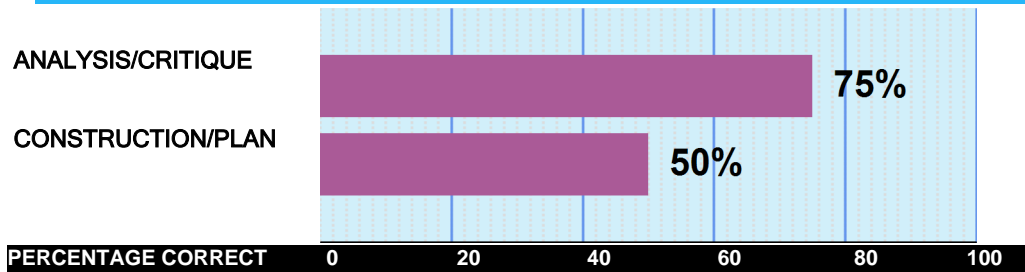
Your GMAT® Enhanced Score Report

FOR: Anuj Patil | GMAT ID: 100004173701 | Pune, India | Aug 18, 2022 | Appt ID: 423403954

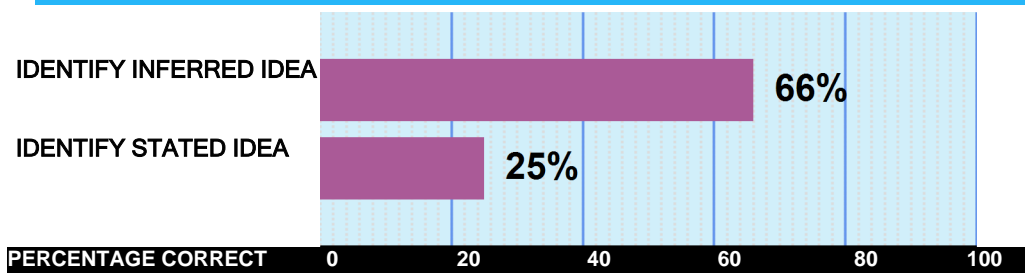
This is NOT an official score report

PERFORMANCE BY FUNDAMENTAL SKILLS

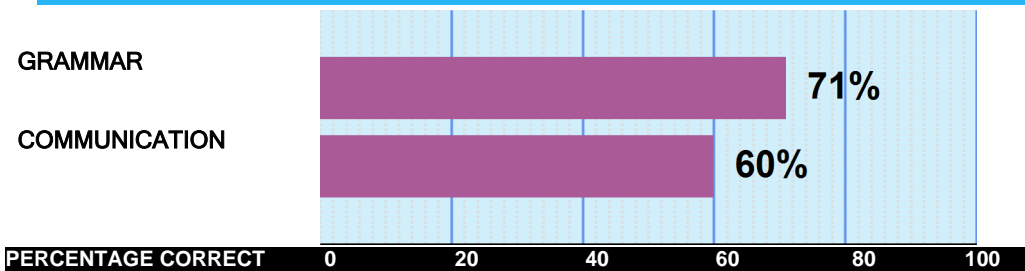
CRITICAL REASONING



READING COMPREHENSION



SENTENCE CORRECTION



Your GMAT® Enhanced Score Report

FOR: Anuj Patil | GMAT ID: 100004173701 | Pune, India | Aug 18, 2022 | Appt ID: 423403954

This is NOT an official score report

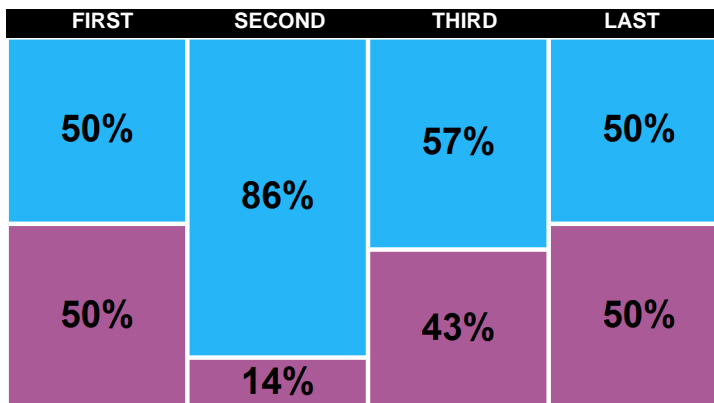
PERCENT CORRECT

YOUR OVERALL VERBAL SCORE:

25

PERCENT OF QUESTIONS ANSWERED CORRECT/INCORRECT

- CORRECT
- INCORRECT

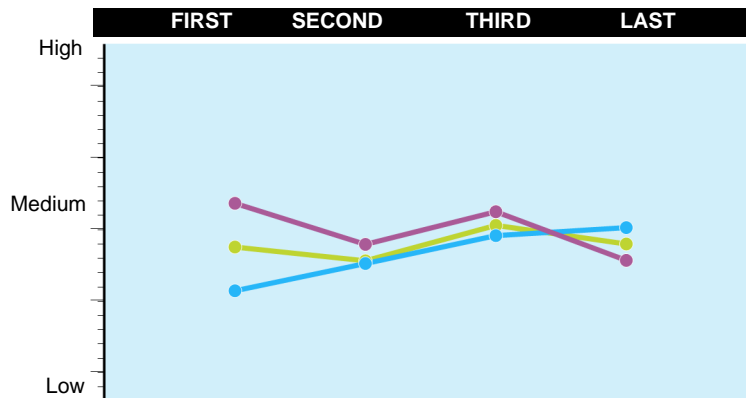


"Each section in this graph represents approximately one quarter of the questions in order of presentation."

AVERAGE DIFFICULTY

AVERAGE DIFFICULTY PER QUESTION

- ALL
- CORRECT
- INCORRECT

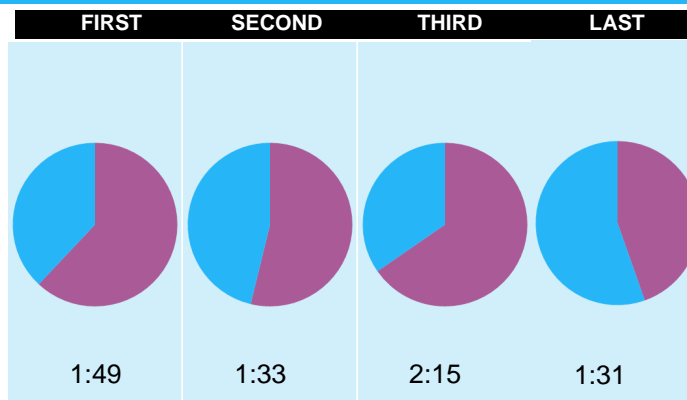


"Each section in this graph represents approximately one quarter of the questions in order of presentation."

PERFORMANCE OVER TIME

AVERAGE TIME PER RESPONSE

- CORRECT
- INCORRECT



"Each section in this graph represents approximately one quarter of the questions in order of presentation."

Your GMAT® Enhanced Score Report

FOR: Anuj Patil | GMAT ID: 100004173701 | Pune, India | Aug 18, 2022 | Appt ID: 423403954

This is NOT an official score report

SUMMARY

- Your Verbal score of 25 is higher than 37% of GMAT Exam scores recorded in the past three years. The mean score for this section is 27.51.
- Your performance on Critical Reasoning questions was equivalent to a score of 26, which is better than 40% of GMAT Exam scores recorded in the past three years. The mean score for this sub-section is 27.97.
 - Your performance of 75% on Analysis/Critique questions is considered Above Average.
 - Your performance of 50% on Construction/Plan questions is considered Weak.
- Your performance on Reading Comprehension questions was equivalent to a score of 23, which is better than 34% of GMAT Exam scores recorded in the past three years. The mean score for this sub-section is 27.47.
 - Your performance of 66% on Identify Inferred Idea questions is considered Above Average.
 - Your performance of 25% on Identify Stated Idea questions is considered Very Weak.
- Your performance on Sentence Correction questions was equivalent to a score of 23, which is better than 31% of GMAT Exam scores recorded in the past three years. The mean score for this sub-section is 27.81.
 - Your performance of 71% on Grammar questions is considered Above Average.
 - Your performance of 60% on Communication questions is considered Average.
- You completed 36 questions in the Verbal section.
- You responded correctly to 50% of the first set of questions, 86% of the second set of questions, 57% of the third set of questions and 50% of the final set of questions.
- The average difficulty of questions presented to you in the first set of questions was Medium, the average for the second set of questions was Medium, the average for the third set of questions was Medium and was Medium for the final set of questions.
- The average time it took you to respond to the first set of questions presented was 1:49, the average time for the second set of questions was 1:33, the average time for the third set of questions was 2:15 and 1:31 for the final set of questions.
- Please Note: If you sat for the GMAT exam prior to April 16, 2018 this section contained 41 questions, on or after April 16, 2018 the section consists of 36 questions.

Your GMAT® Enhanced Score Report

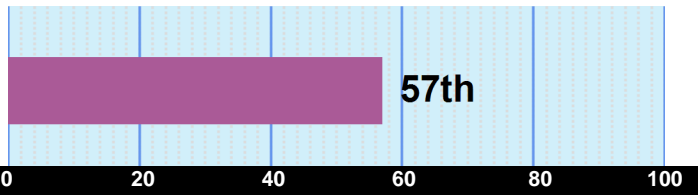
FOR: Anuj Patil | GMAT ID: 100004173701 | Pune, India | Aug 18, 2022 | Appt ID: 423403954

This is NOT an official score report

Quantitative Section Performance

YOUR OVERALL
QUANTITATIVE SCORE:

47



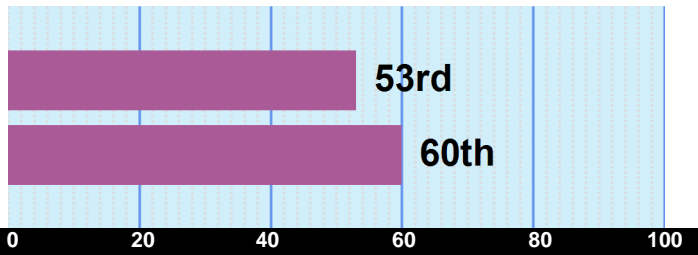
SUB-SECTION RANKINGS

PROBLEM SOLVING

53rd

DATA SUFFICIENCY

60th

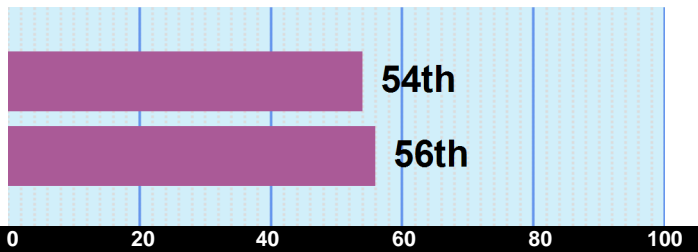


ARITHMETIC

54th

ALGEBRA/GEOMETRY

56th



PERCENTILE RANKINGS COMPARE YOUR PERFORMANCE TO 3 YEARS OF GMAT EXAMS SAMPLE SIZE: 414618

SUB-SECTION TIME MANAGEMENT

YOUR MEAN RESPONSE TIME PER QUESTION

OVERALL QUANTITATIVE

1:57

PROBLEM SOLVING

2:01

DATA SUFFICIENCY

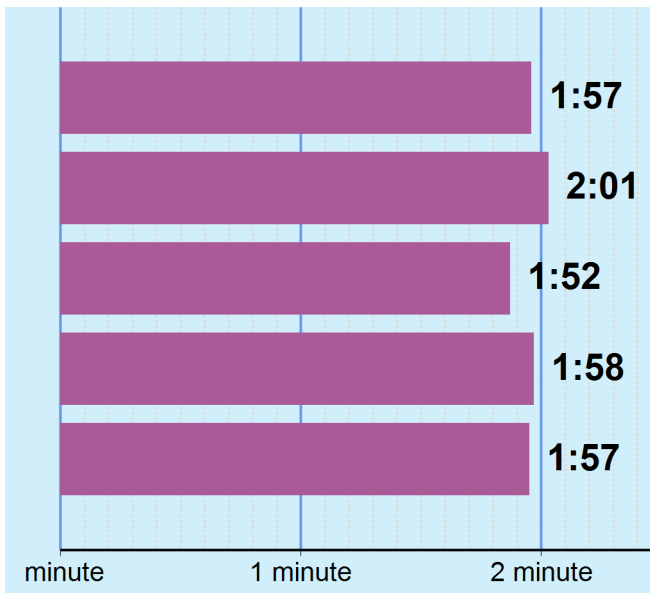
1:52

ARITHMETIC

1:58

ALGEBRA/GEOMETRY

1:57



MEAN SCORE

MEAN SCORE:

41.30

(34th percentile)

Definition

The three year mean GMAT Quantitative score is 41.3. This score is better than 34% of GMAT Exam scores recorded in the past three years.

Note: GMAT scores are valid for five years. Even though your score won't change, your percentile ranking may change when compared with a newer pool of applicants. Shifts tend to be gradual over long periods of time.

MEAN TIME

MEAN TIME FOR ALL
TEST TAKERS:

1:55 minutes

Definition

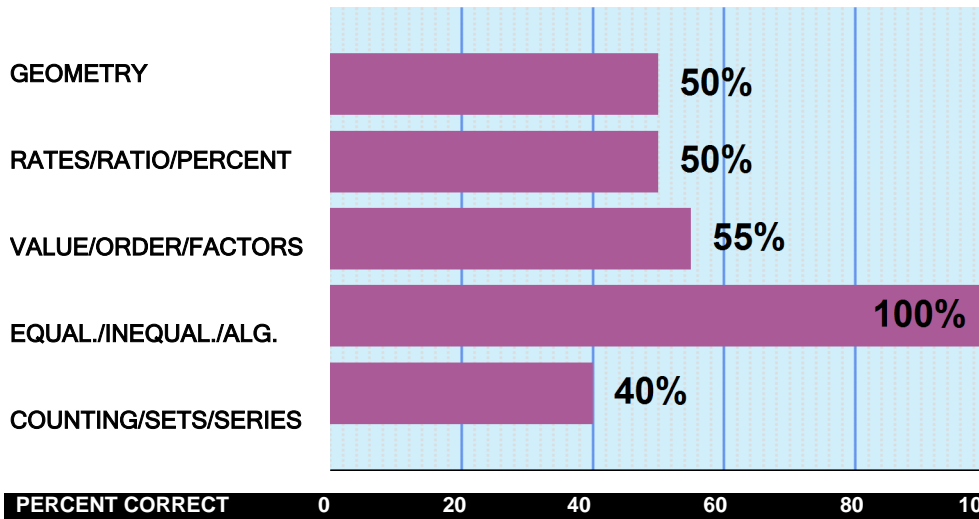
For all GMAT Exam scores recorded in the past three years the mean time to complete a question in the Quantitative sections is 1:55 minutes.

Your GMAT® Enhanced Score Report

FOR: Anuj Patil | GMAT ID: 100004173701 | Pune, India | Aug 18, 2022 | Appt ID: 423403954

This is NOT an official score report

PERFORMANCE BY FUNDAMENTAL SKILLS



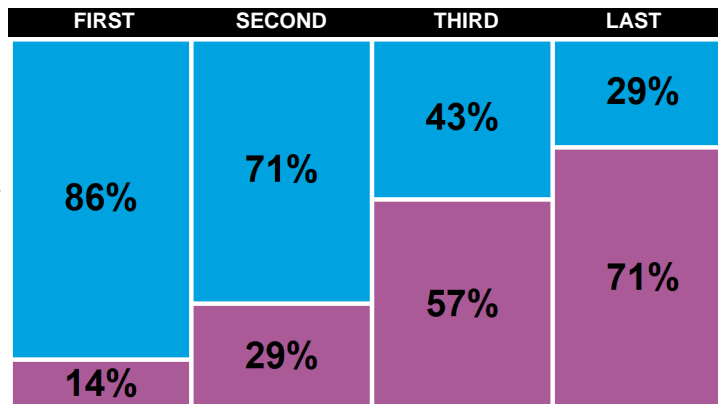
PERCENT CORRECT

YOUR OVERALL QUANTITATIVE SCORE:

47

PERCENT OF QUESTIONS ANSWERED CORRECT/INCORRECT

- CORRECT
- INCORRECT

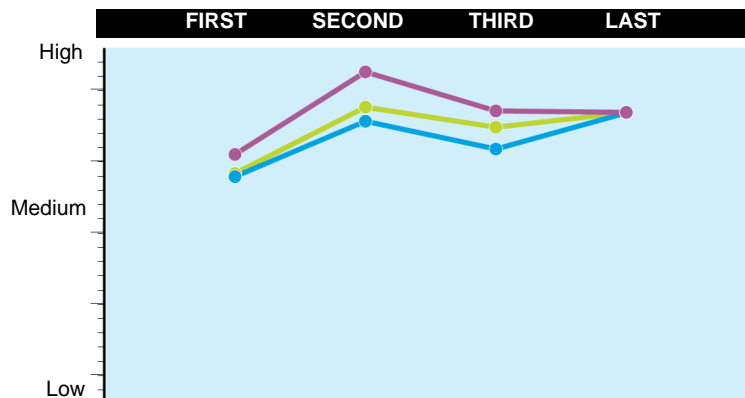


Each section in this graph represents approximately one quarter of the questions in order of presentation.

AVERAGE DIFFICULTY

AVERAGE DIFFICULTY PER QUESTION

- ALL
- CORRECT
- INCORRECT



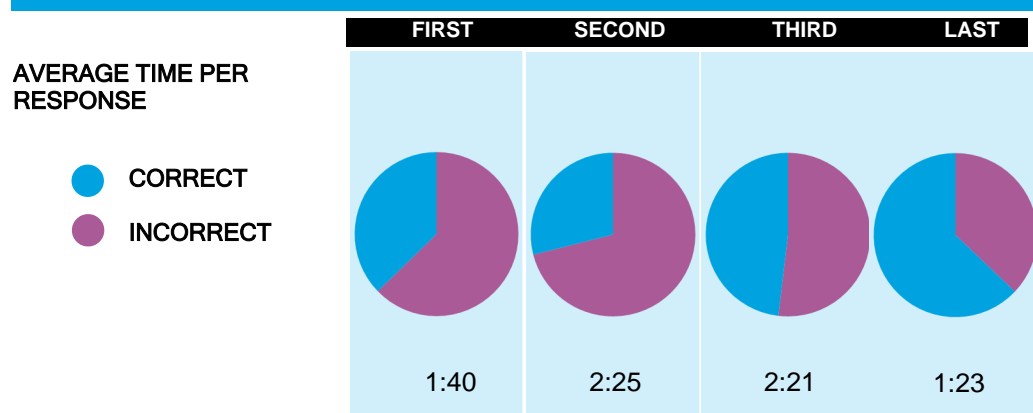
Each section in this graph represents approximately one quarter of the questions in order of presentation.

Your GMAT® Enhanced Score Report

FOR: Anuj Patil | GMAT ID: 100004173701 | Pune, India | Aug 18, 2022 | Appt ID: 423403954

This is NOT an official score report

TIME MANAGEMENT



Each section in this graph represents approximately one quarter of the questions in order of presentation.

SUMMARY

- Your Quantitative score of 47 is higher than 57% of GMAT Exam scores recorded in the past three years. The mean score for this section is 41.3.
- Your performance on Problem Solving questions was equivalent to a score of 46. Your score is better than 53% of all sub-section scores recorded in the past three years. The mean for all test takers is 41.29.
- Your performance on Data Sufficiency questions was equivalent to a score of 48. Your score is better than 60% of all sub-section scores recorded in the past three years. The mean for all test takers is 41.25.
- Your performance on Arithmetic questions was equivalent to a score of 47. Your score is better than 54% of all sub-section scores recorded in the past three years. The mean for all test takers is 41.48.
- Your performance on Algebra/Geometry questions was equivalent to a score of 47. Your score is better than 56% of all sub-section scores recorded in the past three years. The mean for all test takers is 41.12.
- Your performance of 50% on Geometry questions is considered Weak.
- Your performance of 50% on Rates/Ratio/Percent questions is considered Weak.
- Your performance of 55% on Value/Order/Factors questions is considered Average.
- Your performance of 100% on Equal./Inequal./Alg. questions is considered Very Strong.
- Your performance of 40% on Counting/Sets/Series questions is considered Weak.
- You completed 31 questions in the Quantitative section.
- You responded correctly to 86% of the first set of questions, 71% of the second set of questions, 43% of the third set of questions and 29% of the final set of questions..
- The average difficulty of questions presented to you in the first set of questions was Medium, the average for the second set of questions was High, the average for the third set of questions was Medium High and was Medium High for the final set of questions.
- The average time it took you to respond to the first set of questions presented was 1:40, the average time for the second set of questions was 2:25, the average time for the third set of questions was 2:21 and 1:23 for the final set of questions.
- Please Note: If you sat for the GMAT exam prior to April 16, 2018 this section contained 37 questions, on or after April 16, 2018 the section consists of 31 questions.

Your GMAT® Enhanced Score Report

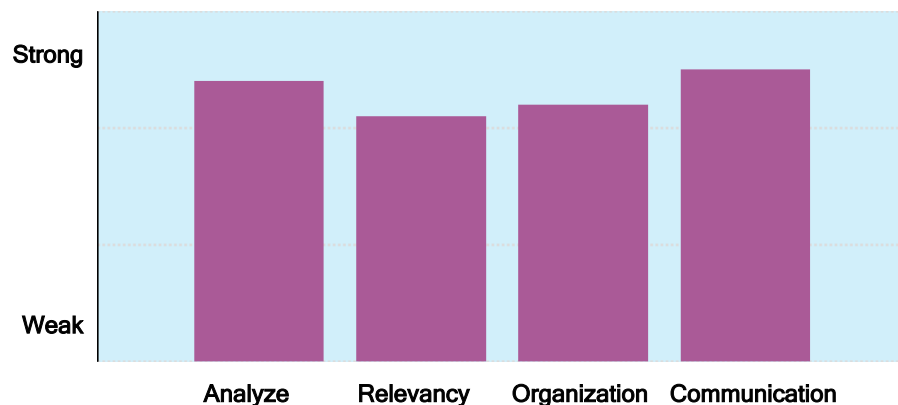
FOR: Anuj Patil | GMAT ID: 100004173701 | Pune, India | Aug 18, 2022 | Appt ID: 423403954

This is NOT an official score report

AWA Section Performance

This report is created before your Analytical Writing Essay is scored and will appear within 24 hours of the exam scores being made official. If the score has been cancelled for any reason, the information will not appear in the Enhanced Score Report.

SUB-SECTION RANKINGS



MEAN SCORE

MEAN SCORE:

4.43

(18th percentile)

Definition

The three year mean GMAT Verbal score is 4.4. This score is better than 18% of GMAT Exam scores recorded in the past three years.

Note: GMAT scores are valid for five years. Even though your score won't change, your percentile ranking may change when compared with a newer pool of applicants. Shifts tend to be gradual over long periods of time.

SUMMARY

- Analysis
 - You clearly identified important features of the argument and analyzed them in a generally thoughtful way.
- Relevancy
 - You provided some relevant points to support your critique.
- Organization
 - You developed and organized ideas satisfactorily, but did not always effectively transition between ideas.
- Communication
 - Your essay demonstrated strong control of language and the conventions of standard written English, but included minor flaws.