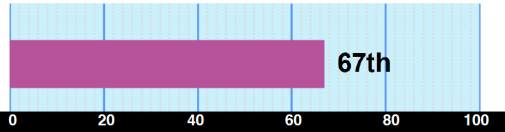


Verbal Section Performance

YOUR OVERALL VERBAL SCORE:

33

PERCENTILE RANKING 0 20 40 60 80 100



MEAN SCORE

MEAN SCORE:
27.51
(44th percentile)

Definition

The three year mean GMAT Verbal score is 27.5. This score is better than 44% of GMAT Exam scores recorded in the past three years.

Note: GMAT scores are valid for five years. Even though your score won't change, your percentile ranking may change when compared with a newer pool of applicants. Shifts tend to be gradual over long periods of time.

SUB-SECTION RANKINGS

CRITICAL REASONING

88th

READING COMPREHENSION

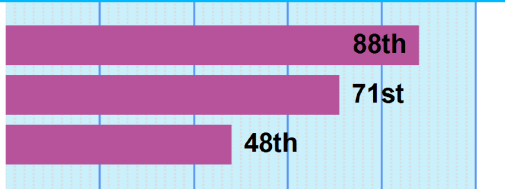
71st

SENTENCE CORRECTION

48th

PERCENTILE RANKING 0 20 40 60 80 100

PERCENTILE RANKINGS COMPARE YOUR PERFORMANCE TO 3 YEARS OF GMAT EXAMS SAMPLE SIZE: 414618



SUB-SECTION TIME MANAGEMENT

question in the Verbal section is 1:43 minutes.

YOUR MEAN RESPONSE TIME PER QUESTION

OVERALL TITLE

1:40

CRITICAL REASONING

1:33

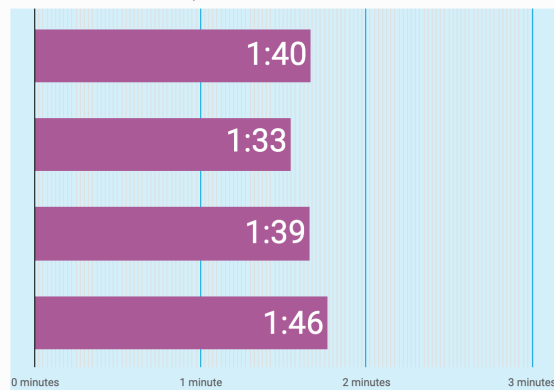
READING COMPREHENSION

1:39

SENTENCE CORRECTION

1:46

0 minutes 1 minute 2 minutes 3 minutes



PERFORMANCE BY FUNDAMENTAL SKILLS

CRITICAL REASONING

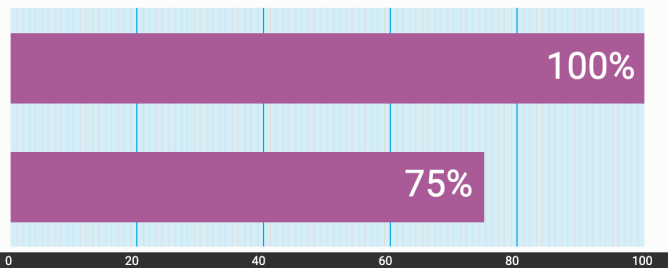
ANALYSIS/CRITIQUE

100%

CONSTRUCTION/PLAN

75%

PERCENTAGE CORRECT 0 20 40 60 80 100



READING COMPREHENSION

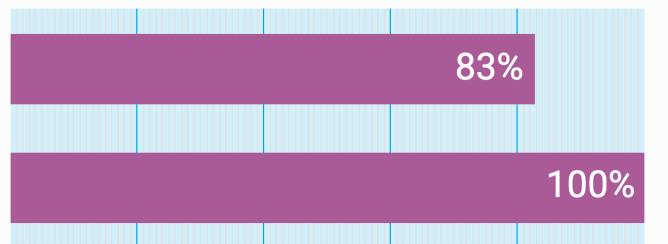
IDENTIFY INFERRED IDEA

83%

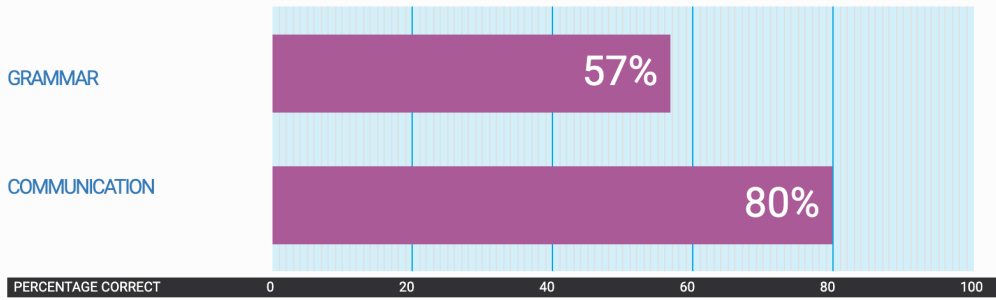
IDENTIFY STATED IDEA

100%

PERCENTAGE CORRECT 0 20 40 60 80 100

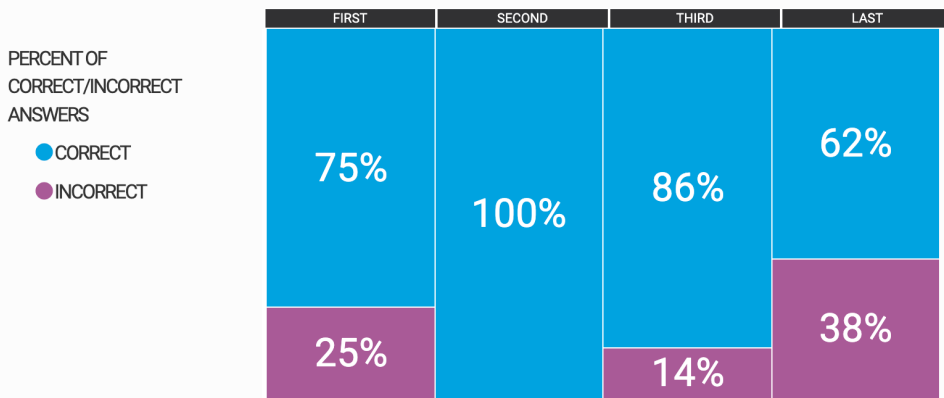


SENTENCE CORRECTION



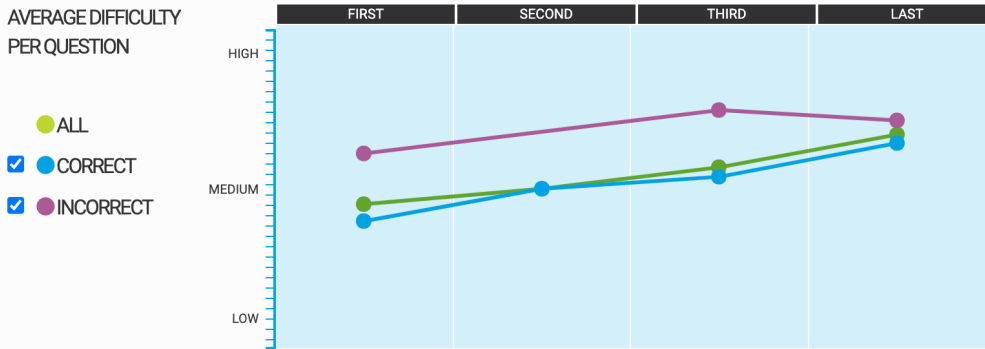
PERFORMANCE PROGRESSION

PERCENT CORRECT

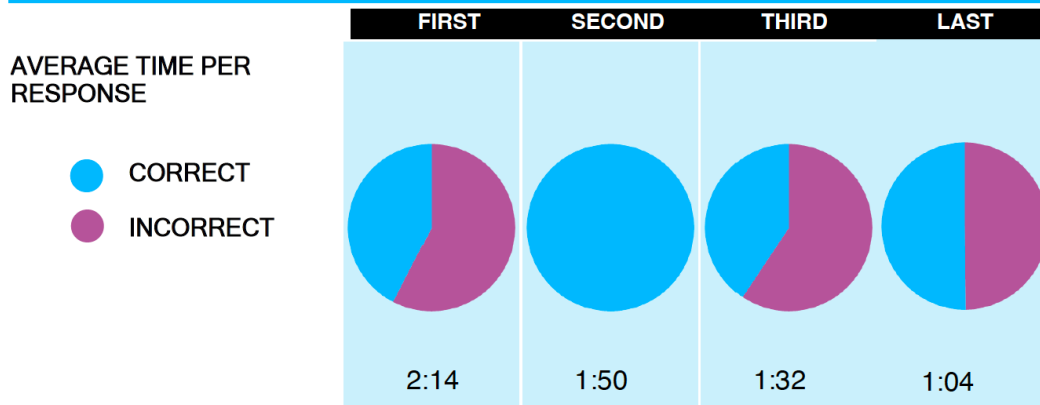


EACH SECTION IN THIS GRAPH REPRESENTS APPROXIMATELY ONE QUARTER OF THE QUESTIONS IN ORDER OF PRESENTATION.

AVERAGE DIFFICULTY



PERFORMANCE OVER TIME



"Each section in this graph represents approximately one quarter of the questions in order of presentation."