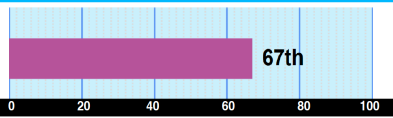


Verbal Section Performance

YOUR OVERALL VERBAL SCORE:

33

PERCENTILE RANKING

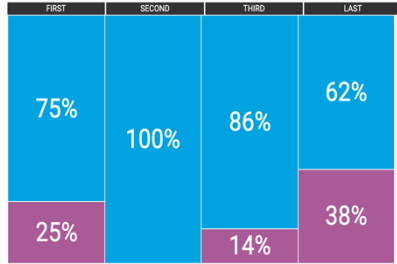


PERFORMANCE PROGRESSION

PERCENT CORRECT

PERCENT OF CORRECT/INCORRECT ANSWERS

- CORRECT
- INCORRECT

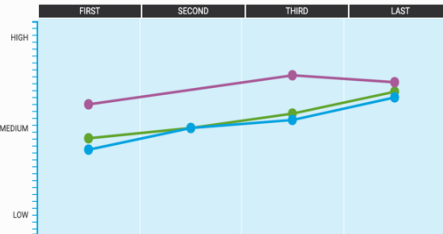


EACH SECTION IN THIS GRAPH REPRESENTS APPROXIMATELY ONE QUARTER OF THE QUESTIONS IN ORDER OF PRESENTATION.

AVERAGE DIFFICULTY

AVERAGE DIFFICULTY PER QUESTION

- ALL
- CORRECT
- INCORRECT



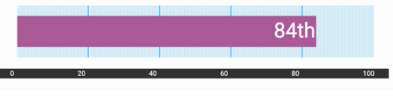
EACH SECTION IN THIS GRAPH REPRESENTS APPROXIMATELY ONE QUARTER OF THE QUESTIONS IN ORDER OF PRESENTATION.

Verbal Section Performance

YOUR OVERALL VERBAL SCORE:

38

PERCENTILE RANKING

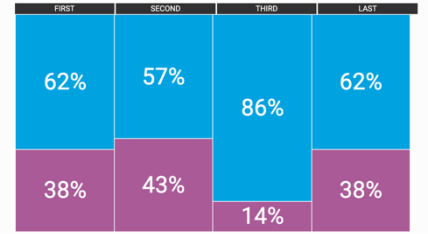


PERFORMANCE PROGRESSION

PERCENT CORRECT

PERCENT OF CORRECT/INCORRECT ANSWERS

- CORRECT
- INCORRECT

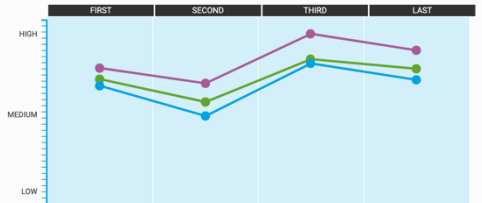


EACH SECTION IN THIS GRAPH REPRESENTS APPROXIMATELY ONE QUARTER OF THE QUESTIONS IN ORDER OF PRESENTATION.

AVERAGE DIFFICULTY

AVERAGE DIFFICULTY PER QUESTION

- ALL
- CORRECT
- INCORRECT



EACH SECTION IN THIS GRAPH REPRESENTS APPROXIMATELY ONE QUARTER OF THE QUESTIONS IN ORDER OF PRESENTATION.

