

Your GMAT™ Enhanced Score Report

i This is NOT an official score report.

x

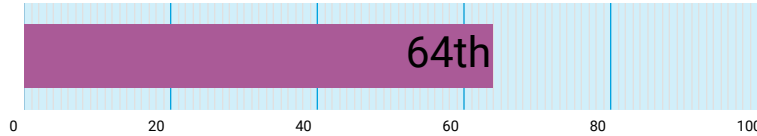
CREATED FOR: SANCHIT GUPTA | GMAT ID: 100005277663 | PUNE, INDIA | NOVEMBER 21, 2022 | APPOINTMENT ID: 435190515

Overall GMAT Exam Performance

YOUR GMAT TOTAL SCORE:

640

PERCENTILE RANKING



YOUR IR SCORE:

7

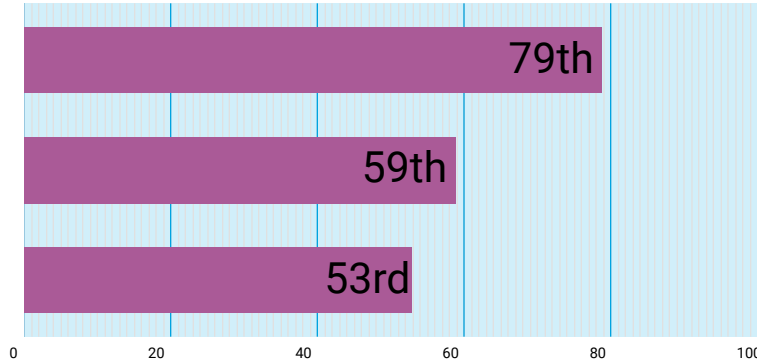
YOUR VERBAL SCORE:

31

YOUR QUANTITATIVE SCORE:

46

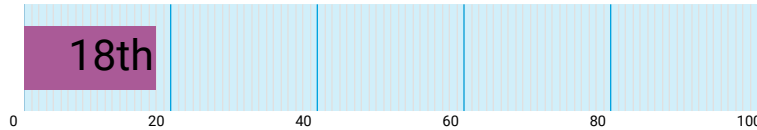
PERCENTILE RANKING



YOUR AWA SCORE:

4

PERCENTILE RANKING



PERCENTILE RANKINGS COMPARE YOUR PERFORMANCE TO 3 YEARS OF GMAT EXAMS
SAMPLE SIZE: 414,618

MEAN SCORE

MEAN SCORE:

574.5

(40th percentile)

Definition

The three year mean GMAT Total score is 574.5. This score is better than 40% of GMAT Exam scores recorded in the past three years.

Note: GMAT scores are valid for five years. Even though your score won't change, your percentile ranking may change when compared with a newer pool of applicants. Shifts tend to be gradual over long periods of time.

MEAN TIME

MEAN TIME FOR ALL TEST TAKERS:

1:53 minutes

Definition

For all GMAT Exam scores recorded in the past three years the mean time to complete a question in the Integrated Reasoning, Verbal, and Quantitative sections is 1:53 minutes.

TIME MANAGEMENT BY SECTION

YOUR MEAN RESPONSE TIME PER QUESTION

INTEGRATED REASONING

2:10

VERBAL

1:52

QUANTITATIVE

2:01

0 minutes 1 minute 2 minutes 3 minutes 4 minutes

SUMMARY

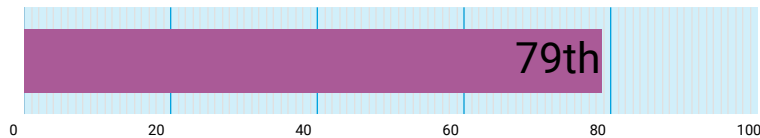
- Your GMAT Total score of 640 is higher than 64% of GMAT Exam scores recorded in the past three years.
 - Your Integrated Reasoning score of 7 is higher than 79% of GMAT Exam scores recorded in the past three years.
 - Your Verbal score of 31 is higher than 59% of GMAT Exam scores recorded in the past three years.
 - Your Quantitative score of 46 is higher than 53% of GMAT Exam scores recorded in the past three years.
- Your Quantitative score of 46 and your Verbal score of 31 were used to calculate your GMAT Total score. Especially strong or weak scores on either section significantly impacts the GMAT Total score.

Integrated Reasoning Performance

YOUR OVERALL IR SCORE:

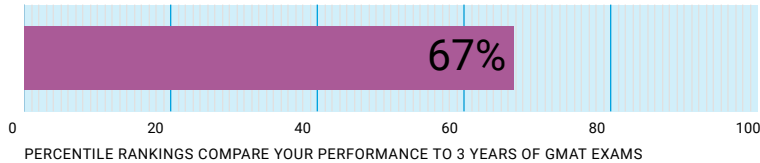
7

PERCENTILE RANKING



PERCENT OF QUESTIONS YOU ANSWERED CORRECTLY

PERCENT CORRECT



MEAN SCORE

MEAN SCORE:

4.65

(31st percentile)

Definition

The three year mean GMAT Integrated Reasoning score is 4.7. This score is better than 31% of GMAT Exam scores recorded in the past three years.

Note: GMAT scores are valid for five years. Even though your score won't change, your percentile ranking may change when compared with a newer pool of applicants. Shifts tend to be gradual over long periods of time.

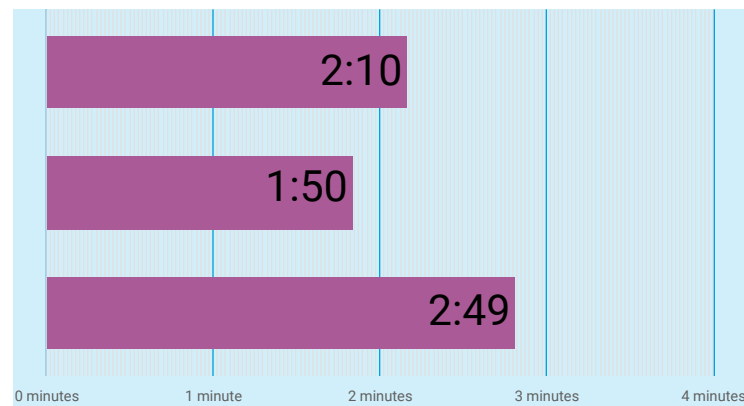
TIME MANAGEMENT - INTEGRATED REASONING

YOUR MEAN RESPONSE TIME PER QUESTION

OVERALL SECTION

CORRECT

INCORRECT



MEAN TIME

MEAN TIME FOR ALL TEST TAKERS:

2:28 minutes

Definition

For all GMAT Exam scores recorded in the past three years the mean time to complete a question in the Integrated Reasoning, section is 2:28 minutes.

SUMMARY

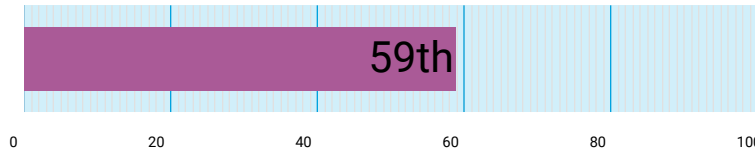
- Your Integrated Reasoning score of 7 is higher than 79% of GMAT Exam scores recorded in the past three years. The mean score for this section is 4.65.
- Lack of familiarity with the format of the four item types may negatively impact performance in this section.
- You completed 12 of the 12 questions in the Integrated Reasoning section.

Verbal Section Performance

YOUR OVERALL VERBAL SCORE:

31

PERCENTILE RANKING



MEAN SCORE

MEAN SCORE:

27.51

(44th percentile)

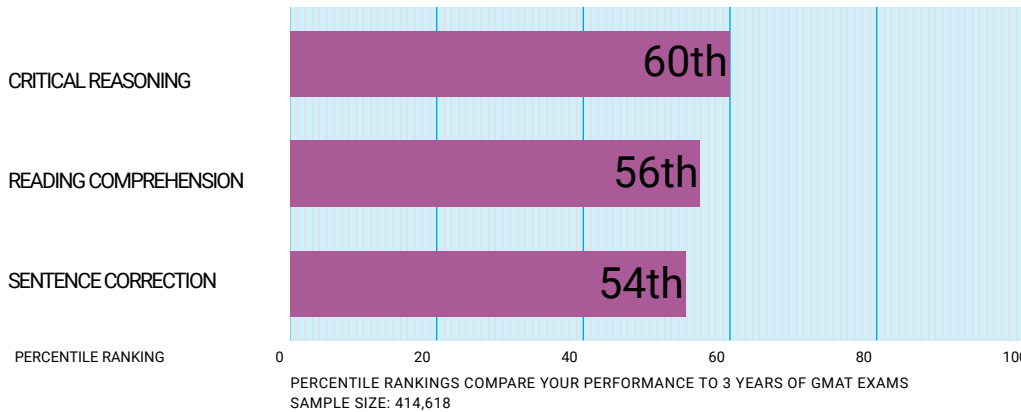
Definition

The three year mean GMAT Verbal score is 27.5. This score is better than 44% of GMAT Exam scores recorded in the past three years.

Note: GMAT scores are valid for five years. Even though your score won't change, your percentile ranking may change when compared with a newer pool of applicants. Shifts tend to be gradual over long periods of time.

PERFORMANCE BY SUB-SECTION

SUB-SECTION RANKINGS



MEAN TIME

MEAN TIME

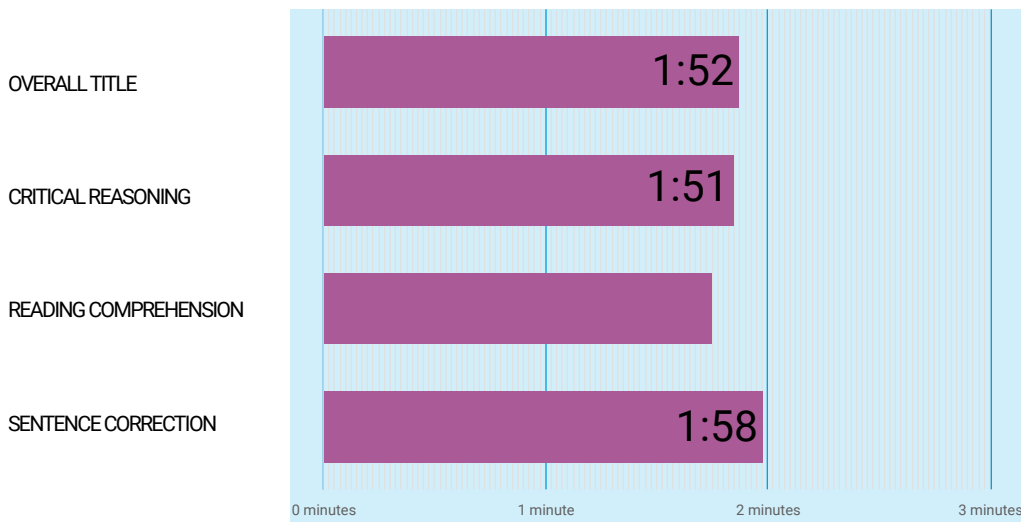
1:43 minutes

Definition

For all GMAT Exam scores recorded in the past three years the mean time to complete a question in the Verbal section is 1:43 minutes.

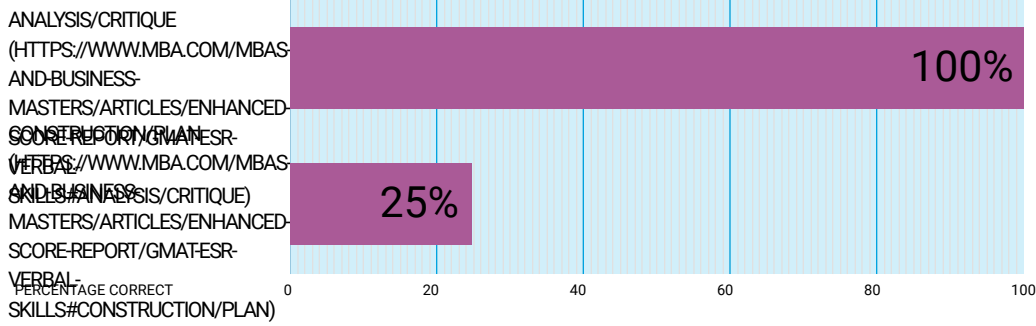
SUB-SECTION TIME MANAGEMENT

YOUR MEAN RESPONSE TIME PER QUESTION

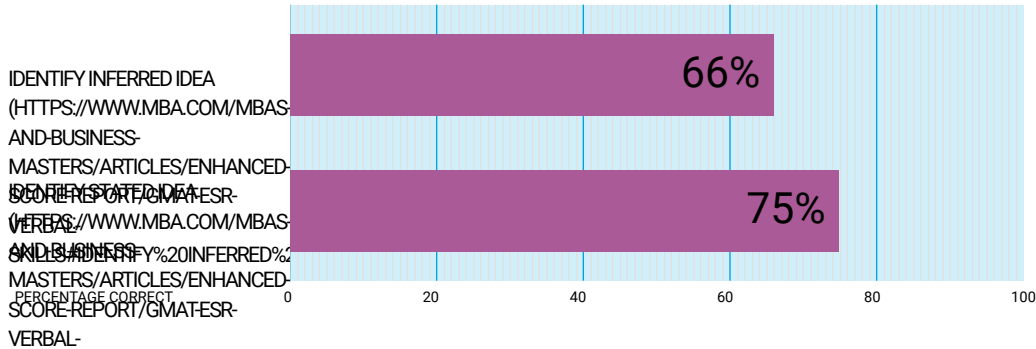


PERFORMANCE BY FUNDAMENTAL SKILLS

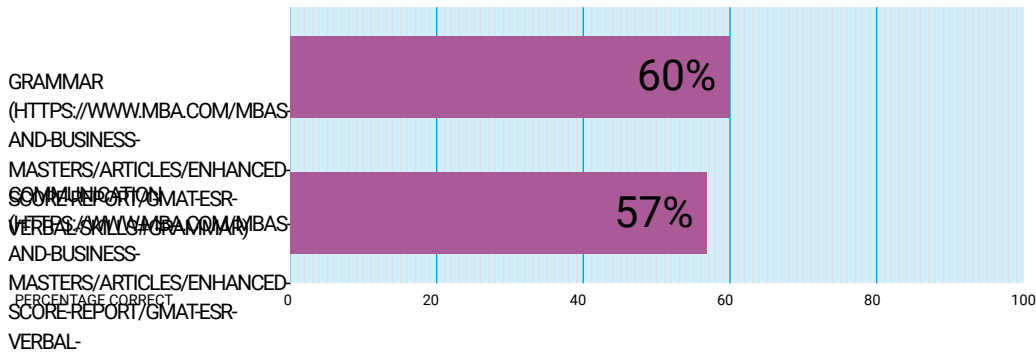
CRITICAL REASONING



READING COMPREHENSION

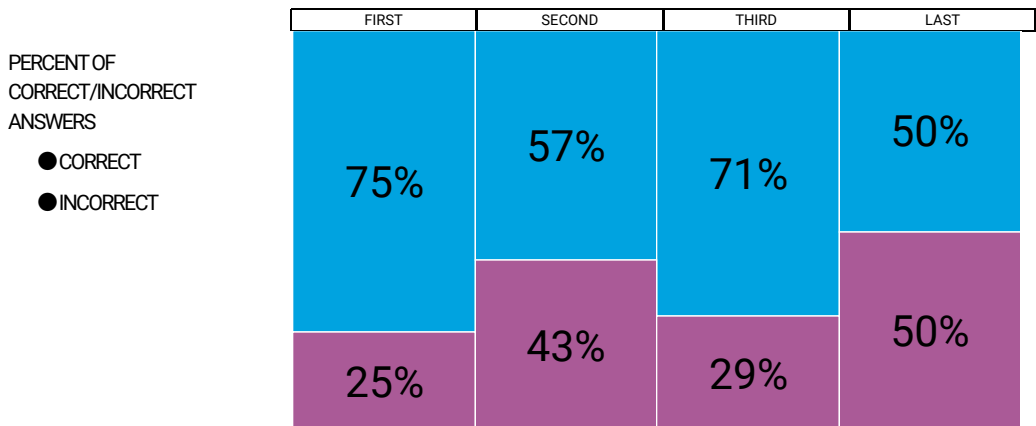


SENTENCE CORRECTION



PERFORMANCE PROGRESSION

PERCENT CORRECT

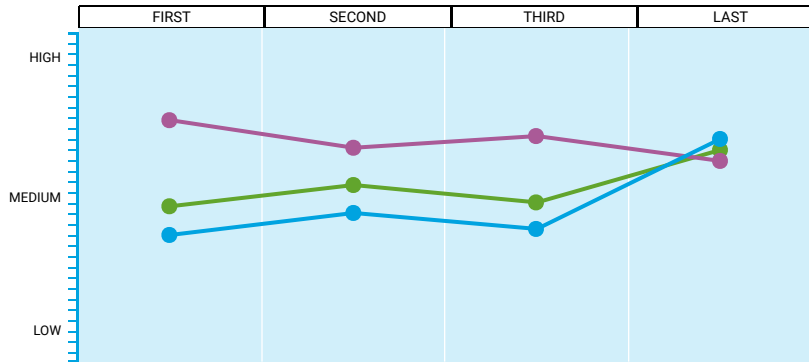


EACH SECTION IN THIS GRAPH REPRESENTS APPROXIMATELY ONE QUARTER OF THE QUESTIONS IN ORDER OF PRESENTATION.

AVERAGE DIFFICULTY

AVERAGE DIFFICULTY PER QUESTION

- ALL
- ✓ ● CORRECT
- ✓ ● INCORRECT

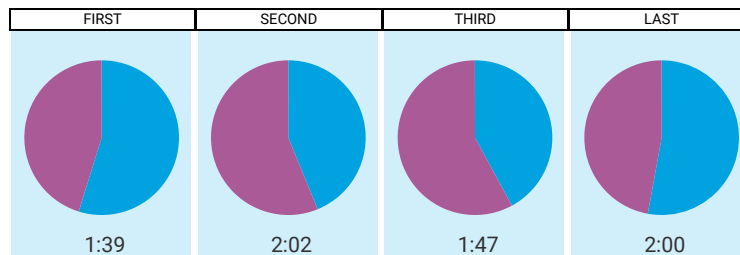


EACH SECTION IN THIS GRAPH REPRESENTS APPROXIMATELY ONE QUARTER OF THE QUESTIONS IN ORDER OF PRESENTATION.

TIME MANAGEMENT

AVERAGE TIME PER RESPONSE*

- CORRECT
- INCORRECT



EACH SECTION IN THIS GRAPH REPRESENTS APPROXIMATELY ONE QUARTER OF THE QUESTIONS IN ORDER OF PRESENTATION.

SUMMARY

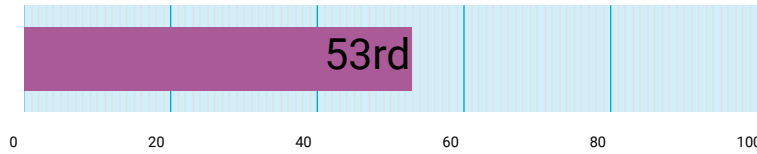
- Your Verbal score of 31 is higher than 59% of GMAT Exam scores recorded in the past three years. The mean score for this section is 27.51.
- Your performance on Critical Reasoning questions was equivalent to a score of 32, which is better than 60% of GMAT Exam scores recorded in the past three years. The mean score for this sub-section is 27.97.
 - Your performance of 100% on Analysis/Critique questions is considered Very Strong.
 - Your performance of 25% on Construction/Plan questions is considered Very Weak.
- Your performance on Reading Comprehension questions was equivalent to a score of 30, which is better than 56% of GMAT Exam scores recorded in the past three years. The mean score for this sub-section is 27.47.
 - Your performance of 66% on Identify Inferred Idea questions is considered Above Average.
 - Your performance of 75% on Identify Stated Idea questions is considered Above Average.
- Your performance on Sentence Correction questions was equivalent to a score of 30, which is better than 54% of GMAT Exam scores recorded in the past three years. The mean score for this sub-section is 27.81.
 - Your performance of 60% on Grammar questions is considered Average.
 - Your performance of 57% on Communication questions is considered Average.
- You completed 36 questions in the Verbal section.
- You responded correctly to 75% of the first set of questions, 57% of the second set of questions, 71% of the third set of questions and 50% of the final set of questions.
- The average difficulty of questions presented to you in the first set of questions was Medium, the average for the second set of questions was Medium, the average for the third set of questions was Medium and was Medium for the final set of questions.
- The average time it took you to respond to the first set of questions presented was 1:39, the average time for the second set of questions was 2:02, the average time for the third set of questions was 1:47 and 2:00 for the final set of questions.
- Please Note: If you sat for the GMAT exam prior to April 16, 2018 this section contained 41 questions, on or after April 16, 2018 the section consists of 36 questions.

Quantitative Section Performance

YOUR OVERALL
QUANTITATIVE SCORE:

46

PERCENTILE RANKING



MEAN SCORE

MEAN SCORE

41.3

(34th percentile)

Definition

The three year mean GMAT Quantitative score is 41.3. This score is better than 34% of GMAT Exam scores recorded in the past three years.

Note: GMAT scores are valid for five years. Even though your score won't change, your percentile ranking may change when compared with a newer pool of applicants. Shifts tend to be gradual over long periods of time.

PERFORMANCE BY SUB-SECTION

SUB-SECTION RANKINGS

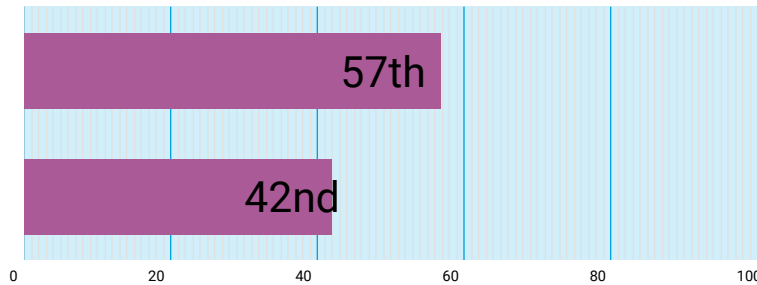
PROBLEM SOLVING

57th

DATA SUFFICIENCY

42nd

PERCENTILE RANKING



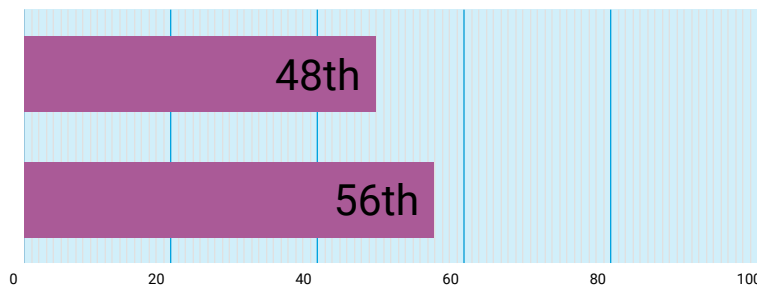
ARITHMETIC

48th

ALGEBRA/GEOMETRY

56th

PERCENTILE RANKING



PERCENTILE RANKINGS COMPARE YOUR PERFORMANCE TO 3 YEARS OF GMAT EXAMS
SAMPLE SIZE: 414,618

MEAN TIME

MEAN TIME FOR ALL TEST
TAKERS:

1:55 minutes

Definition

For all GMAT Exam scores recorded in the past three years the mean time to complete a question in the Quantitative section is 1:55 minutes.

SUB-SECTION TIME MANAGEMENT

YOUR MEAN RESPONSE TIME PER QUESTION

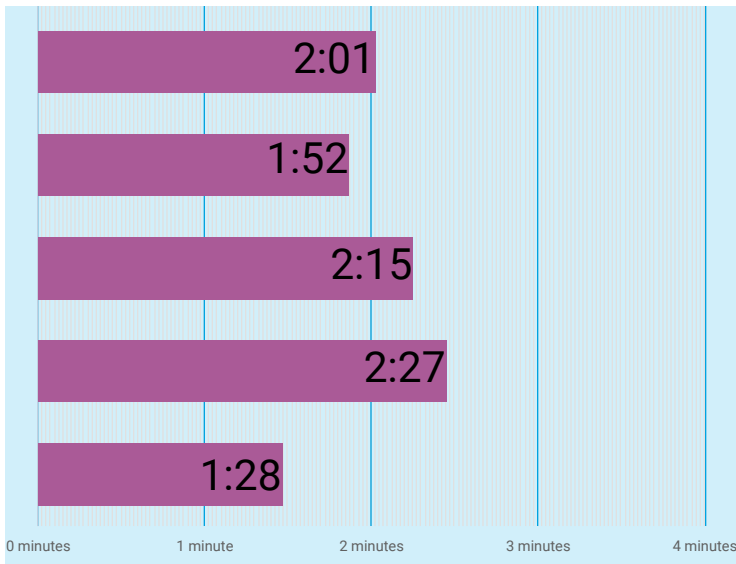
OVERALL QUANTITATIVE

PROBLEM SOLVING

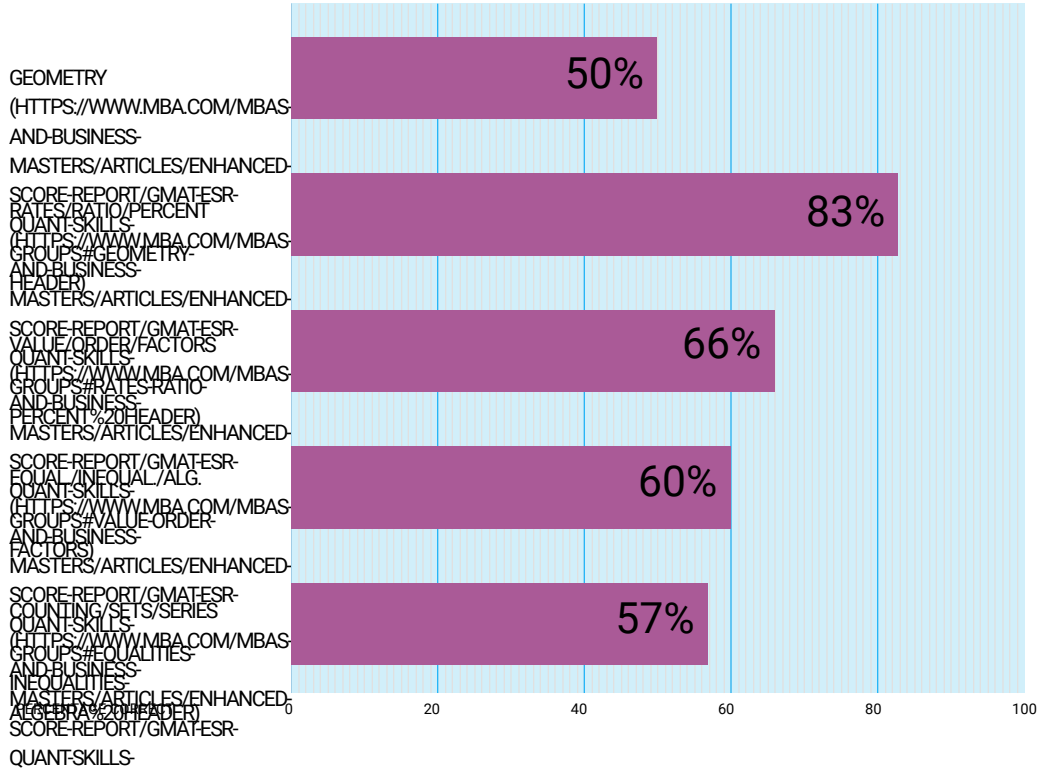
DATA SUFFICIENCY

ARITHMETIC

ALGEBRA/GEOMETRY



PERFORMANCE BY FUNDAMENTAL SKILLS



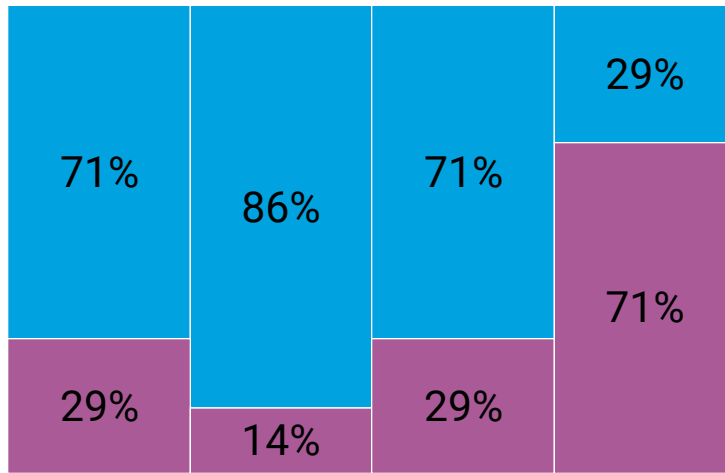
PERFORMANCE PROGRESSION

PERCENT CORRECT

FIRST	SECOND	THIRD	LAST
-------	--------	-------	------

PERCENT OF
CORRECT/INCORRECT
ANSWERS

- CORRECT
- INCORRECT

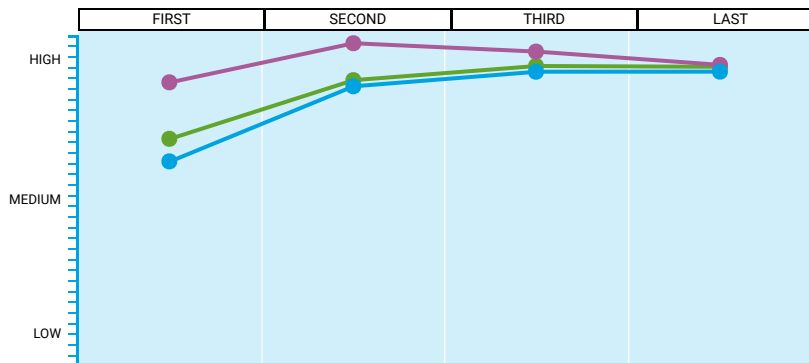


EACH SECTION IN THIS GRAPH REPRESENTS APPROXIMATELY ONE QUARTER OF THE QUESTIONS IN ORDER OF PRESENTATION.

AVERAGE DIFFICULTY

AVERAGE DIFFICULTY PER QUESTION

- ALL
- ✓ ● CORRECT
- ✓ ● INCORRECT

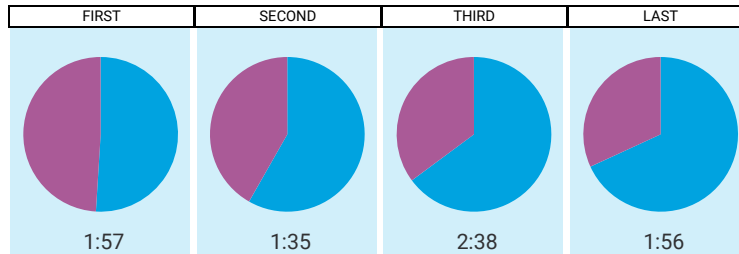


EACH SECTION IN THIS GRAPH REPRESENTS APPROXIMATELY ONE QUARTER OF THE QUESTIONS IN ORDER OF PRESENTATION.

TIME MANAGEMENT

AVERAGE TIME PER RESPONSE*

- CORRECT
- INCORRECT



EACH SECTION IN THIS GRAPH REPRESENTS APPROXIMATELY ONE QUARTER OF THE QUESTIONS IN ORDER OF PRESENTATION.

SUMMARY

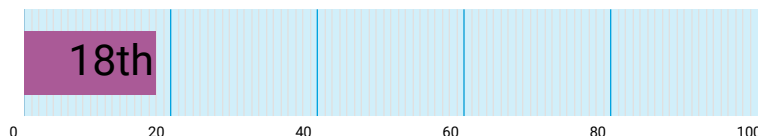
- Your Quantitative score of 46 is higher than 53% of GMAT Exam scores recorded in the past three years. The mean score for this section is 41.3.
- Your performance on Problem Solving questions was equivalent to a score of 47. Your score is better than 57% of all sub-section scores recorded in the past three years. The mean for all test takers is 41.29.
- Your performance on Data Sufficiency questions was equivalent to a score of 44. Your score is better than 42% of all sub-section scores recorded in the past three years. The mean for all test takers is 41.25.
- Your performance on Arithmetic questions was equivalent to a score of 45. Your score is better than 48% of all sub-section scores recorded in the past three years. The mean for all test takers is 41.48.
- Your performance on Algebra/Geometry questions was equivalent to a score of 47. Your score is better than 56% of all sub-section scores recorded in the past three years. The mean for all test takers is 41.12.
- Your performance of 50% on Geometry questions is considered Weak.
- Your performance of 83% on Rates/Ratio/Percent questions is considered Strong.
- Your performance of 66% on Value/Order/Factors questions is considered Above Average.
- Your performance of 60% on Equal./Inequal./Alg. questions is considered Average.
- Your performance of 57% on Counting/Sets/Series questions is considered Average.
- You completed 31 questions in the Quantitative section.
- You responded correctly to 71% of the first set of questions, 86% of the second set of questions, 71% of the third set of questions and 29% of the final set of questions..
- The average difficulty of questions presented to you in the first set of questions was Medium, the average for the second set of questions was Medium High, the average for the third set of questions was Medium High and was Medium High for the final set of questions.
- The average time it took you to respond to the first set of questions presented was 1:57, the average time for the second set of questions was 1:35, the average time for the third set of questions was 2:38 and 1:56 for the final set of questions.
- Please Note: If you sat for the GMAT exam prior to April 16, 2018 this section contained 37 questions, on or after April 16, 2018 the section consists of 31 questions.

Analytical Writing Assessment

YOUR OVERALL AWA SCORE:

4

PERCENTILE RANKING



SUB-SECTION RATINGS: COMPUTER RESULTS*

The writing style of this essay prevented it from machine scoring, so no sub-score data is available. This is most often caused by a short essay, the use of repetitive statements, inclusion of non-English words, significant spelling errors or significant grammatical errors. Essays that cannot be scored by machine are scored by two professional essay raters, and that data is not available for use in the GMAT ESR.

MEAN SCORE

MEAN SCORE:

4.43

(18th percentile)

Definition

The three year mean GMAT AWA score is 4.4. This score is better than 18% of GMAT Exam scores recorded in the past three years.

Note: GMAT scores are valid for five years. Even though your score won't change, your percentile ranking may change when compared with a newer pool of applicants. Shifts tend to be gradual over long periods of time.

Learning Center

The ESR Guide shows you how to best use the information provided.

▼ Navigating the ESR

▼ Reading the GMAT Exam Tab

▼ Reading the Integrated Reasoning Tab

▼ Navigating the Verbal Tab

▼ Reading the Verbal Performance by Sub-Section Tables

▼ Reading the Verbal Performance By Fundamental Skills

▼ Reading the Verbal Performance Progression Tables

▼ Navigating the Quantitative Tab

▼ Reading the Quantitative by Sub-Section Tables

▼ Reading the Quantitative Performance By Fundamental Skills

▼ Reading the Quantitative Performance Progression Tables

▼ Reading the AWA Tab

FAQ's

The Frequently Asked Questions section (FAQs) provides answers to questions commonly asked by users.

▼ Q: How can I see my GMAT ESR after the URL has expired?

▼ Q: What is the best way to print the ESR?

▼ Q: Does it matter on which page I click the PDF button?

▼ Q: Does it matter on which page I click the Print Text button?

▼ Q: Can I use a "Text to Speech" tool to read the ESR?

▼ Q: Is the ESR available in other languages?

▼ Q: Why isn't information about IR given by Sub-section (Question Type)?

▼ Q: What does "Performance by Progression" mean?

▼ Q: What is the difference between a "Section" and a "Sub-section"?

▼ Q: What types of questions are in the quantitative skill group Geometry?

▼ Q: What types of questions are in the quantitative skill group Rates/Ratio/Percent?

▼ Q: What types of questions are in the quantitative skill group Value/Order/Factors?

▼ Q: What types of questions are in the quantitative skill group Equalities/Inequalities/Algebra?

▼ Q: What types of questions are in the quantitative skill group Counting/Sets/Series?

▼ Q: Why doesn't my Section score reflect the Mean of the Sub-section scores?

▼ Q: What does it mean when the graph and summary statement says that my Sub-section score is equivalent to a score of XX?

▼ Q: Why does the Quantitative Section have two Sub-sections?

▼ Q: Why are Algebra and Geometry shown together when they are completely different disciplines?

▼ Q: Why is my AWA Score not included in the ESR?

▼ Q: Why can't I see detailed information about each of the questions I answered wrong?

▼ Q: Are there any articles about how to read the ESR?

▼ Q: What does the Percentile Ranking represent?

