

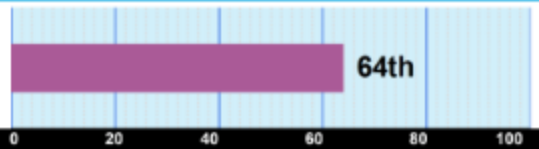
This is NOT an official score report

## Overall GMAT Exam Performance

YOUR GMAT TOTAL SCORE:

**640**

PERCENTILE RANKING 0 20 40 60 80 100



YOUR IR SCORE:

**1**

YOUR VERBAL SCORE:

**31**

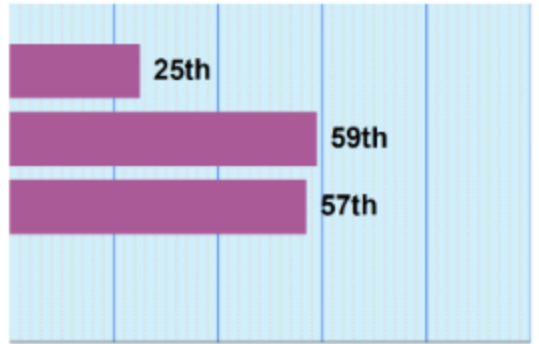
YOUR QUANTITATIVE SCORE:

**47**

YOUR AWA SCORE:

**-**

PERCENTILE RANKING 0 20 40 60 80 100



PERCENTILE RANKINGS COMPARE YOUR PERFORMANCE TO 3 YEARS OF GMAT EXAMS SAMPLE SIZE: 414618

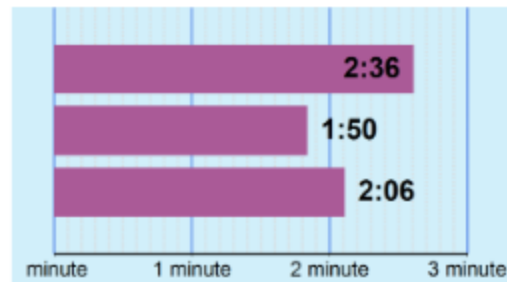
## TIME MANAGEMENT BY SECTION

YOUR MEAN RESPONSE TIME PER QUESTION

INTEGRATED REASONING

VERBAL

QUANTITATIVE



## MEAN SCORE

MEAN SCORE:

**574.5**

(40th percentile)

Definition

The three year mean GMAT Total score is 574.5. This score is better than 40% of GMAT Exam scores recorded in the past three years.

Note: GMAT scores are valid for five years. Even though your score won't change, your percentile ranking may change when compared with a newer pool of applicants. Shifts tend to be gradual over long periods of time.

## MEAN TIME

MEAN TIME FOR ALL TEST TAKERS:

**1:53** minutes

Definition

For all GMAT Exam scores recorded in the past three years the mean time to complete a question in the Integrated Reasoning, Verbal, and Quantitative sections is 1:53 minutes.

## SUMMARY

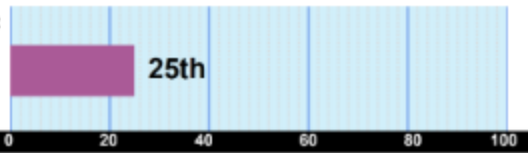
- Your GMAT Total score of 640 is higher than 64% of GMAT Exam scores recorded in the past three years.
  - Your Integrated Reasoning score of 1 is higher than 0% of GMAT Exam scores recorded in the past three years.
  - Your Verbal score of 31 is higher than 59% of GMAT Exam scores recorded in the past three years.
  - Your Quantitative score of 47 is higher than 57% of GMAT Exam scores recorded in the past three years.
- Your Quantitative score of 47 and your Verbal score of 31 were used to calculate your GMAT Total score. Especially strong or weak scores on either section significantly impacts the GMAT Total score.

This is NOT an official score report

## Integrated Reasoning Performance

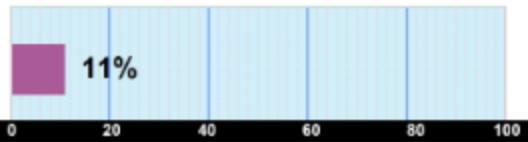
YOUR OVERALL IR SCORE:

1



PERCENT OF QUESTIONS YOU ANSWERED CORRECTLY

11%



PERCENTILE RANKINGS COMPARE YOUR PERFORMANCE TO 3 YEARS OF GMAT EXAMS

## TIME MANAGEMENT - INTEGRATED REASONING

YOUR MEAN RESPONSE TIME PER QUESTION

OVERALL SECTION

2:36

CORRECT

1:34

INCORRECT

2:45

minute 1 minute 2 minute 3 minute

### MEAN SCORE

MEAN SCORE:

**4.65**  
(31st percentile)

Definition

The three year mean GMAT Integrated Reasoning score is 4.7. This score is better than 31% of GMAT Exam scores recorded in the past three years.

Note: GMAT scores are valid for five years. Even though your score won't change, your percentile ranking may change when compared with a newer pool of applicants. Shifts tend to be gradual over long periods of time.

### MEAN TIME

MEAN TIME FOR ALL TEST TAKERS:

**2:28** minutes

Definition

For all GMAT Exam scores recorded in the past three years the mean time to complete a question in the Integrated Reasoning section is 2:28 minutes.

### SUMMARY

- Your Integrated Reasoning score of 1 is higher than 0% of GMAT Exam scores recorded in the past three years. The mean score for this section is 4.65.
- Lack of familiarity with the format of the four item types may negatively impact performance in this section.
- You completed 11 of the 12 questions in the Integrated Reasoning section.


This is NOT an official score report

## Verbal Section Performance

YOUR OVERALL VERBAL SCORE:

**31**

PERCENTILE RANKING 0 20 40 60 80 100



## SUB-SECTION RANKINGS

CRITICAL REASONING

75th

READING COMPREHENSION


79th

SENTENCE CORRECTION

54th

PERCENTILE RANKING 0 20 40 60 80 100

PERCENTILE RANKINGS COMPARE YOUR PERFORMANCE TO 3 YEARS OF GMAT EXAMS SAMPLE SIZE: 414618



## SUB-SECTION TIME MANAGEMENT

YOUR MEAN RESPONSE TIME PER QUESTION

OVERALL VERBAL

1:50

CRITICAL REASONING

2:16

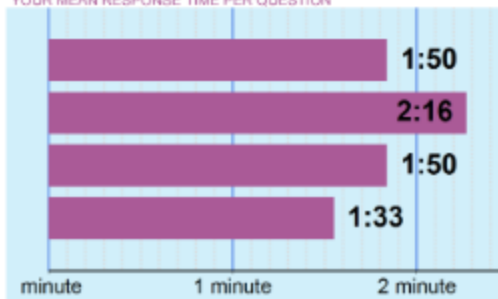
READING COMPREHENSION

1:50

SENTENCE CORRECTION

1:33

minute 1 minute 2 minute



## MEAN SCORE

MEAN SCORE:

**27.51**  
(44th percentile)

Definition

The three year mean GMAT Verbal score is 27.5. This score is better than 44% of GMAT Exam scores recorded in the past three years.

Note: GMAT scores are valid for five years. Even though your score won't change, your percentile ranking may change when compared with a newer pool of applicants. Shifts tend to be gradual over long periods of time.

## MEAN TIME

MEAN TIME FOR ALL TEST TAKERS:

**1:43** minutes

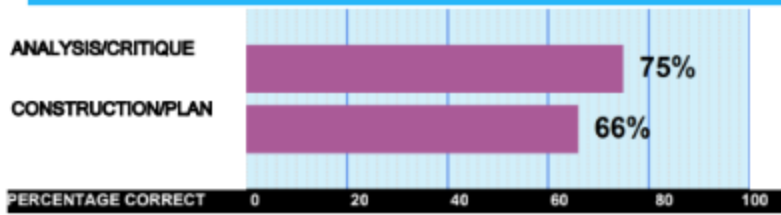
Definition

For all GMAT Exam scores recorded in the past three years the mean time to complete a question in the Verbal section is 1:43 minutes.

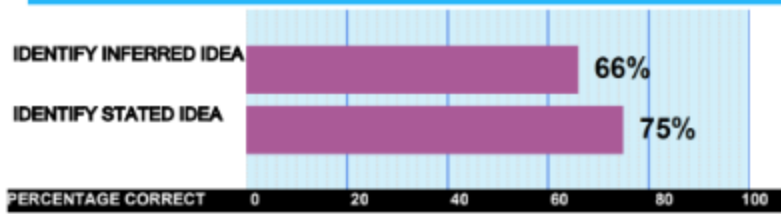
This is NOT an official score report

## PERFORMANCE BY FUNDAMENTAL SKILLS

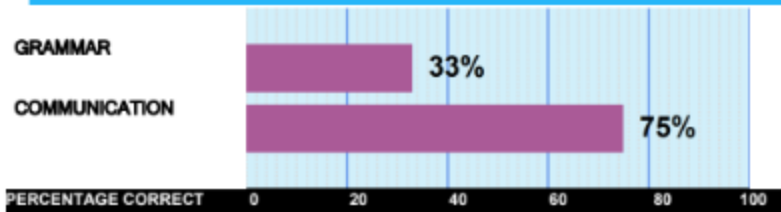
### CRITICAL REASONING



### READING COMPREHENSION



### SENTENCE CORRECTION



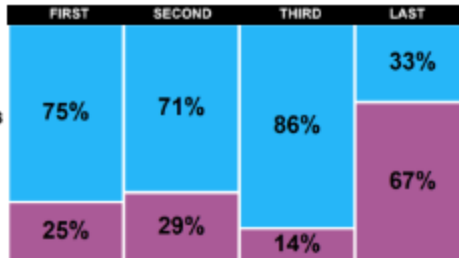
## PERCENT CORRECT

YOUR OVERALL VERBAL SCORE:

**31**

PERCENT OF QUESTIONS ANSWERED CORRECT/INCORRECT

- CORRECT
- INCORRECT

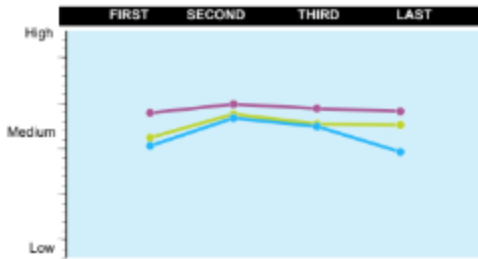


\*Each section in this graph represents approximately one quarter of the questions in order of presentation.\*

## AVERAGE DIFFICULTY

AVERAGE DIFFICULTY PER QUESTION

- ALL
- CORRECT
- INCORRECT

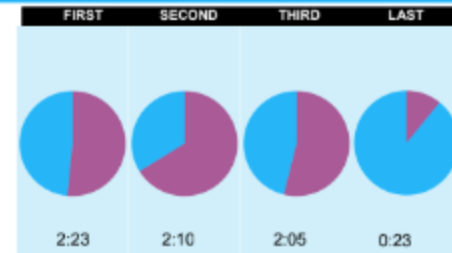


\*Each section in this graph represents approximately one quarter of the questions in order of presentation.\*

## PERFORMANCE OVER TIME

AVERAGE TIME PER RESPONSE

- CORRECT
- INCORRECT



\*Each section in this graph represents approximately one quarter of the questions in order of presentation.\*

## SUMMARY

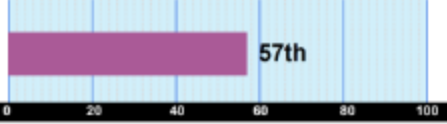
- Your Verbal score of 31 is higher than 59% of GMAT Exam scores recorded in the past three years. The mean score for this section is 27.51.
- Your performance on Critical Reasoning questions was equivalent to a score of 37, which is better than 75% of GMAT Exam scores recorded in the past three years. The mean score for this sub-section is 27.97.
  - Your performance of 75% on Analysis/Critique questions is considered Above Average.
  - Your performance of 66% on Construction/Plan questions is considered Above Average.
- Your performance on Reading Comprehension questions was equivalent to a score of 38, which is better than 79% of GMAT Exam scores recorded in the past three years. The mean score for this sub-section is 27.47.
  - Your performance of 66% on Identify Inferred Idea questions is considered Above Average.
  - Your performance of 75% on Identify Stated Idea questions is considered Above Average.
- Your performance on Sentence Correction questions was equivalent to a score of 30, which is better than 54% of GMAT Exam scores recorded in the past three years. The mean score for this sub-section is 27.81.
  - Your performance of 33% on Grammar questions is considered Weak.
  - Your performance of 75% on Communication questions is considered Above Average.
- You completed 34 questions in the Verbal section.
- You responded correctly to 75% of the first set of questions, 71% of the second set of questions, 85% of the third set of questions and 33% of the final set of questions.
- The average difficulty of questions presented to you in the first set of questions was Medium, the average for the second set of questions was Medium, the average for the third set of questions was Medium and was Medium for the final set of questions.
- The average time it took you to respond to the first set of questions presented was 2:23, the average time for the second set of questions was 2:10, the average time for the third set of questions was 2:05 and 0:23 for the final set of questions.
- Please Note: If you sat for the GMAT exam prior to April 16, 2018 this section contained 41 questions, on or after April 16, 2018 the section consists of 36 questions.

## Quantitative Section Performance

YOUR OVERALL  
QUANTITATIVE SCORE:

**47**

PERCENTILE RANKING 0 20 40 60 80 100



## SUB-SECTION RANKINGS

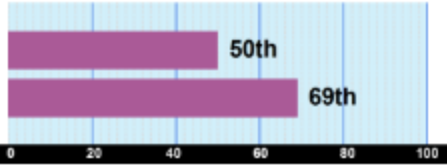
PROBLEM SOLVING

50th

DATA SUFFICIENCY

69th

PERCENTILE RANKING 0 20 40 60 80 100



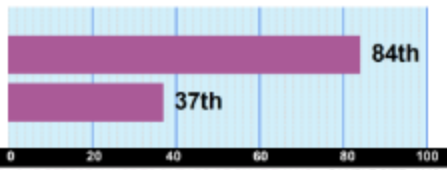
ARITHMETIC

84th

ALGEBRA/GEOMETRY

37th

PERCENTILE RANKING 0 20 40 60 80 100



PERCENTILE RANKINGS COMPARE YOUR PERFORMANCE TO 3 YEARS OF GMAT EXAMS. SAMPLE SIZE: 414518

## SUB-SECTION TIME MANAGEMENT

YOUR MEAN RESPONSE TIME PER QUESTION

OVERALL QUANTITATIVE

2:06

PROBLEM SOLVING

2:22

DATA SUFFICIENCY

1:45

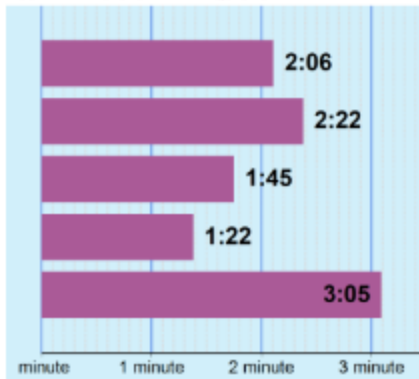
ARITHMETIC

1:22

ALGEBRA/GEOMETRY

3:05

minute 1 minute 2 minute 3 minute



## MEAN SCORE

MEAN SCORE:

**41.30**

(34th percentile)

Definition

The three year mean GMAT Quantitative score is 41.3. This score is better than 34% of GMAT Exam scores recorded in the past three years.

Note: GMAT scores are valid for five years. Even though your score won't change, your percentile ranking may change when compared with a newer pool of applicants. Shifts tend to be gradual over long periods of time.

## MEAN TIME

MEAN TIME FOR ALL  
TEST TAKERS:

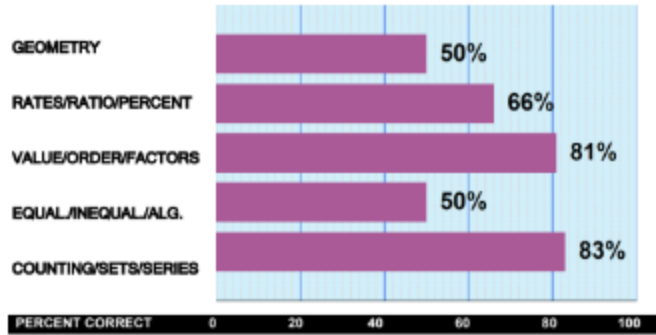
**1:55** minutes

Definition

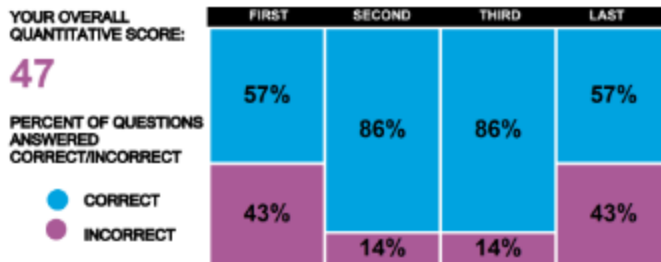
For all GMAT Exam scores recorded in the past three years the mean time to complete a question in the Quantitative sections is 1:55 minutes.

This is NOT an official score report

### PERFORMANCE BY FUNDAMENTAL SKILLS

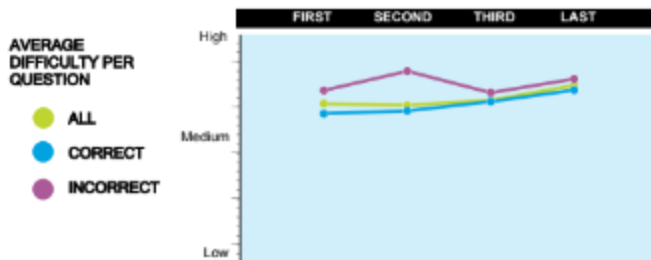


### PERCENT CORRECT



Each section in this graph represents approximately one quarter of the questions in order of presentation.

### AVERAGE DIFFICULTY

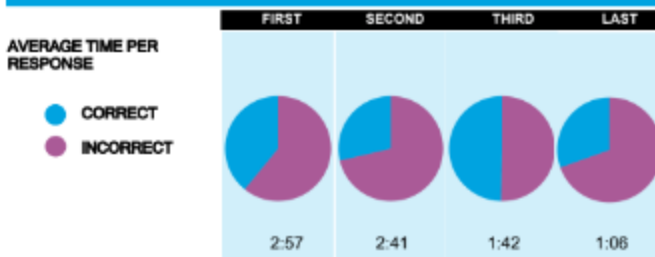


Each section in this graph represents approximately one quarter of the questions in order of presentation.

QUESTIONS

This is NOT an official score report

## TIME MANAGEMENT



## SUMMARY

- Your Quantitative score of 47 is higher than 57% of GMAT Exam scores recorded in the past three years. The mean score for this section is 41.3.
- Your performance on Problem Solving questions was equivalent to a score of 45. Your score is better than 50% of all sub-section scores recorded in the past three years. The mean for all test takers is 41.29.
- Your performance on Data Sufficiency questions was equivalent to a score of 49. Your score is better than 69% of all sub-section scores recorded in the past three years. The mean for all test takers is 41.25.
- Your performance on Arithmetic questions was equivalent to a score of 50. Your score is better than 84% of all sub-section scores recorded in the past three years. The mean for all test takers is 41.48.
- Your performance on Algebra/Geometry questions was equivalent to a score of 42. Your score is better than 37% of all sub-section scores recorded in the past three years. The mean for all test takers is 41.12.
- Your performance of 50% on Geometry questions is considered Weak.
- Your performance of 86% on Rates/Ratio/Percent questions is considered Above Average.
- Your performance of 81% on Value/Order/Factors questions is considered Strong.
- Your performance of 50% on Equal/Inequal/Alg. questions is considered Weak.
- Your performance of 83% on Counting/Sets/Series questions is considered Strong.
- You completed 31 questions in the Quantitative section.
- You responded correctly to 57% of the first set of questions, 86% of the second set of questions, 86% of the third set of questions and 57% of the final set of questions.
- The average difficulty of questions presented to you in the first set of questions was Medium High, the average for the second set of questions was Medium High, the average for the third set of questions was Medium High and was Medium High for the final set of questions.
- The average time it took you to respond to the first set of questions presented was 2:57, the average time for the second set of questions was 2:41, the average time for the third set of questions was 1:42 and 1:06 for the final set of questions.
- Please Note: If you sat for the GMAT exam prior to April 16, 2018 this section contained 37 questions, on or after April 16, 2018 the section consists of 31 questions.