

Your GMAT® Enhanced Score Report

FOR: Vivek Bhensaniya | GMAT ID: 100004030798 | Ahmedabad, India | Feb 27, 2023 | Appt ID: 438654460

This is NOT an official score report

Overall GMAT Exam Performance

YOUR GMAT TOTAL SCORE:

640

64th

PERCENTILE RANKING

0 20 40 60 80 100

YOUR IR SCORE:

5

47th

YOUR VERBAL SCORE:

31

59th

YOUR QUANTITATIVE SCORE:

47

57th

YOUR AWA SCORE:

-

PERCENTILE RANKING

0 20 40 60 80 100

PERCENTILE RANKINGS COMPARE YOUR PERFORMANCE TO 3 YEARS OF GMAT EXAMS SAMPLE SIZE: 414618

TIME MANAGEMENT BY SECTION

YOUR MEAN RESPONSE TIME PER QUESTION

INTEGRATED REASONING

2:39

VERBAL

1:41

QUANTITATIVE

2:00

minute 1 minute 2 minute 3 minute

MEAN SCORE

MEAN SCORE:

574.5

(40th percentile)

Definition

The three year mean GMAT Total score is 574.5. This score is better than 40% of GMAT Exam scores recorded in the past three years.

Note: GMAT scores are valid for five years. Even though your score won't change, your percentile ranking may change when compared with a newer pool of applicants. Shifts tend to be gradual over long periods of time.

MEAN TIME

MEAN TIME FOR ALL TEST TAKERS:

1:53 minutes

Definition

For all GMAT Exam scores recorded in the past three years the mean time to complete a question in the Integrated Reasoning, Verbal, and Quantitative sections is 1:53 minutes.

SUMMARY

- Your GMAT Total score of 640 is higher than 64% of GMAT Exam scores recorded in the past three years.
 - Your Integrated Reasoning score of 5 is higher than 47% of GMAT Exam scores recorded in the past three years.
 - Your Verbal score of 31 is higher than 59% of GMAT Exam scores recorded in the past three years.
 - Your Quantitative score of 47 is higher than 57% of GMAT Exam scores recorded in the past three years.
- Your Quantitative score of 47 and your Verbal score of 31 were used to calculate your GMAT Total score. Especially strong or weak scores on either section significantly impacts the GMAT Total score.

Your GMAT® Enhanced Score Report

FOR: Vivek Bhensaniya | GMAT ID: 100004030798 | Ahmedabad, India | Feb 27, 2023 | Appt ID: 438654460

This is NOT an official score report

Integrated Reasoning Performance

YOUR OVERALL IR SCORE:

5

47th

PERCENTILE RANKING 0 20 40 60 80 100

PERCENT OF QUESTIONS YOU ANSWERED CORRECTLY

56%

PERCENTILE RANKING 0 20 40 60 80 100

PERCENTILE RANKINGS COMPARE YOUR PERFORMANCE TO 3 YEARS OF GMAT EXAMS

TIME MANAGEMENT - INTEGRATED REASONING

YOUR MEAN RESPONSE TIME PER QUESTION

OVERALL SECTION

2:39

CORRECT

3:14

INCORRECT

1:55

minute 1 minute 2 minute 3 minute

MEAN SCORE

MEAN SCORE:

4.65

(31st percentile)

Definition

The three year mean GMAT Integrated Reasoning score is 4.7. This score is better than 31% of GMAT Exam scores recorded in the past three years.

Note: GMAT scores are valid for five years. Even though your score won't change, your percentile ranking may change when compared with a newer pool of applicants. Shifts tend to be gradual over long periods of time.

MEAN TIME

MEAN TIME FOR ALL TEST TAKERS:

2:28 minutes

Definition

For all GMAT Exam scores recorded in the past three years the mean time to complete a question in the Integrated Reasoning section is 2:28 minutes.

SUMMARY

- Your Integrated Reasoning score of 5 is higher than 47% of GMAT Exam scores recorded in the past three years. The mean score for this section is 4.65.
- Lack of familiarity with the format of the four item types may negatively impact performance in this section.
- You completed 12 of the 12 questions in the Integrated Reasoning section.

Your GMAT® Enhanced Score Report

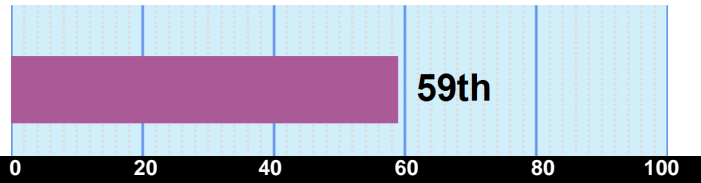
FOR: Vivek Bhensaniya | GMAT ID: 100004030798 | Ahmedabad, India | Feb 27, 2023 | Appt ID: 438654460

This is NOT an official score report

Verbal Section Performance

YOUR OVERALL VERBAL SCORE:

31



MEAN SCORE

MEAN SCORE:

27.51

(44th percentile)

Definition

The three year mean GMAT Verbal score is 27.5. This score is better than 44% of GMAT Exam scores recorded in the past three years.

Note: GMAT scores are valid for five years. Even though your score won't change, your percentile ranking may change when compared with a newer pool of applicants. Shifts tend to be gradual over long periods of time.

SUB-SECTION RANKINGS

CRITICAL REASONING

29th

READING COMPREHENSION

58th

SENTENCE CORRECTION

93rd

PERCENTILE RANKING 0 20 40 60 80 100

PERCENTILE RANKINGS COMPARE YOUR PERFORMANCE TO 3 YEARS OF GMAT EXAMS SAMPLE SIZE: 414618

SUB-SECTION TIME MANAGEMENT

YOUR MEAN RESPONSE TIME PER QUESTION

OVERALL VERBAL

1:41

CRITICAL REASONING

1:47

READING COMPREHENSION

2:02

SENTENCE CORRECTION

1:19

minute 1 minute 2 minute

MEAN TIME

MEAN TIME FOR ALL TEST TAKERS:

1:43 minutes

Definition

For all GMAT Exam scores recorded in the past three years the mean time to complete a question in the Verbal section is 1:43 minutes.

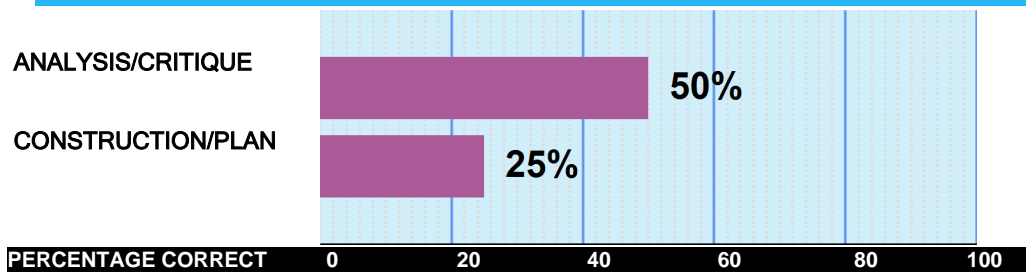
Your GMAT® Enhanced Score Report

FOR: Vivek Bhensaniya | GMAT ID: 100004030798 | Ahmedabad, India | Feb 27, 2023 | Appt ID: 438654460

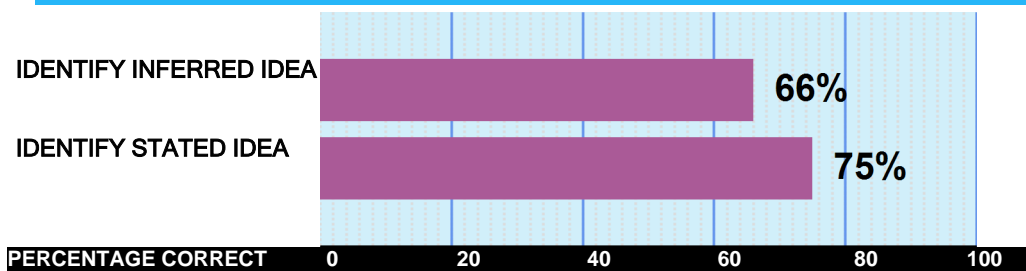
This is NOT an official score report

PERFORMANCE BY FUNDAMENTAL SKILLS

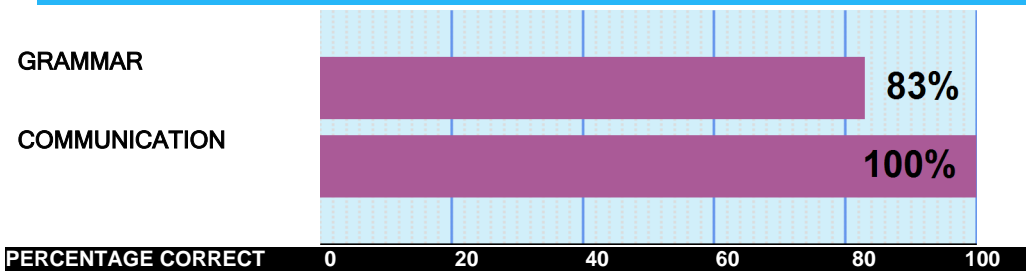
CRITICAL REASONING



READING COMPREHENSION



SENTENCE CORRECTION



Your GMAT® Enhanced Score Report

FOR: Vivek Bhensaniya | GMAT ID: 100004030798 | Ahmedabad, India | Feb 27, 2023 | Appt ID: 438654460

This is NOT an official score report

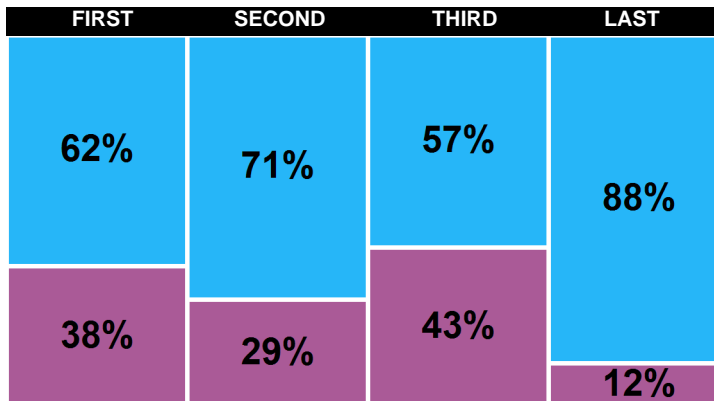
PERCENT CORRECT

YOUR OVERALL VERBAL SCORE:

31

PERCENT OF QUESTIONS ANSWERED CORRECT/INCORRECT

- CORRECT
- INCORRECT

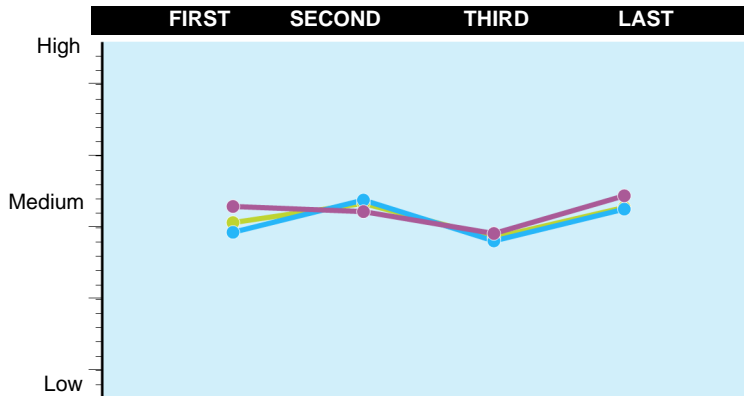


"Each section in this graph represents approximately one quarter of the questions in order of presentation."

AVERAGE DIFFICULTY

AVERAGE DIFFICULTY PER QUESTION

- ALL
- CORRECT
- INCORRECT

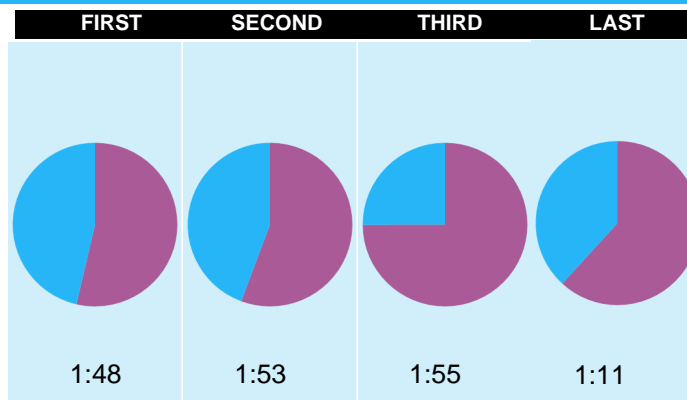


"Each section in this graph represents approximately one quarter of the questions in order of presentation."

PERFORMANCE OVER TIME

AVERAGE TIME PER RESPONSE

- CORRECT
- INCORRECT



"Each section in this graph represents approximately one quarter of the questions in order of presentation."

Your GMAT® Enhanced Score Report

FOR: Vivek Bhensaniya | GMAT ID: 100004030798 | Ahmedabad, India | Feb 27, 2023 | Appt ID: 438654460

This is NOT an official score report

SUMMARY

- Your Verbal score of 31 is higher than 59% of GMAT Exam scores recorded in the past three years. The mean score for this section is 27.51.
- Your performance on Critical Reasoning questions was equivalent to a score of 22, which is better than 29% of GMAT Exam scores recorded in the past three years. The mean score for this sub-section is 27.97.
 - Your performance of 50% on Analysis/Critique questions is considered Weak.
 - Your performance of 25% on Construction/Plan questions is considered Very Weak.
- Your performance on Reading Comprehension questions was equivalent to a score of 31, which is better than 58% of GMAT Exam scores recorded in the past three years. The mean score for this sub-section is 27.47.
 - Your performance of 66% on Identify Inferred Idea questions is considered Above Average.
 - Your performance of 75% on Identify Stated Idea questions is considered Above Average.
- Your performance on Sentence Correction questions was equivalent to a score of 42, which is better than 93% of GMAT Exam scores recorded in the past three years. The mean score for this sub-section is 27.81.
 - Your performance of 83% on Grammar questions is considered Strong.
 - Your performance of 100% on Communication questions is considered Very Strong.
- You completed 36 questions in the Verbal section.
- You responded correctly to 63% of the first set of questions, 71% of the second set of questions, 57% of the third set of questions and 88% of the final set of questions.
- The average difficulty of questions presented to you in the first set of questions was Medium, the average for the second set of questions was Medium, the average for the third set of questions was Medium and was Medium for the final set of questions.
- The average time it took you to respond to the first set of questions presented was 1:48, the average time for the second set of questions was 1:53, the average time for the third set of questions was 1:55 and 1:11 for the final set of questions.
- Please Note: If you sat for the GMAT exam prior to April 16, 2018 this section contained 41 questions, on or after April 16, 2018 the section consists of 36 questions.

Your GMAT® Enhanced Score Report

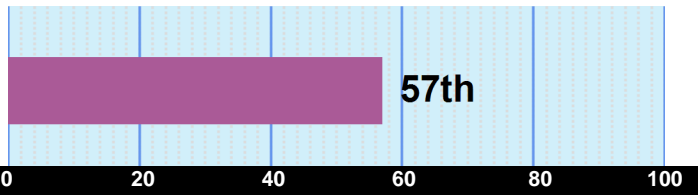
FOR: Vivek Bhensaniya | GMAT ID: 100004030798 | Ahmedabad, India | Feb 27, 2023 | Appt ID: 438654460

This is NOT an official score report

Quantitative Section Performance

YOUR OVERALL
QUANTITATIVE SCORE:

47



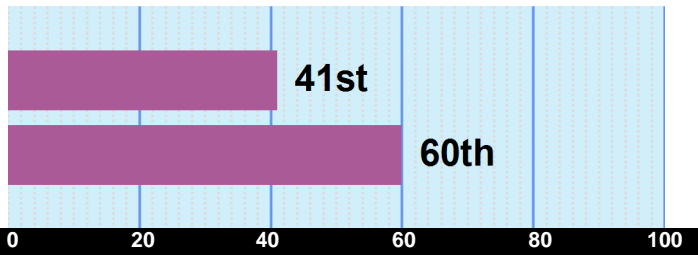
SUB-SECTION RANKINGS

PROBLEM SOLVING

41st

DATA SUFFICIENCY

60th

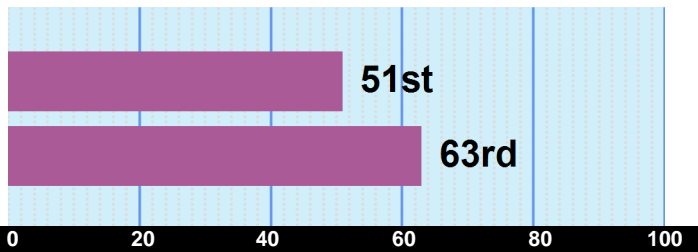


ARITHMETIC

51st

ALGEBRA/GEOMETRY

63rd



PERCENTILE RANKINGS COMPARE YOUR PERFORMANCE TO 3 YEARS OF GMAT EXAMS | SAMPLE SIZE: 414618

SUB-SECTION TIME MANAGEMENT

YOUR MEAN RESPONSE TIME PER QUESTION

OVERALL QUANTITATIVE

2:00

PROBLEM SOLVING

1:57

DATA SUFFICIENCY

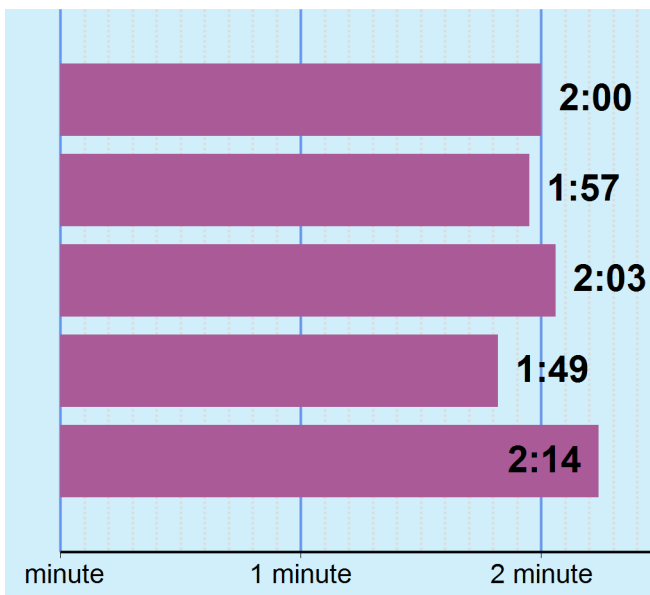
2:03

ARITHMETIC

1:49

ALGEBRA/GEOMETRY

2:14



MEAN SCORE

MEAN SCORE:

41.30

(34th percentile)

Definition

The three year mean GMAT Quantitative score is 41.3. This score is better than 34% of GMAT Exam scores recorded in the past three years.

Note: GMAT scores are valid for five years. Even though your score won't change, your percentile ranking may change when compared with a newer pool of applicants. Shifts tend to be gradual over long periods of time.

MEAN TIME

MEAN TIME FOR ALL
TEST TAKERS:

1:55 minutes

Definition

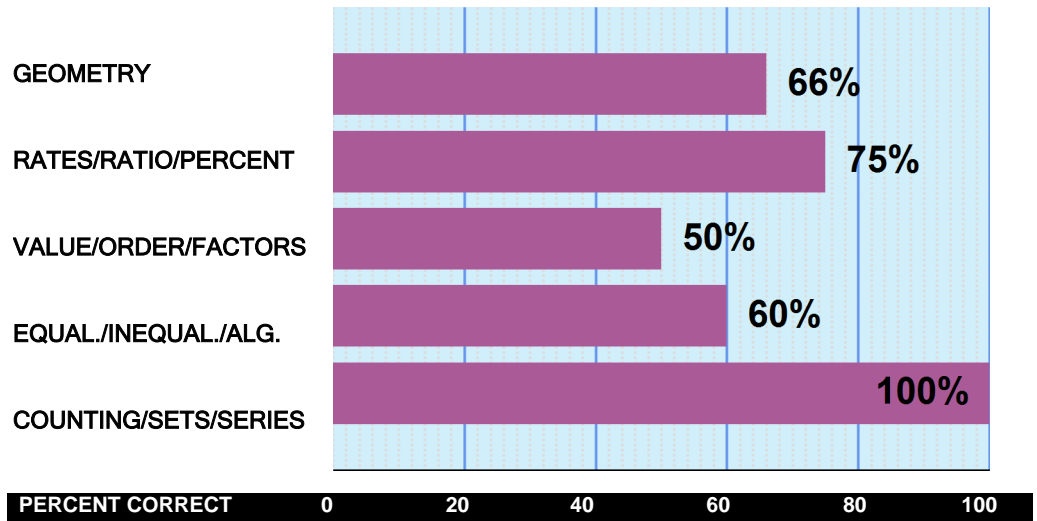
For all GMAT Exam scores recorded in the past three years the mean time to complete a question in the Quantitative sections is 1:55 minutes.

Your GMAT® Enhanced Score Report

FOR: Vivek Bhensaniya | GMAT ID: 100004030798 | Ahmedabad, India | Feb 27, 2023 | Appt ID: 438654460

This is NOT an official score report

PERFORMANCE BY FUNDAMENTAL SKILLS



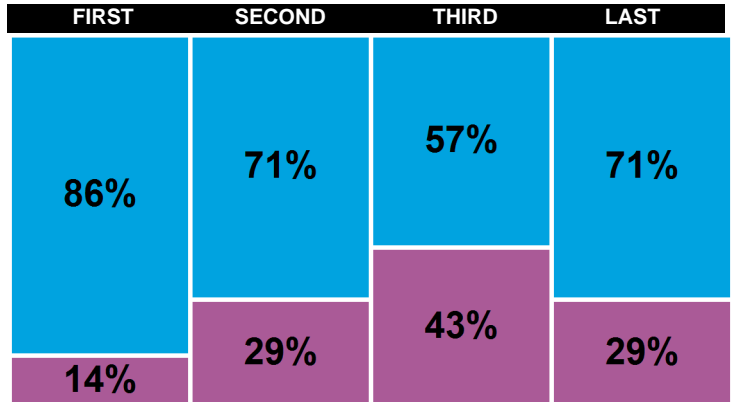
PERCENT CORRECT

YOUR OVERALL QUANTITATIVE SCORE:

47

PERCENT OF QUESTIONS ANSWERED CORRECT/INCORRECT

- CORRECT
- INCORRECT

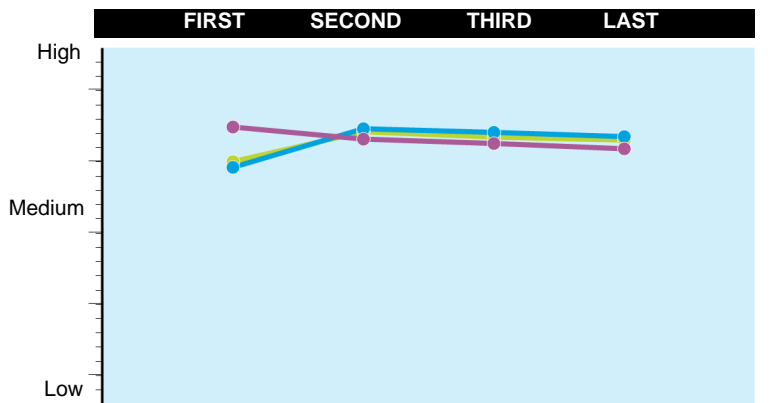


Each section in this graph represents approximately one quarter of the questions in order of presentation.

AVERAGE DIFFICULTY

AVERAGE DIFFICULTY PER QUESTION

- ALL
- CORRECT
- INCORRECT



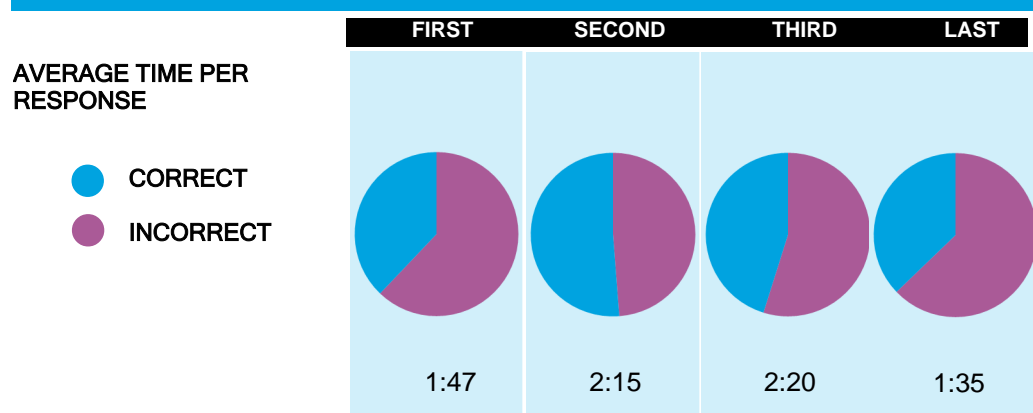
Each section in this graph represents approximately one quarter of the questions in order of presentation.

Your GMAT® Enhanced Score Report

FOR: Vivek Bhensaniya | GMAT ID: 100004030798 | Ahmedabad, India | Feb 27, 2023 | Appt ID: 438654460

This is NOT an official score report

TIME MANAGEMENT



Each section in this graph represents approximately one quarter of the questions in order of presentation.

SUMMARY

- Your Quantitative score of 47 is higher than 57% of GMAT Exam scores recorded in the past three years. The mean score for this section is 41.3.
- Your performance on Problem Solving questions was equivalent to a score of 43. Your score is better than 41% of all sub-section scores recorded in the past three years. The mean for all test takers is 41.29.
- Your performance on Data Sufficiency questions was equivalent to a score of 48. Your score is better than 60% of all sub-section scores recorded in the past three years. The mean for all test takers is 41.25.
- Your performance on Arithmetic questions was equivalent to a score of 46. Your score is better than 51% of all sub-section scores recorded in the past three years. The mean for all test takers is 41.48.
- Your performance on Algebra/Geometry questions was equivalent to a score of 48. Your score is better than 63% of all sub-section scores recorded in the past three years. The mean for all test takers is 41.12.
- Your performance of 66% on Geometry questions is considered Above Average.
- Your performance of 75% on Rates/Ratio/Percent questions is considered Above Average.
- Your performance of 50% on Value/Order/Factors questions is considered Weak.
- Your performance of 60% on Equal./Inequal./Alg. questions is considered Average.
- Your performance of 100% on Counting/Sets/Series questions is considered Very Strong.
- You completed 31 questions in the Quantitative section.
- You responded correctly to 86% of the first set of questions, 71% of the second set of questions, 57% of the third set of questions and 71% of the final set of questions..
- The average difficulty of questions presented to you in the first set of questions was Medium High, the average for the second set of questions was Medium High, the average for the third set of questions was Medium High and was Medium High for the final set of questions.
- The average time it took you to respond to the first set of questions presented was 1:47, the average time for the second set of questions was 2:15, the average time for the third set of questions was 2:20 and 1:35 for the final set of questions.
- Please Note: If you sat for the GMAT exam prior to April 16, 2018 this section contained 37 questions, on or after April 16, 2018 the section consists of 31 questions.

Your GMAT® Enhanced Score Report

FOR: Vivek Bhensaniya | GMAT ID: 100004030798 | Ahmedabad, India | Feb 27, 2023 | Appt ID: 438654460

This is NOT an official score report

AWA Section Performance

This report is created before your Analytical Writing Essay is scored and will appear within 24 hours of the exam scores being made official. If the score has been cancelled for any reason, the information will not appear in the Enhanced Score Report.