

Your GMAT® Enhanced Score Report

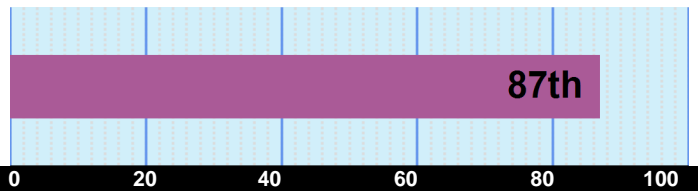
FOR: SOURODEEP SINGHA | GMAT ID: 100005255843 | Gurugram, India | Apr 14, 2023 | Appt ID: 444550603

This is NOT an official score report

Overall GMAT Exam Performance

YOUR GMAT TOTAL SCORE:

700



YOUR IR SCORE:

6



YOUR VERBAL SCORE:

37



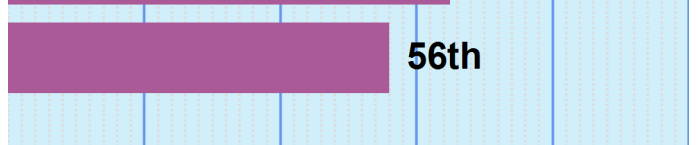
YOUR QUANTITATIVE SCORE:

48



YOUR AWA SCORE:

5




PERCENTILE RANKING 0 20 40 60 80 100

PERCENTILE RANKINGS COMPARE YOUR PERFORMANCE TO 3 YEARS OF GMAT EXAMS SAMPLE SIZE: 414618


TIME MANAGEMENT BY SECTION

YOUR MEAN RESPONSE TIME PER QUESTION

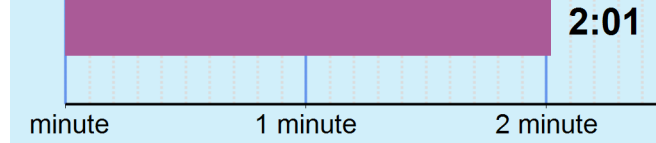
INTEGRATED REASONING



VERBAL



QUANTITATIVE



minute 1 minute 2 minute

MEAN SCORE

MEAN SCORE:

574.5

(40th percentile)

Definition

The three year mean GMAT Total score is 574.5. This score is better than 40% of GMAT Exam scores recorded in the past three years.

Note: GMAT scores are valid for five years. Even though your score won't change, your percentile ranking may change when compared with a newer pool of applicants. Shifts tend to be gradual over long periods of time.

MEAN TIME

MEAN TIME FOR ALL TEST TAKERS:

1:53 minutes

Definition

For all GMAT Exam scores recorded in the past three years the mean time to complete a question in the Integrated Reasoning, Verbal, and Quantitative sections is 1:53 minutes.

SUMMARY

- Your GMAT Total score of 700 is higher than 87% of GMAT Exam scores recorded in the past three years.
 - Your Integrated Reasoning score of 6 is higher than 64% of GMAT Exam scores recorded in the past three years.
 - Your Verbal score of 37 is higher than 81% of GMAT Exam scores recorded in the past three years.
 - Your Quantitative score of 48 is higher than 65% of GMAT Exam scores recorded in the past three years.
- Your Quantitative score of 48 and your Verbal score of 37 were used to calculate your GMAT Total score. Especially strong or weak scores on either section significantly impacts the GMAT Total score.

Your GMAT® Enhanced Score Report

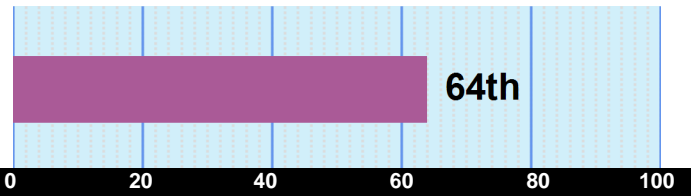
FOR: SOURODEEP SINGHA | GMAT ID: 100005255843 | Gurugram, India | Apr 14, 2023 | Appt ID: 444550603

This is NOT an official score report

Integrated Reasoning Performance

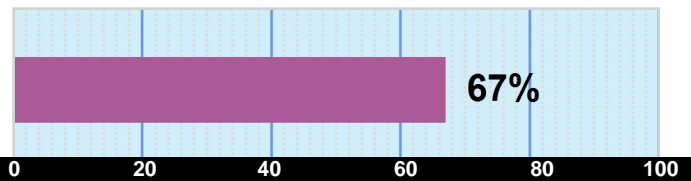
YOUR OVERALL IR SCORE:

6



PERCENT OF QUESTIONS YOU ANSWERED CORRECTLY

67%



PERCENTILE RANKINGS COMPARE YOUR PERFORMANCE TO 3 YEARS OF GMAT EXAMS

TIME MANAGEMENT - INTEGRATED REASONING

YOUR MEAN RESPONSE TIME PER QUESTION

OVERALL SECTION

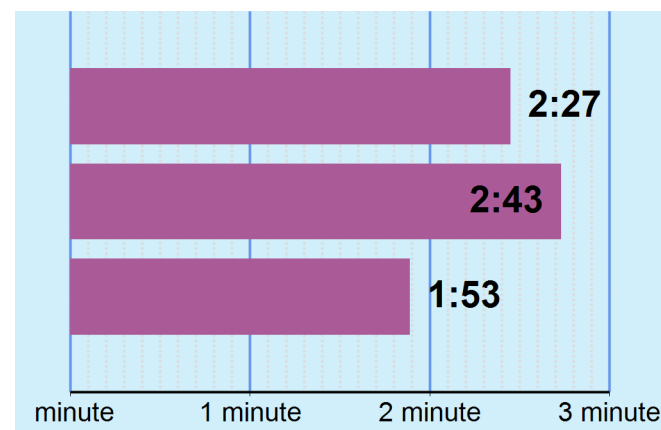
2:27

CORRECT

2:43

INCORRECT

1:53



MEAN SCORE

MEAN SCORE:

4.65

(31st percentile)

Definition

The three year mean GMAT Integrated Reasoning score is 4.7. This score is better than 31% of GMAT Exam scores recorded in the past three years.

Note: GMAT scores are valid for five years. Even though your score won't change, your percentile ranking may change when compared with a newer pool of applicants. Shifts tend to be gradual over long periods of time.

MEAN TIME

MEAN TIME FOR ALL TEST TAKERS:

2:28 minutes

Definition

For all GMAT Exam scores recorded in the past three years the mean time to complete a question in the Integrated Reasoning section is 2:28 minutes.

SUMMARY

- Your Integrated Reasoning score of 6 is higher than 64% of GMAT Exam scores recorded in the past three years. The mean score for this section is 4.65.
- Lack of familiarity with the format of the four item types may negatively impact performance in this section.
- You completed 12 of the 12 questions in the Integrated Reasoning section.

Your GMAT® Enhanced Score Report

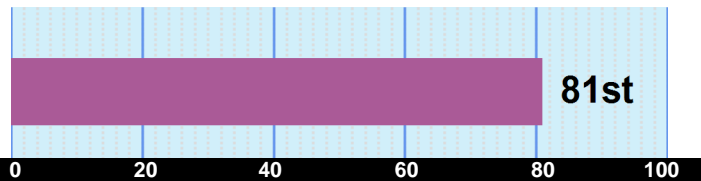
FOR: SOURODEEP SINGHA | GMAT ID: 100005255843 | Gurugram, India | Apr 14, 2023 | Appt ID: 444550603

This is NOT an official score report

Verbal Section Performance

YOUR OVERALL VERBAL SCORE:

37



MEAN SCORE

MEAN SCORE:

27.51

(44th percentile)

Definition

The three year mean GMAT Verbal score is 27.5. This score is better than 44% of GMAT Exam scores recorded in the past three years.

Note: GMAT scores are valid for five years. Even though your score won't change, your percentile ranking may change when compared with a newer pool of applicants. Shifts tend to be gradual over long periods of time.

SUB-SECTION RANKINGS

CRITICAL REASONING

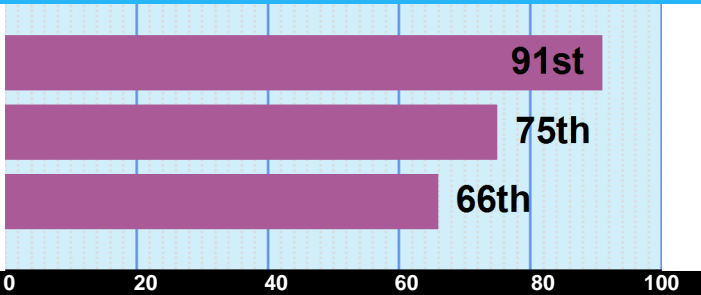
91st

READING COMPREHENSION

75th

SENTENCE CORRECTION

66th



PERCENTILE RANKING

0 20 40 60 80 100

PERCENTILE RANKINGS COMPARE YOUR PERFORMANCE TO 3 YEARS OF GMAT EXAMS SAMPLE SIZE: 414618

SUB-SECTION TIME MANAGEMENT

YOUR MEAN RESPONSE TIME PER QUESTION

OVERALL VERBAL

1:42

CRITICAL REASONING

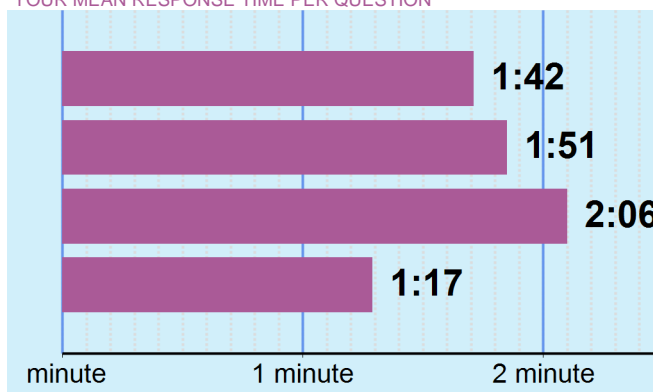
1:51

READING COMPREHENSION

2:06

SENTENCE CORRECTION

1:17



minute

1 minute

2 minute

MEAN TIME

MEAN TIME FOR ALL TEST TAKERS:

1:43 minutes

Definition

For all GMAT Exam scores recorded in the past three years the mean time to complete a question in the Verbal section is 1:43 minutes.

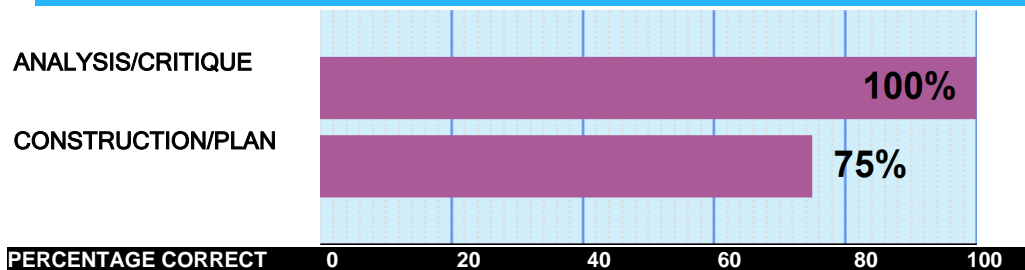
Your GMAT® Enhanced Score Report

FOR: SOURODEEP SINGHA | GMAT ID: 100005255843 | Gurugram, India | Apr 14, 2023 | Appt ID: 444550603

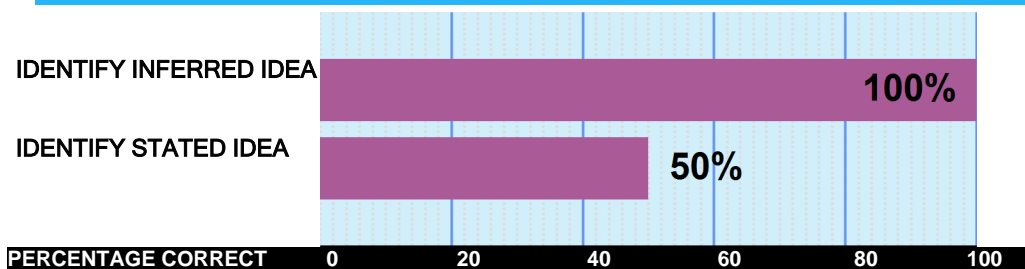
This is NOT an official score report

PERFORMANCE BY FUNDAMENTAL SKILLS

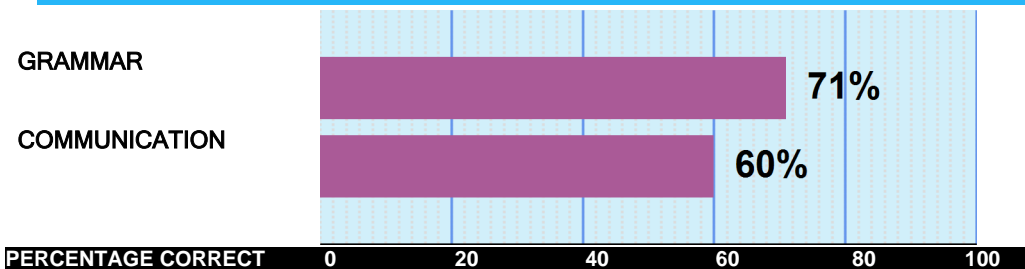
CRITICAL REASONING



READING COMPREHENSION



SENTENCE CORRECTION



Your GMAT® Enhanced Score Report

FOR: SOURODEEP SINGHA | GMAT ID: 100005255843 | Gurugram, India | Apr 14, 2023 | Appt ID: 444550603

This is NOT an official score report

PERCENT CORRECT

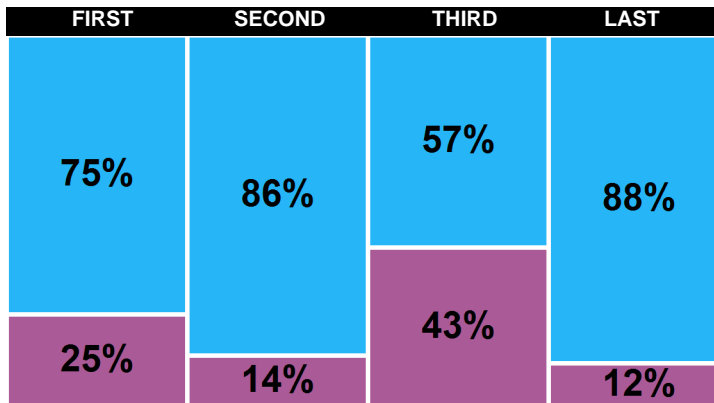
YOUR OVERALL VERBAL SCORE:

37

PERCENT OF QUESTIONS ANSWERED CORRECT/INCORRECT

● CORRECT

● INCORRECT



"Each section in this graph represents approximately one quarter of the questions in order of presentation."

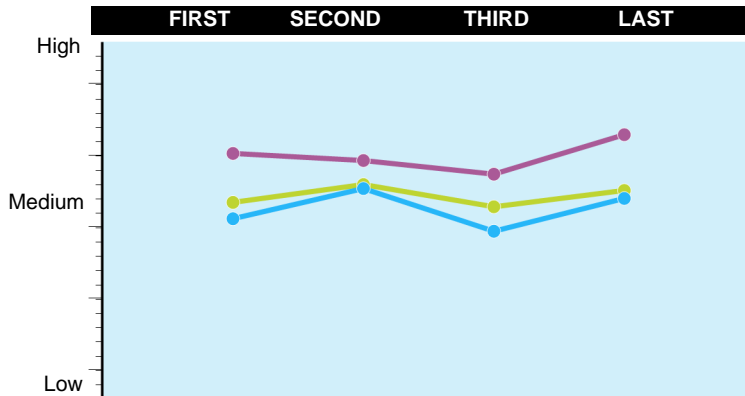
AVERAGE DIFFICULTY

AVERAGE DIFFICULTY PER QUESTION

● ALL

● CORRECT

● INCORRECT



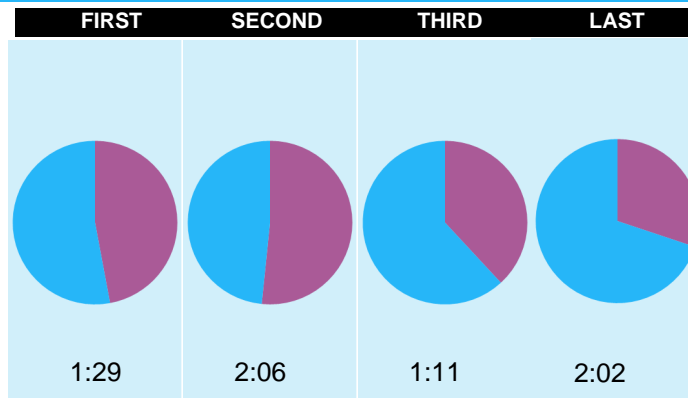
"Each section in this graph represents approximately one quarter of the questions in order of presentation."

PERFORMANCE OVER TIME

AVERAGE TIME PER RESPONSE

● CORRECT

● INCORRECT



"Each section in this graph represents approximately one quarter of the questions in order of presentation."

Your GMAT® Enhanced Score Report

FOR: SOURODEEP SINGHA | GMAT ID: 100005255843 | Gurugram, India | Apr 14, 2023 | Appt ID: 444550603

This is NOT an official score report

SUMMARY

- Your Verbal score of 37 is higher than 81% of GMAT Exam scores recorded in the past three years. The mean score for this section is 27.51.
- Your performance on Critical Reasoning questions was equivalent to a score of 42, which is better than 91% of GMAT Exam scores recorded in the past three years. The mean score for this sub-section is 27.97.
 - Your performance of 100% on Analysis/Critique questions is considered Very Strong.
 - Your performance of 75% on Construction/Plan questions is considered Above Average.
- Your performance on Reading Comprehension questions was equivalent to a score of 36, which is better than 75% of GMAT Exam scores recorded in the past three years. The mean score for this sub-section is 27.47.
 - Your performance of 100% on Identify Inferred Idea questions is considered Very Strong.
 - Your performance of 50% on Identify Stated Idea questions is considered Weak.
- Your performance on Sentence Correction questions was equivalent to a score of 34, which is better than 66% of GMAT Exam scores recorded in the past three years. The mean score for this sub-section is 27.81.
 - Your performance of 71% on Grammar questions is considered Above Average.
 - Your performance of 60% on Communication questions is considered Average.
- You completed 36 questions in the Verbal section.
- You responded correctly to 75% of the first set of questions, 86% of the second set of questions, 57% of the third set of questions and 88% of the final set of questions.
- The average difficulty of questions presented to you in the first set of questions was Medium, the average for the second set of questions was Medium, the average for the third set of questions was Medium and was Medium for the final set of questions.
- The average time it took you to respond to the first set of questions presented was 1:29, the average time for the second set of questions was 2:06, the average time for the third set of questions was 1:11 and 2:02 for the final set of questions.
- Please Note: If you sat for the GMAT exam prior to April 16, 2018 this section contained 41 questions, on or after April 16, 2018 the section consists of 36 questions.

Your GMAT® Enhanced Score Report

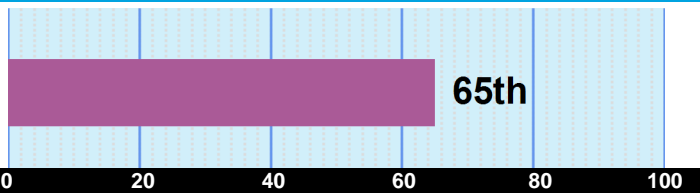
FOR: SOURODEEP SINGHA | GMAT ID: 100005255843 | Gurugram, India | Apr 14, 2023 | Appt ID: 444550603

This is NOT an official score report

Quantitative Section Performance

YOUR OVERALL
QUANTITATIVE SCORE:

48



MEAN SCORE

MEAN SCORE:

41.30

(34th percentile)

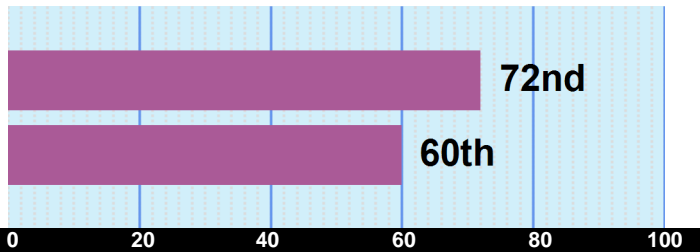
Definition

The three year mean GMAT Quantitative score is 41.3. This score is better than 34% of GMAT Exam scores recorded in the past three years.

Note: GMAT scores are valid for five years. Even though your score won't change, your percentile ranking may change when compared with a newer pool of applicants. Shifts tend to be gradual over long periods of time.

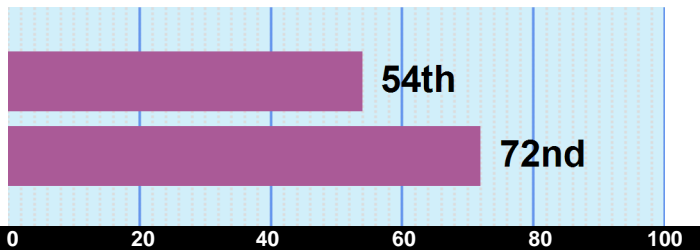
SUB-SECTION RANKINGS

PROBLEM SOLVING



DATA SUFFICIENCY

ARITHMETIC



ALGEBRA/GEOMETRY

PERCENTILE RANKINGS COMPARE YOUR PERFORMANCE TO 3 YEARS OF GMAT EXAMS SAMPLE SIZE: 414618

MEAN TIME

MEAN TIME FOR ALL
TEST TAKERS:

1:55 minutes

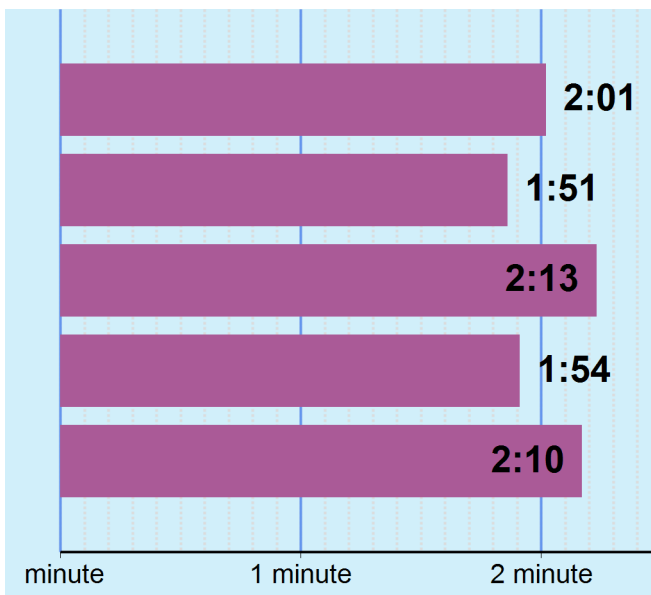
Definition

For all GMAT Exam scores recorded in the past three years the mean time to complete a question in the Quantitative sections is 1:55 minutes.

SUB-SECTION TIME MANAGEMENT

YOUR MEAN RESPONSE TIME PER QUESTION

OVERALL QUANTITATIVE



PROBLEM SOLVING

DATA SUFFICIENCY

ARITHMETIC

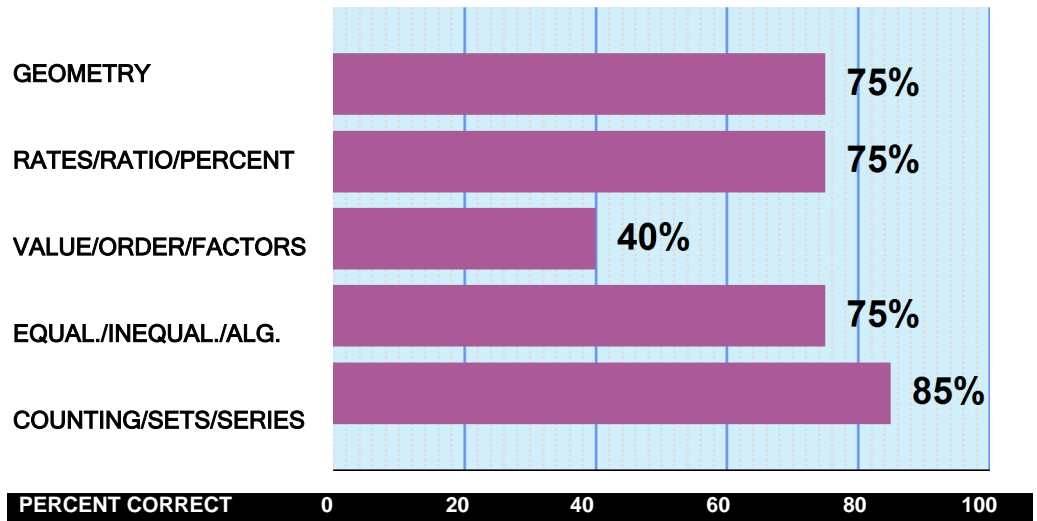
ALGEBRA/GEOMETRY

Your GMAT® Enhanced Score Report

FOR: SOURODEEP SINGHA | GMAT ID: 100005255843 | Gurugram, India | Apr 14, 2023 | Appt ID: 444550603

This is NOT an official score report

PERFORMANCE BY FUNDAMENTAL SKILLS



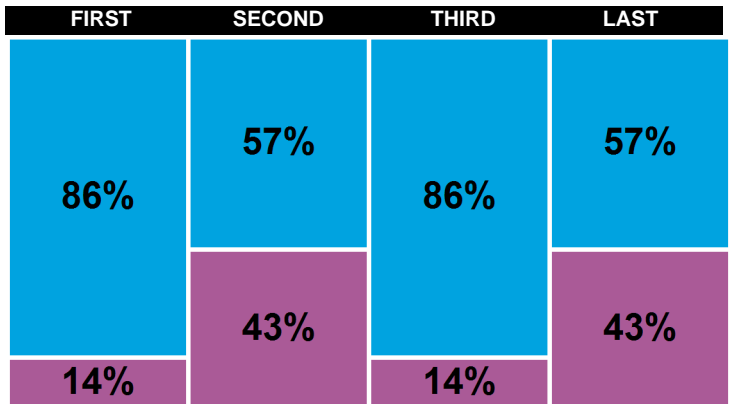
PERCENT CORRECT

YOUR OVERALL QUANTITATIVE SCORE:

48

PERCENT OF QUESTIONS ANSWERED CORRECT/INCORRECT

- CORRECT
- INCORRECT

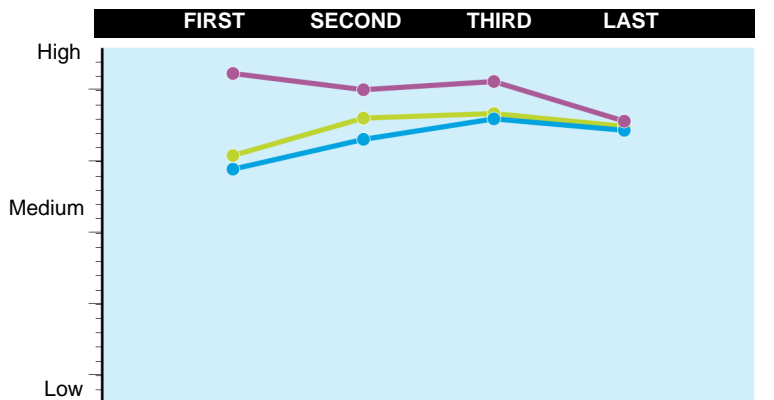


Each section in this graph represents approximately one quarter of the questions in order of presentation.

AVERAGE DIFFICULTY

AVERAGE DIFFICULTY PER QUESTION

- ALL
- CORRECT
- INCORRECT



Each section in this graph represents approximately one quarter of the questions in order of presentation.

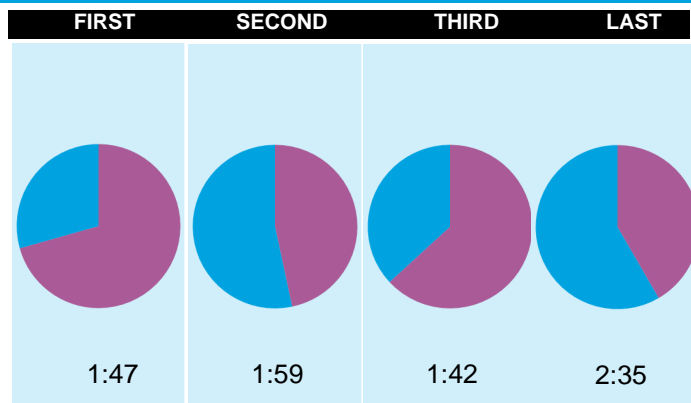
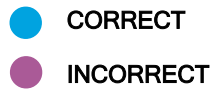
Your GMAT® Enhanced Score Report

FOR: SOURODEEP SINGHA | GMAT ID: 100005255843 | Gurugram, India | Apr 14, 2023 | Appt ID: 444550603

This is NOT an official score report

TIME MANAGEMENT

AVERAGE TIME PER RESPONSE



Each section in this graph represents approximately one quarter of the questions in order of presentation.

SUMMARY

- Your Quantitative score of 48 is higher than 65% of GMAT Exam scores recorded in the past three years. The mean score for this section is 41.3.
- Your performance on Problem Solving questions was equivalent to a score of 49. Your score is better than 72% of all sub-section scores recorded in the past three years. The mean for all test takers is 41.29.
- Your performance on Data Sufficiency questions was equivalent to a score of 48. Your score is better than 60% of all sub-section scores recorded in the past three years. The mean for all test takers is 41.25.
- Your performance on Arithmetic questions was equivalent to a score of 47. Your score is better than 54% of all sub-section scores recorded in the past three years. The mean for all test takers is 41.48.
- Your performance on Algebra/Geometry questions was equivalent to a score of 49. Your score is better than 72% of all sub-section scores recorded in the past three years. The mean for all test takers is 41.12.
- Your performance of 75% on Geometry questions is considered Above Average.
- Your performance of 75% on Rates/Ratio/Percent questions is considered Above Average.
- Your performance of 40% on Value/Order/Factors questions is considered Weak.
- Your performance of 75% on Equal./Inequal./Alg. questions is considered Above Average.
- Your performance of 85% on Counting/Sets/Series questions is considered Strong.
- You completed 31 questions in the Quantitative section.
- You responded correctly to 86% of the first set of questions, 57% of the second set of questions, 86% of the third set of questions and 57% of the final set of questions..
- The average difficulty of questions presented to you in the first set of questions was Medium High, the average for the second set of questions was Medium High, the average for the third set of questions was Medium High and was Medium High for the final set of questions.
- The average time it took you to respond to the first set of questions presented was 1:47, the average time for the second set of questions was 1:59, the average time for the third set of questions was 1:42 and 2:35 for the final set of questions.
- Please Note: If you sat for the GMAT exam prior to April 16, 2018 this section contained 37 questions, on or after April 16, 2018 the section consists of 31 questions.

Your GMAT® Enhanced Score Report

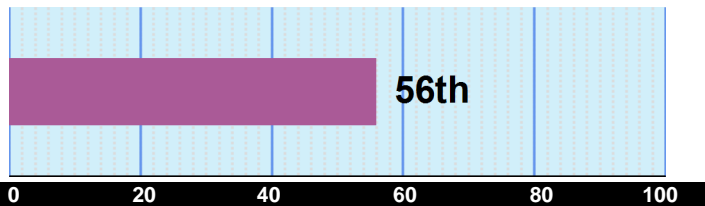
FOR: SOURODEEP SINGHA | GMAT ID: 100005255843 | Gurugram, India | Apr 14, 2023 | Appt ID: 444550603

This is NOT an official score report

AWA Section Performance

YOUR OVERALL AWA
SCORE:

5



MEAN SCORE

MEAN SCORE:

4.43

(18th percentile)

Definition

The three year mean GMAT Verbal score is 4.4. This score is better than 18% of GMAT Exam scores recorded in the past three years.

Note: GMAT scores are valid for five years. Even though your score won't change, your percentile ranking may change when compared with a newer pool of applicants. Shifts tend to be gradual over long periods of time.

The writing style of this essay prevented it from machine scoring, so no sub-score data is available. This is most often caused by a short essay, the use of repetitive statements, inclusion of non-English words, significant spelling errors or significant grammatical errors.

Essays that cannot be scored by machine are scored by two professional essay raters, and that data is not available for use in the GMAT ESR.