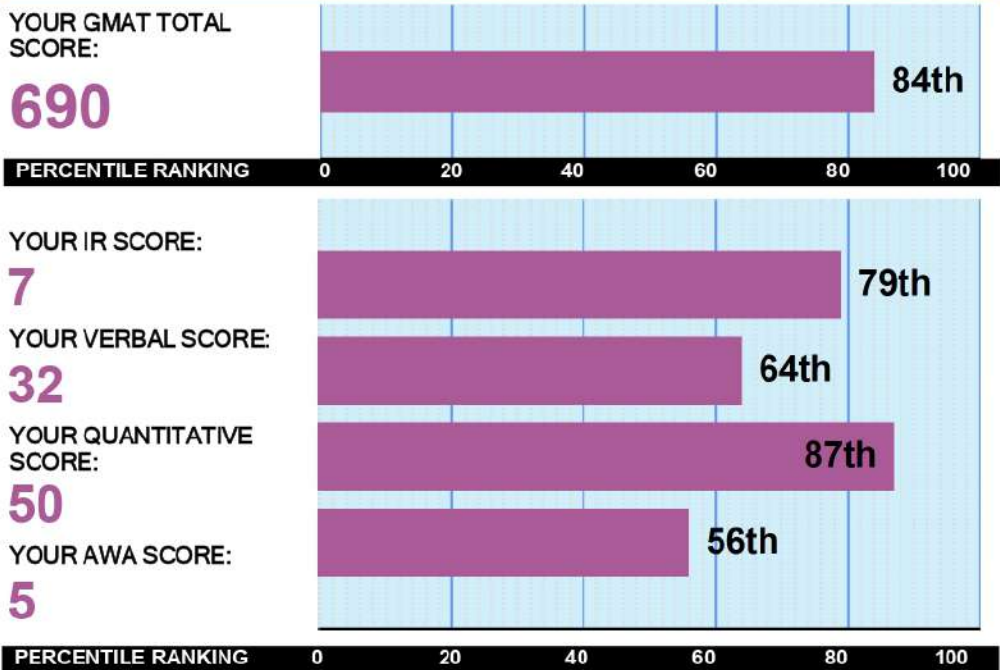


Your GMAT® Enhanced Score Report

This is NOT an official score report

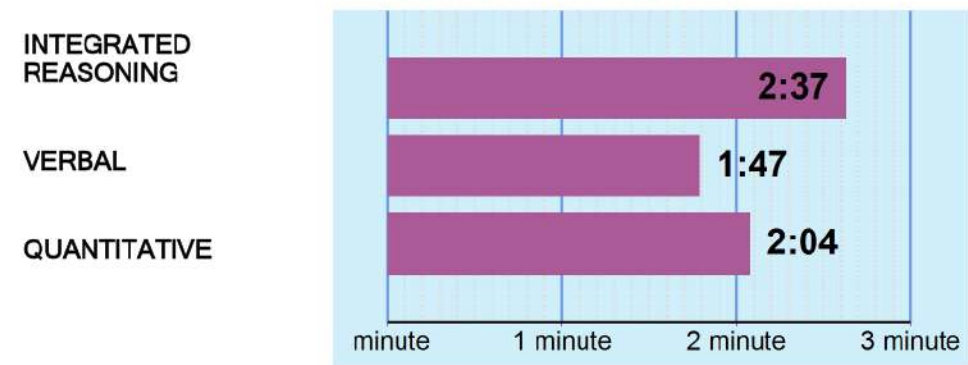
Overall GMAT Exam Performance



PERCENTILE RANKINGS COMPARE YOUR PERFORMANCE TO 3 YEARS OF GMAT EXAMS SAMPLE SIZE: 414618

TIME MANAGEMENT BY SECTION

YOUR MEAN RESPONSE TIME PER QUESTION



SUMMARY

- Your GMAT Total score of 690 is higher than 84% of GMAT Exam scores recorded in the past three years.
 - Your Integrated Reasoning score of 7 is higher than 79% of GMAT Exam scores recorded in the past three years.
 - Your Verbal score of 32 is higher than 64% of GMAT Exam scores recorded in the past three years.
 - Your Quantitative score of 50 is higher than 87% of GMAT Exam scores recorded in the past three years.
- Your Quantitative score of 50 and your Verbal score of 32 were used to calculate your GMAT Total score. Especially strong or weak scores on either section significantly impacts the GMAT Total score.

MEAN SCORE

MEAN SCORE:

574.5

(40th percentile)

Definition

The three year mean GMAT Total score is 574.5. This score is better than 40% of GMAT Exam scores recorded in the past three years.

Note: GMAT scores are valid for five years. Even though your score won't change, your percentile ranking may change when compared with a newer pool of applicants. Shifts tend to be gradual over long periods of time.

MEAN TIME

MEAN TIME FOR ALL TEST TAKERS:

1:53 minutes

Definition

For all GMAT Exam scores recorded in the past three years the mean time to complete a question in the Integrated Reasoning, Verbal, and Quantitative sections is 1:53 minutes.

Your GMAT® Enhanced Score Report

This is NOT an official score report

Integrated Reasoning Performance

YOUR OVERALL IR SCORE:

7 79th

PERCENTILE RANKING 0 20 40 60 80 100

PERCENT OF QUESTIONS
YOU ANSWERED
CORRECTLY

78%

PERCENTILE RANKING 0 20 40 60 80 100

PERCENTILE RANKINGS COMPARE YOUR PERFORMANCE TO 3 YEARS OF GMAT EXAMS

MEAN SCORE

MEAN SCORE:

4.65
(31st percentile)

Definition

The three year mean GMAT Integrated Reasoning score is 4.7. This score is better than 31% of GMAT Exam scores recorded in the past three years.

Note: GMAT scores are valid for five years. Even though your score won't change, your percentile ranking may change when compared with a newer pool of applicants. Shifts tend to be gradual over long periods of time.

TIME MANAGEMENT - INTEGRATED REASONING

YOUR MEAN RESPONSE TIME PER QUESTION

OVERALL SECTION

2:37

CORRECT

2:32

INCORRECT

2:57

minute 1 minute 2 minute 3 minute

MEAN TIME

MEAN TIME FOR ALL
TEST TAKERS:

2:28 minutes

Definition

For all GMAT Exam scores recorded in the past three years the mean time to complete a question in the Integrated Reasoning section is 2:28 minutes.

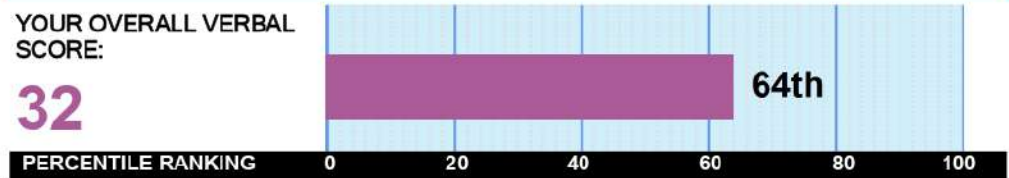
SUMMARY

- Your Integrated Reasoning score of 7 is higher than 79% of GMAT Exam scores recorded in the past three years. The mean score for this section is 4.65.
- Lack of familiarity with the format of the four item types may negatively impact performance in this section.
- You completed 12 of the 12 questions in the Integrated Reasoning section.

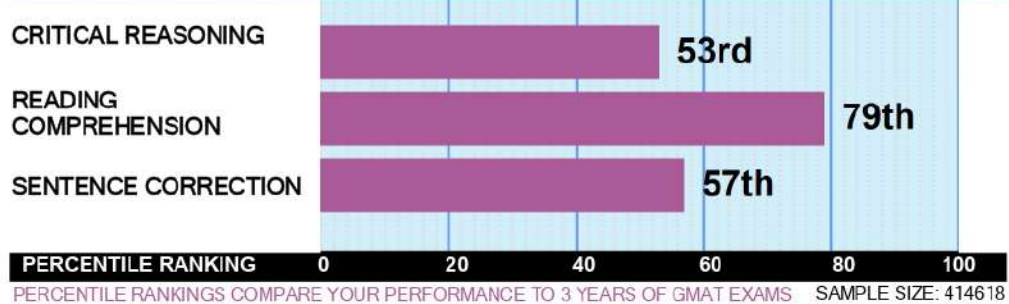
Your GMAT® Enhanced Score Report

This is NOT an official score report

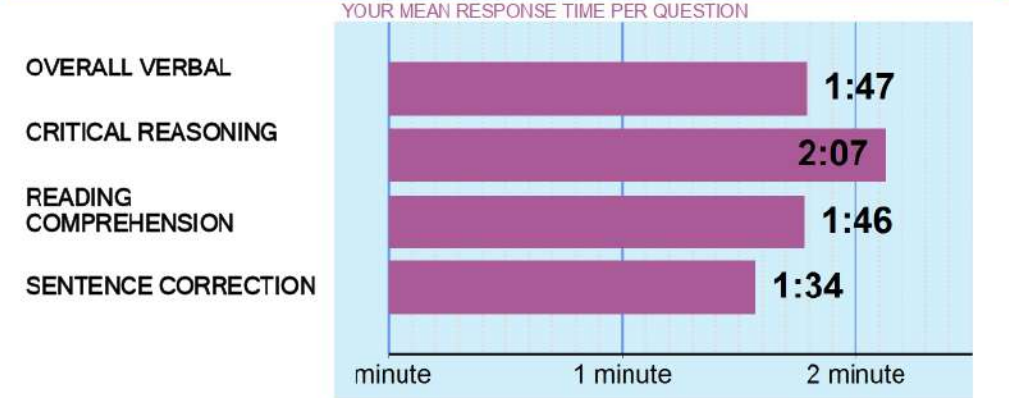
Verbal Section Performance



SUB-SECTION RANKINGS



SUB-SECTION TIME MANAGEMENT



MEAN SCORE

MEAN SCORE:
27.51
(44th percentile)

Definition

The three year mean GMAT Verbal score is 27.5. This score is better than 44% of GMAT Exam scores recorded in the past three years.

Note: GMAT scores are valid for five years. Even though your score won't change, your percentile ranking may change when compared with a newer pool of applicants. Shifts tend to be gradual over long periods of time.

MEAN TIME

MEAN TIME FOR ALL TEST TAKERS:
1:43 minutes

Definition

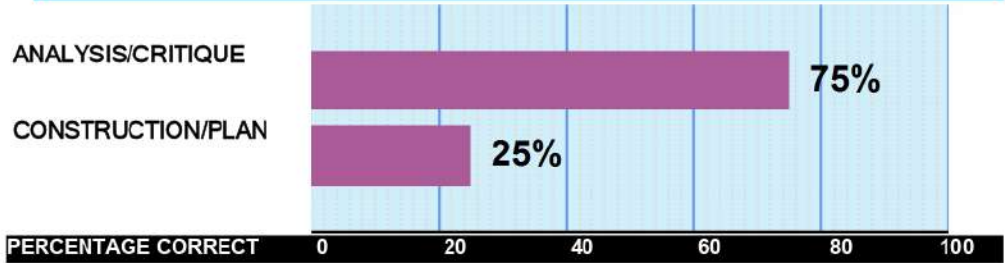
For all GMAT Exam scores recorded in the past three years the mean time to complete a question in the Verbal section is 1:43 minutes.

Your GMAT® Enhanced Score Report

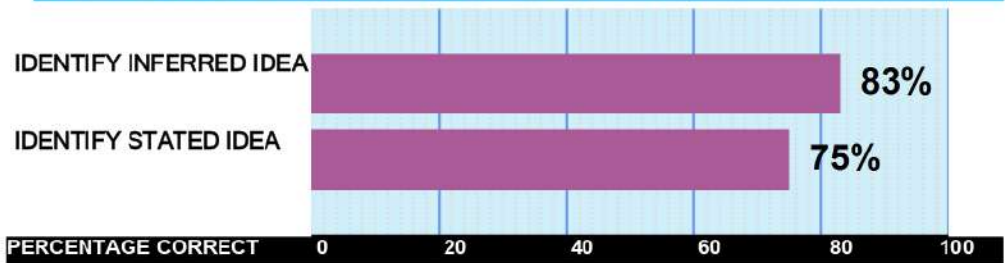
This is NOT an official score report

PERFORMANCE BY FUNDAMENTAL SKILLS

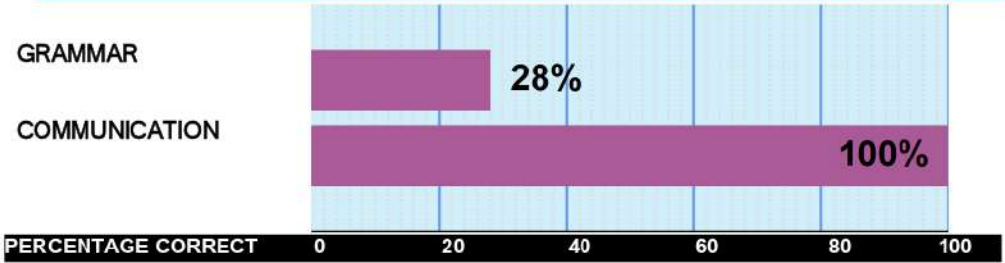
CRITICAL REASONING



READING COMPREHENSION



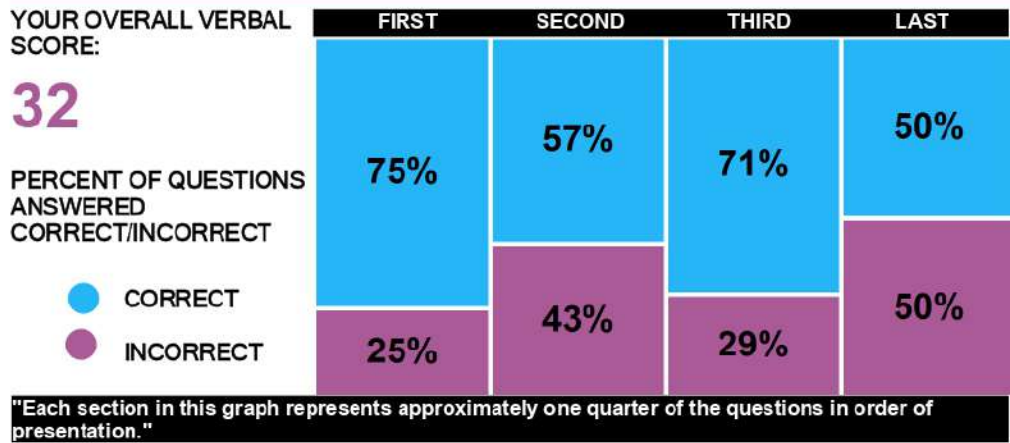
SENTENCE CORRECTION



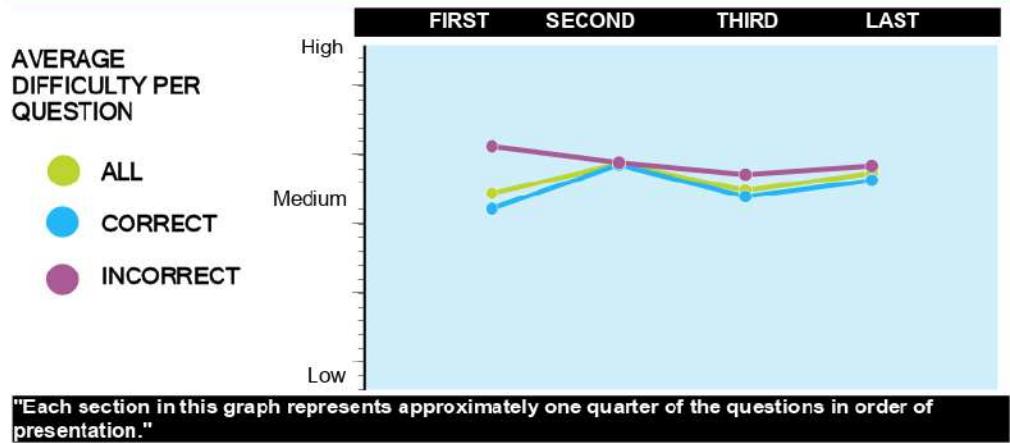
Your GMAT® Enhanced Score Report

This is NOT an official score report

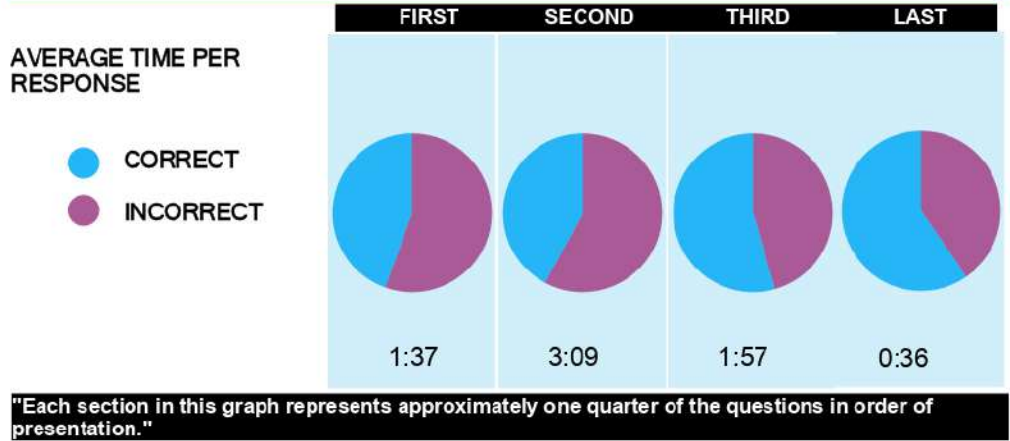
PERCENT CORRECT



AVERAGE DIFFICULTY



PERFORMANCE OVER TIME



Your GMAT® Enhanced Score Report

This is NOT an official score report

SUMMARY

- Your Verbal score of 32 is higher than 64% of GMAT Exam scores recorded in the past three years. The mean score for this section is 27.51.
- Your performance on Critical Reasoning questions was equivalent to a score of 30, which is better than 53% of GMAT Exam scores recorded in the past three years. The mean score for this sub-section is 27.97.
 - Your performance of 75% on Analysis/Critique questions is considered Above Average.
 - Your performance of 25% on Construction/Plan questions is considered Very Weak.
- Your performance on Reading Comprehension questions was equivalent to a score of 38, which is better than 79% of GMAT Exam scores recorded in the past three years. The mean score for this sub-section is 27.47.
 - Your performance of 83% on Identify Inferred Idea questions is considered Strong.
 - Your performance of 75% on Identify Stated Idea questions is considered Above Average.
- Your performance on Sentence Correction questions was equivalent to a score of 31, which is better than 57% of GMAT Exam scores recorded in the past three years. The mean score for this sub-section is 27.81.
 - Your performance of 28% on Grammar questions is considered Very Weak.
 - Your performance of 100% on Communication questions is considered Very Strong.
- You completed 36 questions in the Verbal section.
- You responded correctly to 75% of the first set of questions, 57% of the second set of questions, 71% of the third set of questions and 50% of the final set of questions.
- The average difficulty of questions presented to you in the first set of questions was Medium, the average for the second set of questions was Medium, the average for the third set of questions was Medium and was Medium for the final set of questions.
- The average time it took you to respond to the first set of questions presented was 1:37, the average time for the second set of questions was 3:09, the average time for the third set of questions was 1:57 and 0:36 for the final set of questions.
- Please Note: If you sat for the GMAT exam prior to April 16, 2018 this section contained 41 questions, on or after April 16, 2018 the section consists of 36 questions.

Your GMAT® Enhanced Score Report

This is NOT an official score report

Quantitative Section Performance

YOUR OVERALL
QUANTITATIVE SCORE:

50

PERCENTILE RANKING 0 20 40 60 80 100

87th

SUB-SECTION RANKINGS

PROBLEM SOLVING

95th

DATA SUFFICIENCY

83rd

PERCENTILE RANKING 0 20 40 60 80 100

ARITHMETIC

96th

ALGEBRA/GEOMETRY

84th

PERCENTILE RANKING 0 20 40 60 80 100

PERCENTILE RANKINGS COMPARE YOUR PERFORMANCE TO 3 YEARS OF GMAT EXAMS SAMPLE SIZE: 414618

SUB-SECTION TIME MANAGEMENT

YOUR MEAN RESPONSE TIME PER QUESTION

OVERALL QUANTITATIVE

2:04

PROBLEM SOLVING

2:24

DATA SUFFICIENCY

1:38

ARITHMETIC

2:07

ALGEBRA/GEOMETRY

2:01

minute 1 minute 2 minute

MEAN SCORE

MEAN SCORE:

41.30

(34th percentile)

Definition

The three year mean GMAT Quantitative score is 41.3. This score is better than 34% of GMAT Exam scores recorded in the past three years.

Note: GMAT scores are valid for five years. Even though your score won't change, your percentile ranking may change when compared with a newer pool of applicants. Shifts tend to be gradual over long periods of time.

MEAN TIME

MEAN TIME FOR ALL
TEST TAKERS:

1:55 minutes

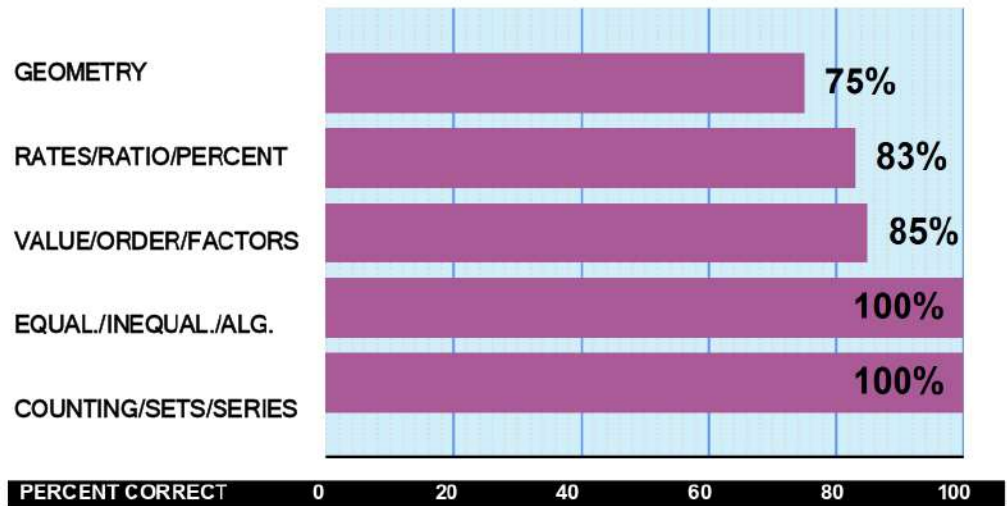
Definition

For all GMAT Exam scores recorded in the past three years the mean time to complete a question in the Quantitative sections is 1:55 minutes.

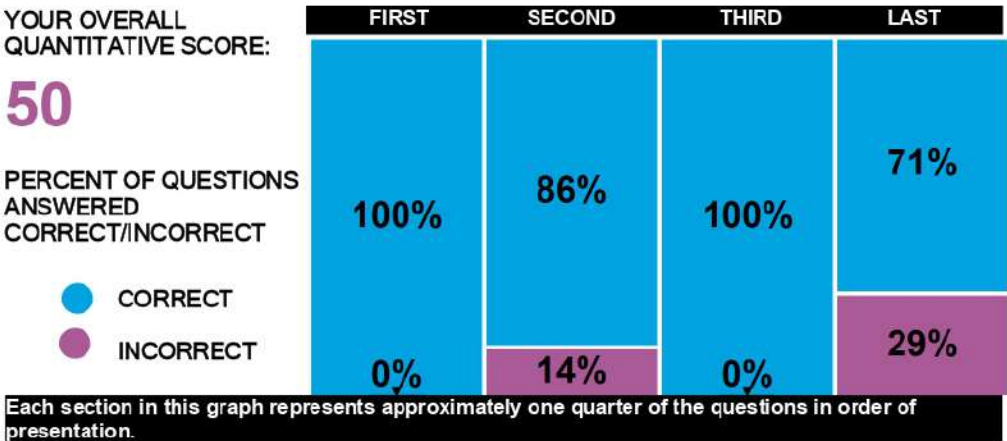
Your GMAT® Enhanced Score Report

This is NOT an official score report

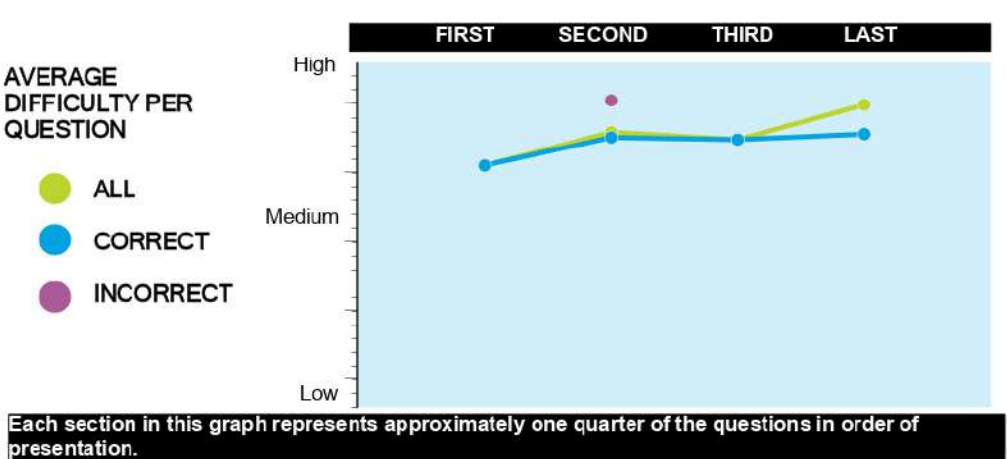
PERFORMANCE BY FUNDAMENTAL SKILLS



PERCENT CORRECT



AVERAGE DIFFICULTY

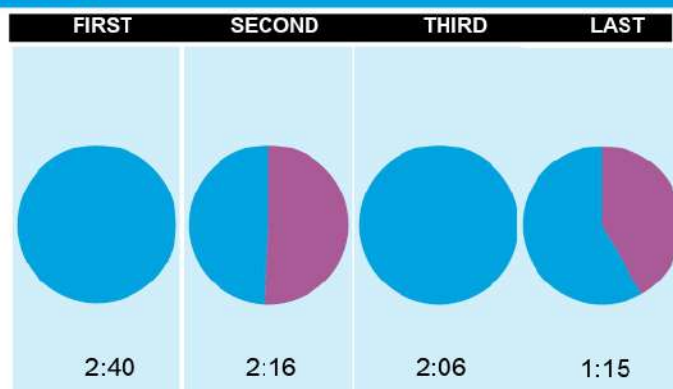
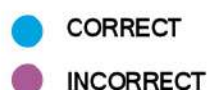


Your GMAT® Enhanced Score Report

This is NOT an official score report

TIME MANAGEMENT

AVERAGE TIME PER RESPONSE



Each section in this graph represents approximately one quarter of the questions in order of presentation.

SUMMARY

- Your Quantitative score of 50 is higher than 87% of GMAT Exam scores recorded in the past three years. The mean score for this section is 41.3.
- Your performance on Problem Solving questions was equivalent to a score of 51. Your score is better than 95% of all sub-section scores recorded in the past three years. The mean for all test takers is 41.29.
- Your performance on Data Sufficiency questions was equivalent to a score of 50. Your score is better than 83% of all sub-section scores recorded in the past three years. The mean for all test takers is 41.25.
- Your performance on Arithmetic questions was equivalent to a score of 51. Your score is better than 96% of all sub-section scores recorded in the past three years. The mean for all test takers is 41.48.
- Your performance on Algebra/Geometry questions was equivalent to a score of 50. Your score is better than 84% of all sub-section scores recorded in the past three years. The mean for all test takers is 41.12.
- Your performance of 75% on Geometry questions is considered Above Average.
- Your performance of 83% on Rates/Ratio/Percent questions is considered Strong.
- Your performance of 85% on Value/Order/Factors questions is considered Strong.
- Your performance of 100% on Equal./Inequal./Alg. questions is considered Very Strong.
- Your performance of 100% on Counting/Sets/Series questions is considered Very Strong.
- You completed 31 questions in the Quantitative section.
- You responded correctly to 100% of the first set of questions, 86% of the second set of questions, 100% of the third set of questions and 71% of the final set of questions..
- The average difficulty of questions presented to you in the first set of questions was Medium High, the average for the second set of questions was Medium High, the average for the third set of questions was Medium High and was High for the final set of questions.
- The average time it took you to respond to the first set of questions presented was 2:40, the average time for the second set of questions was 2:16, the average time for the third set of questions was 2:06 and 1:15 for the final set of questions.
- Please Note: If you sat for the GMAT exam prior to April 16, 2018 this section contained 37 questions, on or after April 16, 2018 the section consists of 31 questions.

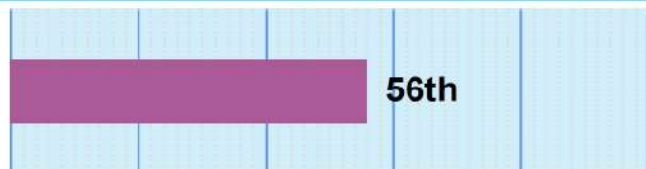
Your GMAT® Enhanced Score Report

This is NOT an official score report

AWA Section Performance

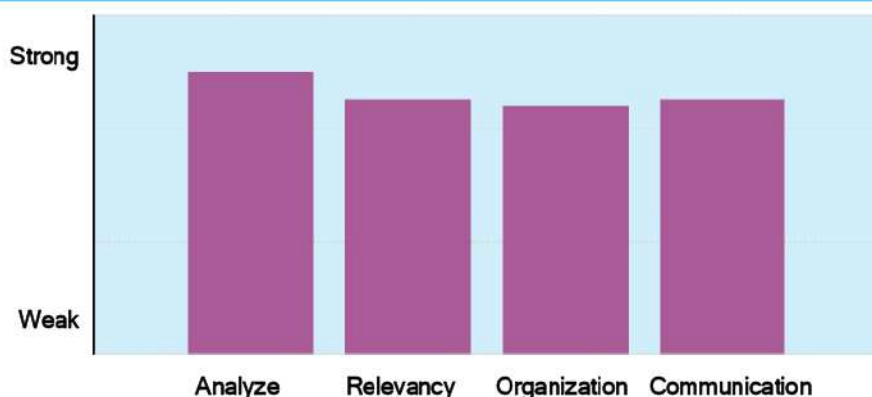
YOUR OVERALL AWA
SCORE:

5



PERCENTILE RANKING 0 20 40 60 80 100

SUB-SECTION RANKINGS



MEAN SCORE

MEAN SCORE:

4.43
(18th percentile)

Definition

The three year mean GMAT Verbal score is 4.4. This score is better than 18% of GMAT Exam scores recorded in the past three years.

Note: GMAT scores are valid for five years. Even though your score won't change, your percentile ranking may change when compared with a newer pool of applicants. Shifts tend to be gradual over long periods of time.

SUMMARY

- Analysis
 - You clearly identified important features of the argument and analyzed them in a generally thoughtful way.
- Relevancy
 - You effectively supported the main points of your critique.
- Organization
 - You developed and organized ideas satisfactorily, but did not always effectively transition between ideas.
- Communication
 - Your essay demonstrated strong control of language and the conventions of standard written English, but included minor flaws.