

# Your GMAT® Enhanced Score Report

FOR: DIPANJAN DAS | GMAT ID: 100004042344 | Kolkata, India | Jul 30, 2023 | Appt ID: 454862762

This is NOT an official score report

## Overall GMAT Exam Performance

YOUR GMAT TOTAL SCORE:

**570**

37th

PERCENTILE RANKING

0 20 40 60 80 100

YOUR IR SCORE:

**3**

25th

YOUR VERBAL SCORE:

**23**

29th

YOUR QUANTITATIVE SCORE:

**46**

50th

YOUR AWA SCORE:

-

PERCENTILE RANKING

0 20 40 60 80 100

PERCENTILE RANKINGS COMPARE YOUR PERFORMANCE TO 3 YEARS OF GMAT EXAMS SAMPLE SIZE: 282098

## TIME MANAGEMENT BY SECTION

YOUR MEAN RESPONSE TIME PER QUESTION

INTEGRATED REASONING

2:58

VERBAL

1:43

QUANTITATIVE

2:07

minute 1 minute 2 minute 3 minute

## MEAN SCORE

MEAN SCORE:

**582.3**

(40th percentile)

Definition

The three year mean GMAT Total score is 582.3. This score is better than 40% of GMAT Exam scores recorded in the past three years.

Note: GMAT scores are valid for five years. Even though your score won't change, your percentile ranking may change when compared with a newer pool of applicants. Shifts tend to be gradual over long periods of time.

## MEAN TIME

MEAN TIME FOR ALL TEST TAKERS:

**1:44** minutes

Definition

For all GMAT Exam scores recorded in the past three years the mean time to complete a question in the Integrated Reasoning, Verbal, and Quantitative sections is 1:44 minutes.

## SUMMARY

- Your GMAT Total score of 570 is higher than 37% of GMAT Exam scores recorded in the past three years.
  - Your Integrated Reasoning score of 3 is higher than 17% of GMAT Exam scores recorded in the past three years.
  - Your Verbal score of 23 is higher than 29% of GMAT Exam scores recorded in the past three years.
  - Your Quantitative score of 46 is higher than 50% of GMAT Exam scores recorded in the past three years.
- Your Quantitative score of 46 and your Verbal score of 23 were used to calculate your GMAT Total score. Especially strong or weak scores on either section significantly impacts the GMAT Total score.

# Your GMAT® Enhanced Score Report

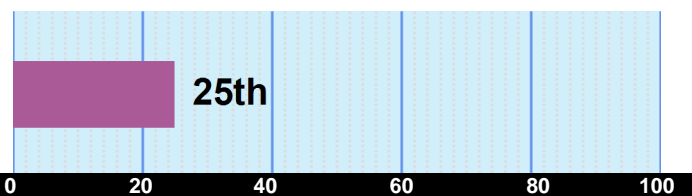
FOR: DIPANJAN DAS | GMAT ID: 100004042344 | Kolkata, India | Jul 30, 2023 | Appt ID: 454862762

This is NOT an official score report

## Integrated Reasoning Performance

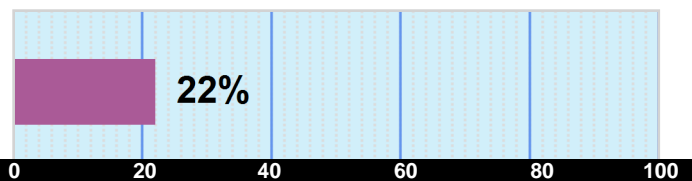
YOUR OVERALL IR SCORE:

**3**



PERCENT OF QUESTIONS YOU ANSWERED CORRECTLY

**22%**



PERCENTILE RANKINGS COMPARE YOUR PERFORMANCE TO 3 YEARS OF GMAT EXAMS

## MEAN SCORE

MEAN SCORE:

**4.67**

(30th percentile)

Definition

The three year mean GMAT Integrated Reasoning score is 4.7. This score is better than 30% of GMAT Exam scores recorded in the past three years.

Note: GMAT scores are valid for five years. Even though your score won't change, your percentile ranking may change when compared with a newer pool of applicants. Shifts tend to be gradual over long periods of time.

## TIME MANAGEMENT - INTEGRATED REASONING

YOUR MEAN RESPONSE TIME PER QUESTION

OVERALL SECTION

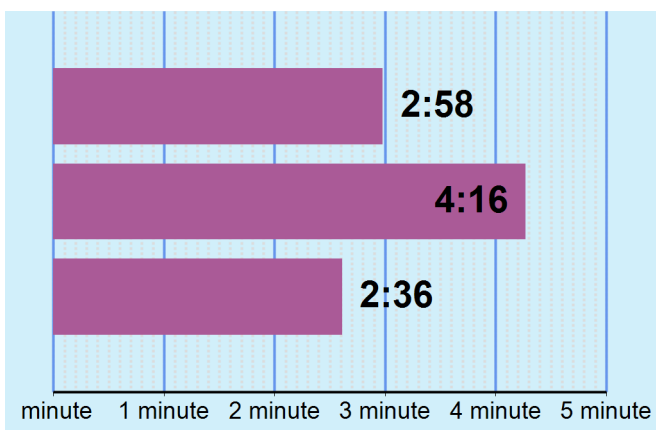
**2:58**

CORRECT

**4:16**

INCORRECT

**2:36**



## MEAN TIME

MEAN TIME FOR ALL TEST TAKERS:

**2:22** minutes

Definition

For all GMAT Exam scores recorded in the past three years the mean time to complete a question in the Integrated Reasoning section is 2:22 minutes.

## SUMMARY

- Your Integrated Reasoning score of 3 is higher than 17% of GMAT Exam scores recorded in the past three years. The mean score for this section is 4.67.
- Lack of familiarity with the format of the four item types may negatively impact performance in this section.
- You completed 12 of the 12 questions in the Integrated Reasoning section.

# Your GMAT® Enhanced Score Report

FOR: DIPANJAN DAS | GMAT ID: 100004042344 | Kolkata, India | Jul 30, 2023 | Appt ID: 454862762

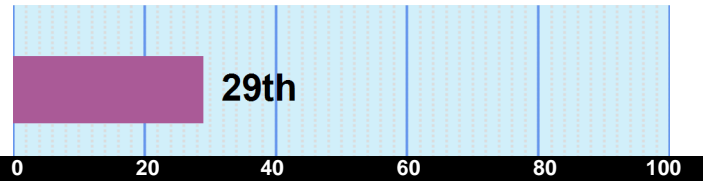
This is NOT an official score report

## Verbal Section Performance

YOUR OVERALL VERBAL SCORE:

**23**

PERCENTILE RANKING



## SUB-SECTION RANKINGS

CRITICAL REASONING

35th

READING COMPREHENSION

22nd

SENTENCE CORRECTION

55th

PERCENTILE RANKING

0 20 40 60 80 100

PERCENTILE RANKINGS COMPARE YOUR PERFORMANCE TO 3 YEARS OF GMAT EXAMS SAMPLE SIZE: 282098

## SUB-SECTION TIME MANAGEMENT

YOUR MEAN RESPONSE TIME PER QUESTION

OVERALL VERBAL

1:43

CRITICAL REASONING

1:38

READING COMPREHENSION

1:36

SENTENCE CORRECTION

1:53

minute

1 minute

2 minute

## MEAN SCORE

MEAN SCORE:

**27.80**

(42nd percentile)

Definition

The three year mean GMAT Verbal score is 27.8. This score is better than 42% of GMAT Exam scores recorded in the past three years.

Note: GMAT scores are valid for five years. Even though your score won't change, your percentile ranking may change when compared with a newer pool of applicants. Shifts tend to be gradual over long periods of time.

## MEAN TIME

MEAN TIME FOR ALL TEST TAKERS:

**1:45** minutes

Definition

For all GMAT Exam scores recorded in the past three years the mean time to complete a question in the Verbal section is 1:45 minutes.

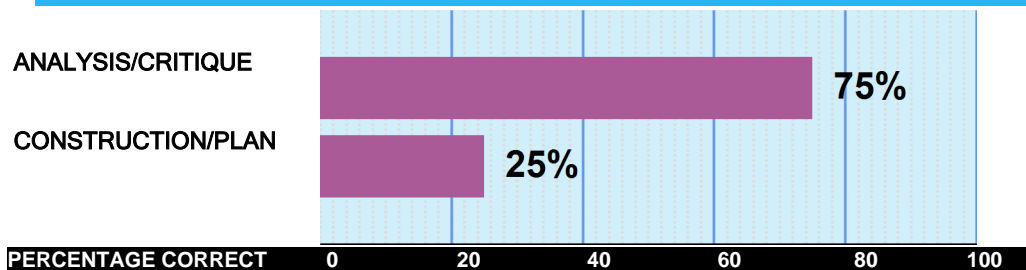
# Your GMAT® Enhanced Score Report

FOR: DIPANJAN DAS | GMAT ID: 100004042344 | Kolkata, India | Jul 30, 2023 | Appt ID: 454862762

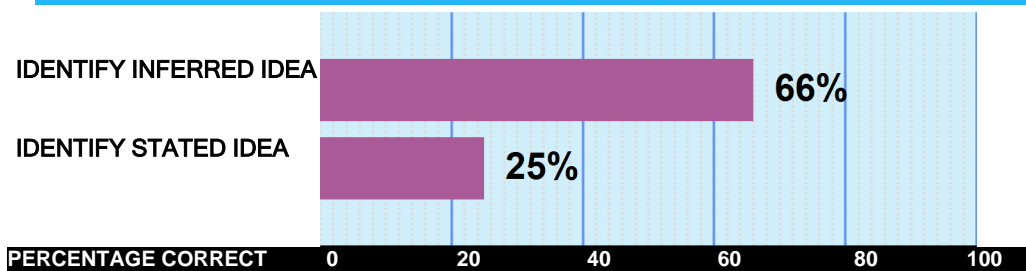
This is NOT an official score report

## PERFORMANCE BY FUNDAMENTAL SKILLS

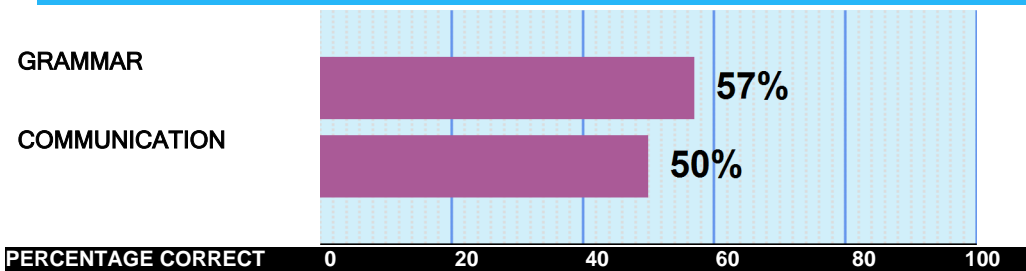
### CRITICAL REASONING



### READING COMPREHENSION



### SENTENCE CORRECTION



# Your GMAT® Enhanced Score Report

FOR: DIPANJAN DAS | GMAT ID: 100004042344 | Kolkata, India | Jul 30, 2023 | Appt ID: 454862762

This is NOT an official score report

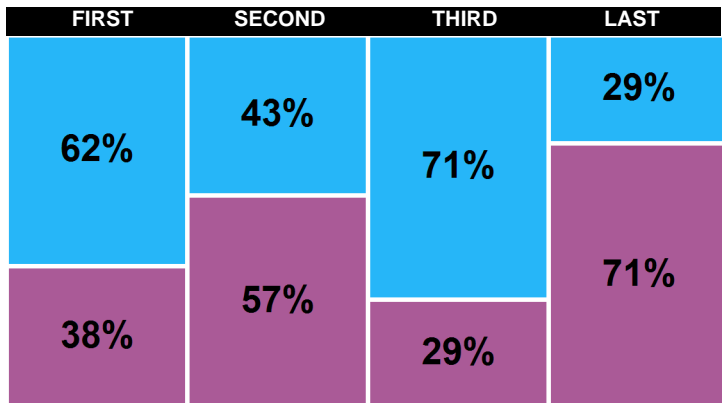
## PERCENT CORRECT

YOUR OVERALL VERBAL SCORE:

**23**

PERCENT OF QUESTIONS ANSWERED CORRECT/INCORRECT

- CORRECT
- INCORRECT

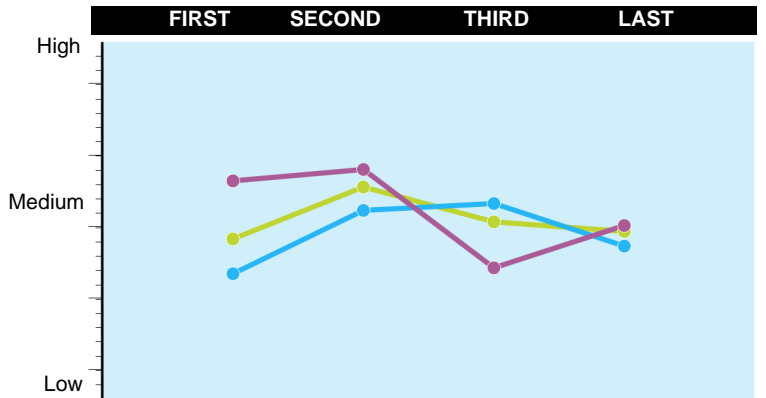


"Each section in this graph represents approximately one quarter of the questions in order of presentation."

## AVERAGE DIFFICULTY

AVERAGE DIFFICULTY PER QUESTION

- ALL
- CORRECT
- INCORRECT

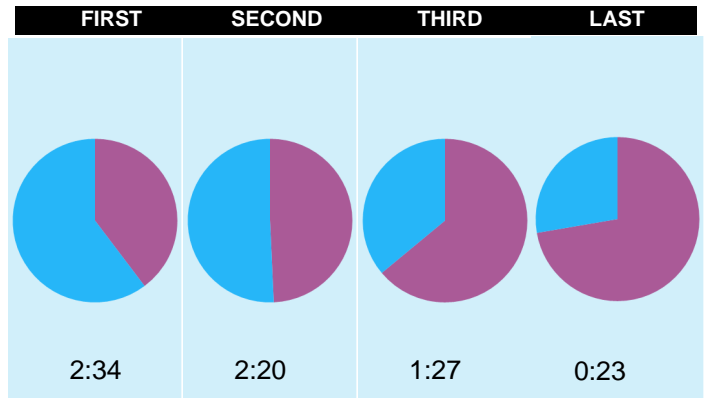


"Each section in this graph represents approximately one quarter of the questions in order of presentation."

## PERFORMANCE OVER TIME

AVERAGE TIME PER RESPONSE

- CORRECT
- INCORRECT



"Each section in this graph represents approximately one quarter of the questions in order of presentation."

# Your GMAT® Enhanced Score Report

FOR: DIPANJAN DAS | GMAT ID: 100004042344 | Kolkata, India | Jul 30, 2023 | Appt ID: 454862762

This is NOT an official score report

## SUMMARY

- Your Verbal score of 23 is higher than 29% of GMAT Exam scores recorded in the past three years. The mean score for this section is 27.8.
- Your performance on Critical Reasoning questions was equivalent to a score of 25, which is better than 35% of GMAT Exam scores recorded in the past three years. The mean score for this sub-section is 28.22.
  - Your performance of 75% on Analysis/Critique questions is considered Above Average.
  - Your performance of 25% on Construction/Plan questions is considered Very Weak.
- Your performance on Reading Comprehension questions was equivalent to a score of 19, which is better than 22% of GMAT Exam scores recorded in the past three years. The mean score for this sub-section is 27.78.
  - Your performance of 66% on Identify Inferred Idea questions is considered Above Average.
  - Your performance of 25% on Identify Stated Idea questions is considered Very Weak.
- Your performance on Sentence Correction questions was equivalent to a score of 31, which is better than 55% of GMAT Exam scores recorded in the past three years. The mean score for this sub-section is 28.17.
  - Your performance of 57% on Grammar questions is considered Average.
  - Your performance of 50% on Communication questions is considered Weak.
- You completed 35 questions in the Verbal section.
- You responded correctly to 63% of the first set of questions, 43% of the second set of questions, 71% of the third set of questions and 29% of the final set of questions.
- The average difficulty of questions presented to you in the first set of questions was Medium, the average for the second set of questions was Medium, the average for the third set of questions was Medium and was Medium for the final set of questions.
- The average time it took you to respond to the first set of questions presented was 2:34, the average time for the second set of questions was 2:20, the average time for the third set of questions was 1:27 and 0:23 for the final set of questions.
- Please Note: If you sat for the GMAT exam prior to April 16, 2018 this section contained 41 questions, on or after April 16, 2018 the section consists of 36 questions.

# Your GMAT® Enhanced Score Report

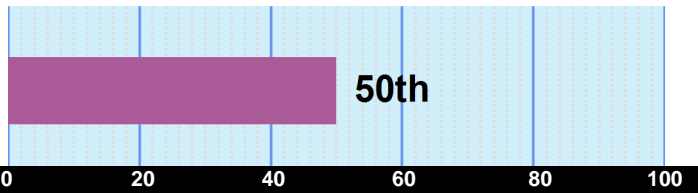
FOR: DIPANJAN DAS | GMAT ID: 100004042344 | Kolkata, India | Jul 30, 2023 | Appt ID: 454862762

This is NOT an official score report

## Quantitative Section Performance

YOUR OVERALL  
QUANTITATIVE SCORE:

**46**



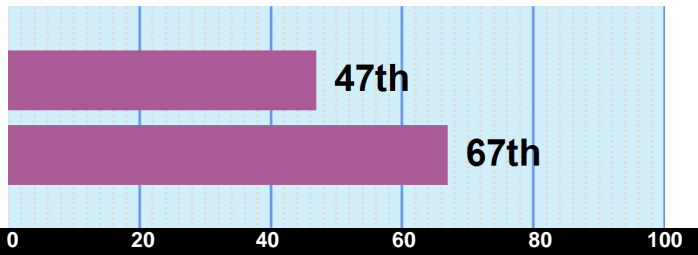
## SUB-SECTION RANKINGS

PROBLEM SOLVING

47th

DATA SUFFICIENCY

67th

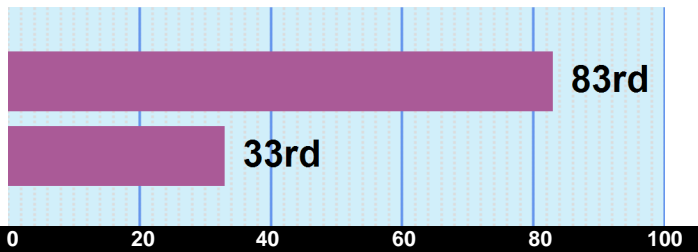


ARITHMETIC

83rd

ALGEBRA/GEOMETRY

33rd



PERCENTILE RANKINGS COMPARE YOUR PERFORMANCE TO 3 YEARS OF GMAT EXAMS | SAMPLE SIZE: 282098

## SUB-SECTION TIME MANAGEMENT

YOUR MEAN RESPONSE TIME PER QUESTION

OVERALL QUANTITATIVE

2:07

PROBLEM SOLVING

2:18

DATA SUFFICIENCY

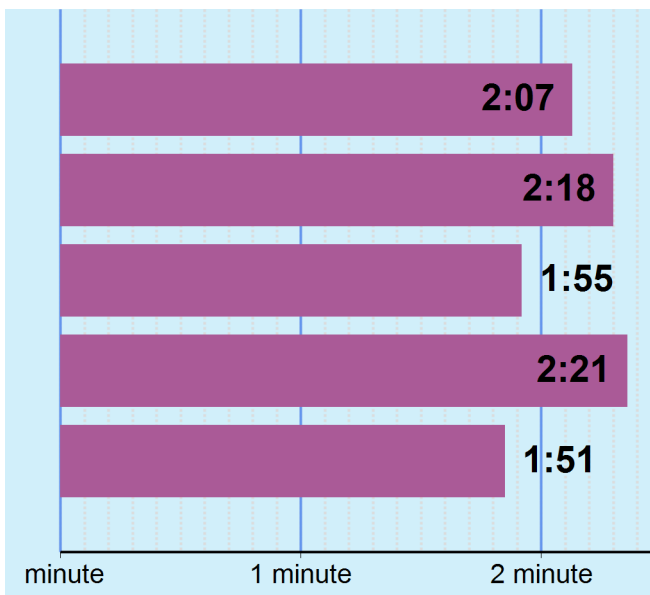
1:55

ARITHMETIC

2:21

ALGEBRA/GEOMETRY

1:51



## MEAN SCORE

MEAN SCORE:

**42.07**

(33rd percentile)

Definition

The three year mean GMAT Quantitative score is 42.1. This score is better than 33% of GMAT Exam scores recorded in the past three years.

Note: GMAT scores are valid for five years. Even though your score won't change, your percentile ranking may change when compared with a newer pool of applicants. Shifts tend to be gradual over long periods of time.

## MEAN TIME

MEAN TIME FOR ALL  
TEST TAKERS:

**1:56** minutes

Definition

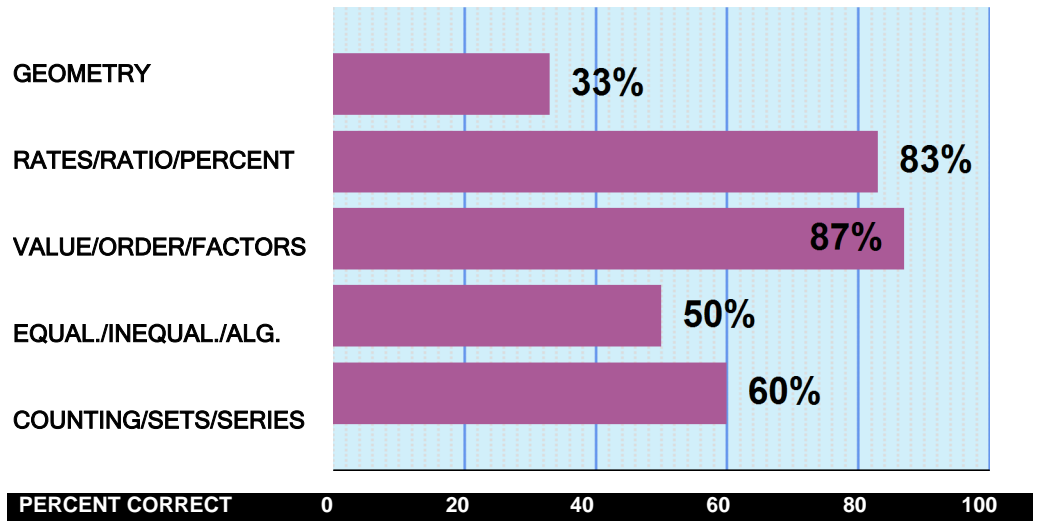
For all GMAT Exam scores recorded in the past three years the mean time to complete a question in the Quantitative sections is 1:56 minutes.

# Your GMAT® Enhanced Score Report

FOR: DIPANJAN DAS | GMAT ID: 100004042344 | Kolkata, India | Jul 30, 2023 | Appt ID: 454862762

This is NOT an official score report

## PERFORMANCE BY FUNDAMENTAL SKILLS



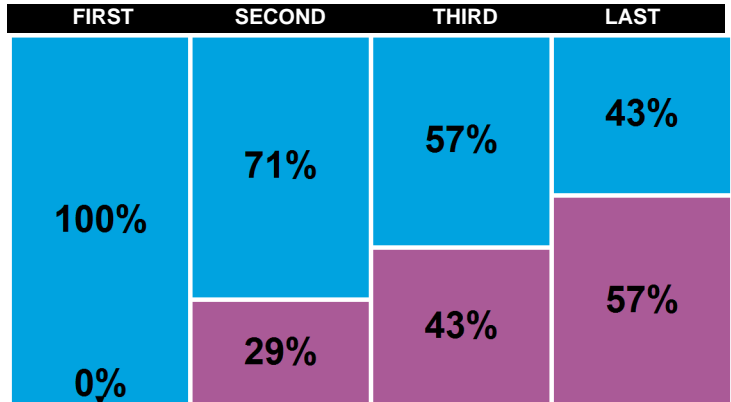
## PERCENT CORRECT

YOUR OVERALL QUANTITATIVE SCORE:

**46**

PERCENT OF QUESTIONS ANSWERED CORRECT/INCORRECT

- CORRECT
- INCORRECT

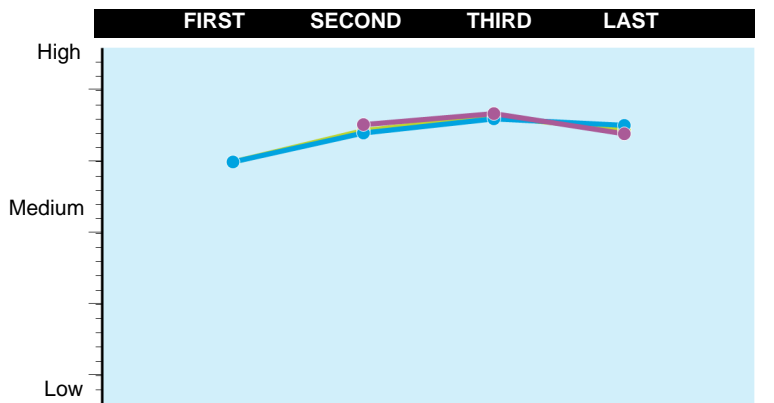


Each section in this graph represents approximately one quarter of the questions in order of presentation.

## AVERAGE DIFFICULTY

AVERAGE DIFFICULTY PER QUESTION

- ALL
- CORRECT
- INCORRECT



Each section in this graph represents approximately one quarter of the questions in order of presentation.

# Your GMAT® Enhanced Score Report

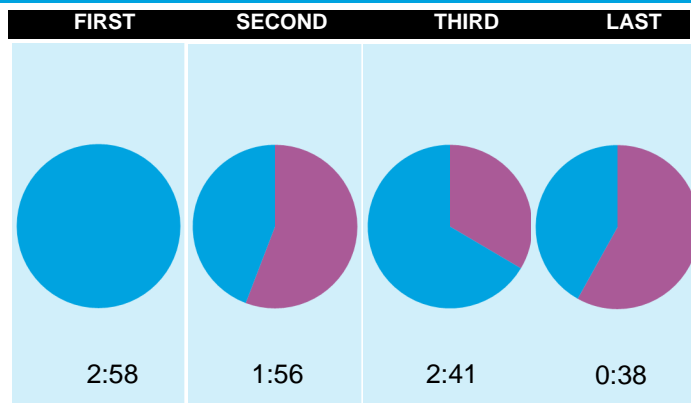
FOR: DIPANJAN DAS | GMAT ID: 100004042344 | Kolkata, India | Jul 30, 2023 | Appt ID: 454862762

This is NOT an official score report

## TIME MANAGEMENT

AVERAGE TIME PER RESPONSE

- CORRECT
- INCORRECT



Each section in this graph represents approximately one quarter of the questions in order of presentation.

## SUMMARY

- Your Quantitative score of 46 is higher than 50% of GMAT Exam scores recorded in the past three years. The mean score for this section is 42.07.
- Your performance on Problem Solving questions was equivalent to a score of 45. Your score is better than 47% of all sub-section scores recorded in the past three years. The mean for all test takers is 42.07.
- Your performance on Data Sufficiency questions was equivalent to a score of 49. Your score is better than 67% of all sub-section scores recorded in the past three years. The mean for all test takers is 41.97.
- Your performance on Arithmetic questions was equivalent to a score of 50. Your score is better than 83% of all sub-section scores recorded in the past three years. The mean for all test takers is 42.23.
- Your performance on Algebra/Geometry questions was equivalent to a score of 42. Your score is better than 33% of all sub-section scores recorded in the past three years. The mean for all test takers is 41.89.
- Your performance of 33% on Geometry questions is considered Weak.
- Your performance of 83% on Rates/Ratio/Percent questions is considered Strong.
- Your performance of 87% on Value/Order/Factors questions is considered Strong.
- Your performance of 50% on Equal./Inequal./Alg. questions is considered Weak.
- Your performance of 60% on Counting/Sets/Series questions is considered Average.
- You completed 30 questions in the Quantitative section.
- You responded correctly to 100% of the first set of questions, 71% of the second set of questions, 57% of the third set of questions and 43% of the final set of questions..
- The average difficulty of questions presented to you in the first set of questions was Medium High, the average for the second set of questions was Medium High, the average for the third set of questions was Medium High and was Medium High for the final set of questions.
- The average time it took you to respond to the first set of questions presented was 2:58, the average time for the second set of questions was 1:56, the average time for the third set of questions was 2:41 and 0:38 for the final set of questions.
- Please Note: If you sat for the GMAT exam prior to April 16, 2018 this section contained 37 questions, on or after April 16, 2018 the section consists of 31 questions.

# Your GMAT® Enhanced Score Report

FOR: DIPANJAN DAS | GMAT ID: 100004042344 | Kolkata, India | Jul 30, 2023 | Appt ID: 454862762

This is NOT an official score report

## AWA Section Performance

This report is created before your Analytical Writing Essay is scored and will appear within 24 hours of the exam scores being made official. If the score has been cancelled for any reason, the information will not appear in the Enhanced Score Report.