

Your GMAT® Enhanced Score Report

FOR: Hrithu Olickel Arumaraj | GMAT ID: 100004174262 | Bangalore, India | Oct 28, 2022 | Appt ID: 433277402

This is NOT an official score report

Overall GMAT Exam Performance

YOUR GMAT TOTAL
SCORE:

690

84th

PERCENTILE RANKING

0 20 40 60 80 100

YOUR IR SCORE:

8

90th

YOUR VERBAL SCORE:

38

84th

YOUR QUANTITATIVE
SCORE:

47

57th

YOUR AWA SCORE:

5

56th

PERCENTILE RANKING

0 20 40 60 80 100

PERCENTILE RANKINGS COMPARE YOUR PERFORMANCE TO 3 YEARS OF GMAT EXAMS SAMPLE SIZE: 414618

TIME MANAGEMENT BY SECTION

YOUR MEAN RESPONSE TIME PER QUESTION

INTEGRATED
REASONING

2:36

VERBAL

1:43

QUANTITATIVE

2:00

minute 1 minute 2 minute 3 minute

MEAN SCORE

MEAN SCORE:

574.5

(40th percentile)

Definition

The three year mean GMAT Total score is 574.5. This score is better than 40% of GMAT Exam scores recorded in the past three years.

Note: GMAT scores are valid for five years. Even though your score won't change, your percentile ranking may change when compared with a newer pool of applicants. Shifts tend to be gradual over long periods of time.

MEAN TIME

MEAN TIME FOR ALL
TEST TAKERS:

1:53 minutes

Definition

For all GMAT Exam scores recorded in the past three years the mean time to complete a question in the Integrated Reasoning, Verbal, and Quantitative sections is 1:53 minutes.

SUMMARY

- Your GMAT Total score of 690 is higher than 84% of GMAT Exam scores recorded in the past three years.
 - Your Integrated Reasoning score of 8 is higher than 90% of GMAT Exam scores recorded in the past three years.
 - Your Verbal score of 38 is higher than 84% of GMAT Exam scores recorded in the past three years.
 - Your Quantitative score of 47 is higher than 57% of GMAT Exam scores recorded in the past three years.
- Your Quantitative score of 47 and your Verbal score of 38 were used to calculate your GMAT Total score. Especially strong or weak scores on either section significantly impacts the GMAT Total score.

Your GMAT® Enhanced Score Report

FOR: Hrithu Olickel Arumaraj | GMAT ID: 100004174262 | Bangalore, India | Oct 28, 2022 | Appt ID: 433277402

This is NOT an official score report

Integrated Reasoning Performance

YOUR OVERALL IR SCORE:

8

90th

PERCENTILE RANKING

0

20

40

60

80

100

PERCENT OF QUESTIONS
YOU ANSWERED
CORRECTLY

78%

PERCENTILE RANKING

0

20

40

60

80

100

PERCENTILE RANKINGS COMPARE YOUR PERFORMANCE TO 3 YEARS OF GMAT EXAMS

TIME MANAGEMENT - INTEGRATED REASONING

YOUR MEAN RESPONSE TIME PER QUESTION

OVERALL SECTION

2:36

CORRECT

2:42

INCORRECT

2:15

minute

1 minute

2 minute

3 minute

MEAN SCORE

MEAN SCORE:

4.65

(31st percentile)

Definition

The three year mean GMAT Integrated Reasoning score is 4.7. This score is better than 31% of GMAT Exam scores recorded in the past three years.

Note: GMAT scores are valid for five years. Even though your score won't change, your percentile ranking may change when compared with a newer pool of applicants. Shifts tend to be gradual over long periods of time.

MEAN TIME

MEAN TIME FOR ALL
TEST TAKERS:

2:28 minutes

Definition

For all GMAT Exam scores recorded in the past three years the mean time to complete a question in the Integrated Reasoning section is 2:28 minutes.

SUMMARY

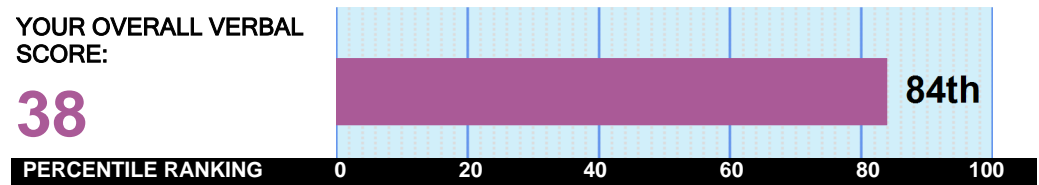
- Your Integrated Reasoning score of 8 is higher than 90% of GMAT Exam scores recorded in the past three years. The mean score for this section is 4.65.
- Lack of familiarity with the format of the four item types may negatively impact performance in this section.
- You completed 12 of the 12 questions in the Integrated Reasoning section.

Your GMAT® Enhanced Score Report

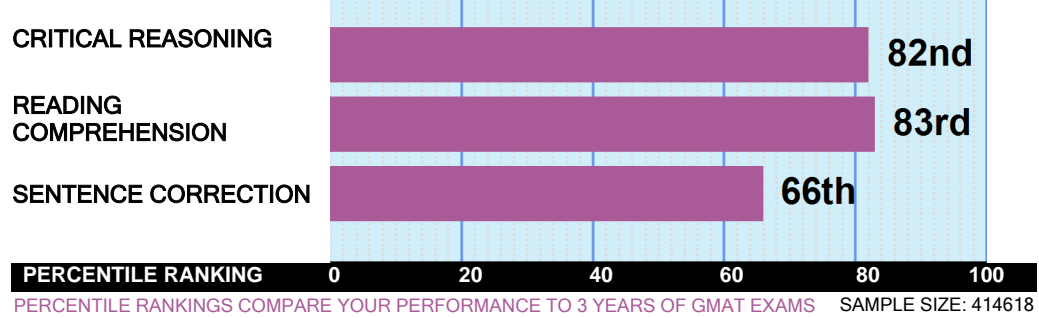
FOR: Hrithu Olickel Arumaraj | GMAT ID: 100004174262 | Bangalore, India | Oct 28, 2022 | Appt ID: 433277402

This is NOT an official score report

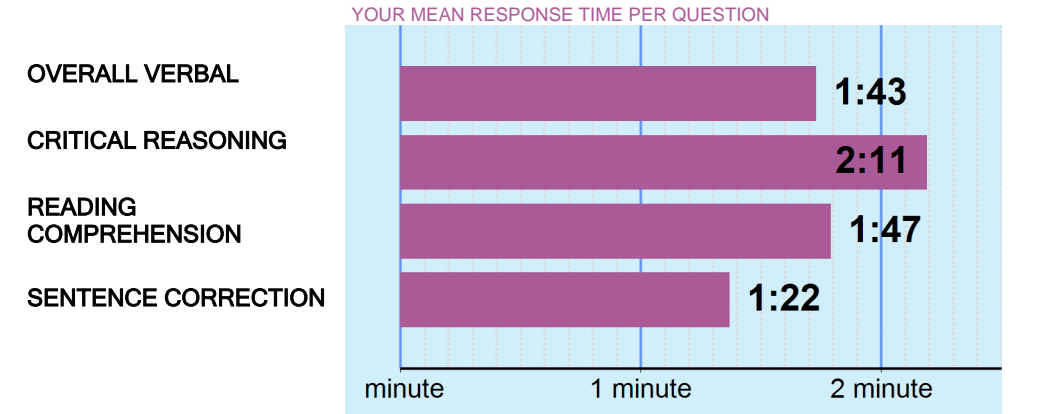
Verbal Section Performance



SUB-SECTION RANKINGS



SUB-SECTION TIME MANAGEMENT



MEAN SCORE

MEAN SCORE:
27.51
(44th percentile)

Definition

The three year mean GMAT Verbal score is 27.5. This score is better than 44% of GMAT Exam scores recorded in the past three years.

Note: GMAT scores are valid for five years. Even though your score won't change, your percentile ranking may change when compared with a newer pool of applicants. Shifts tend to be gradual over long periods of time.

MEAN TIME

MEAN TIME FOR ALL TEST TAKERS:
1:43 minutes

Definition

For all GMAT Exam scores recorded in the past three years the mean time to complete a question in the Verbal section is 1:43 minutes.

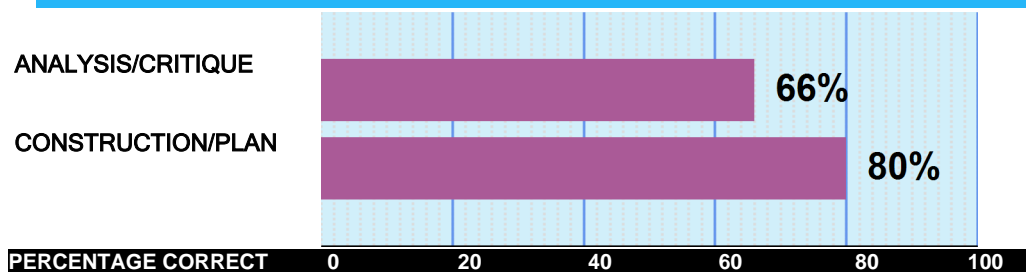
Your GMAT® Enhanced Score Report

FOR: Hrithu Olickel Arumaraj | GMAT ID: 100004174262 | Bangalore, India | Oct 28, 2022 | Appt ID: 433277402

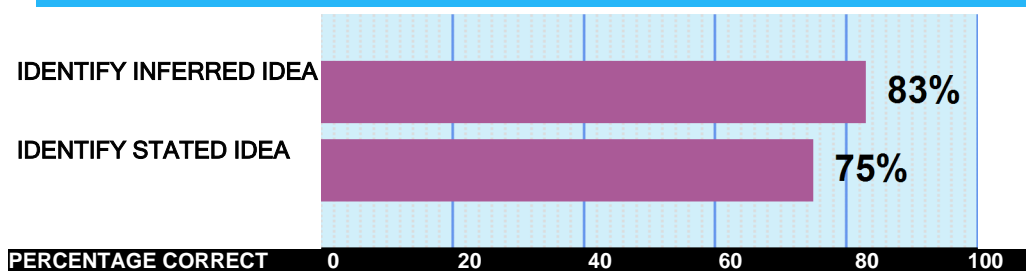
This is NOT an official score report

PERFORMANCE BY FUNDAMENTAL SKILLS

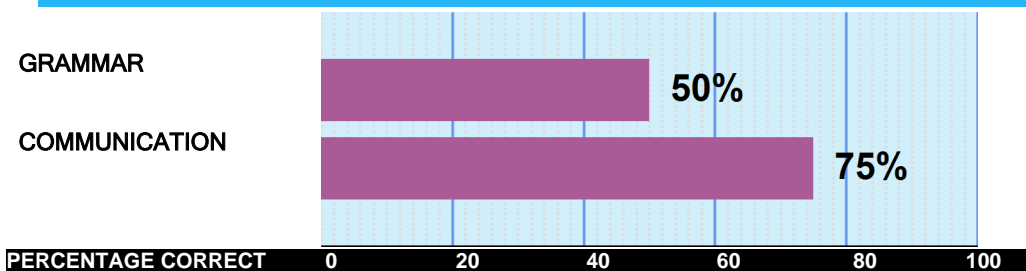
CRITICAL REASONING



READING COMPREHENSION



SENTENCE CORRECTION



Your GMAT® Enhanced Score Report

FOR: Hrithu Olickel Arumaraj | GMAT ID: 100004174262 | Bangalore, India | Oct 28, 2022 | Appt ID: 433277402

This is NOT an official score report

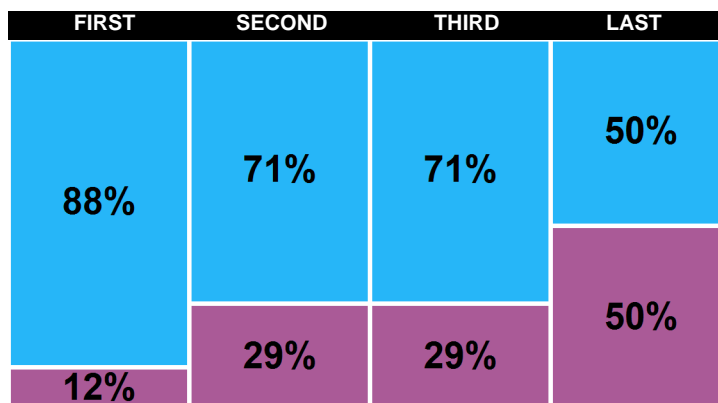
PERCENT CORRECT

YOUR OVERALL VERBAL
SCORE:

38

PERCENT OF QUESTIONS
ANSWERED
CORRECT/INCORRECT

- CORRECT
- INCORRECT

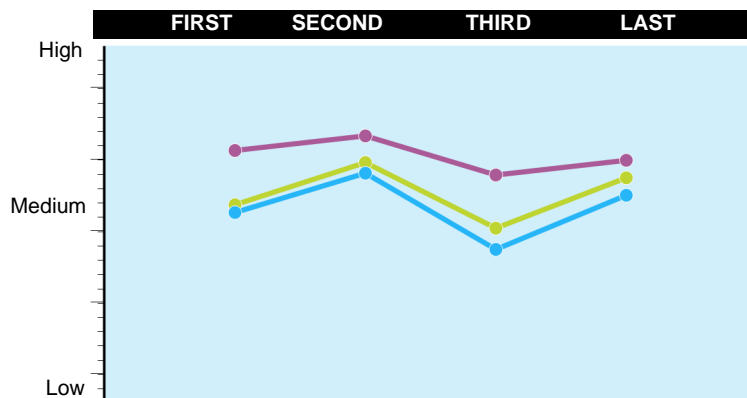


"Each section in this graph represents approximately one quarter of the questions in order of presentation."

AVERAGE DIFFICULTY

AVERAGE
DIFFICULTY PER
QUESTION

- ALL
- CORRECT
- INCORRECT

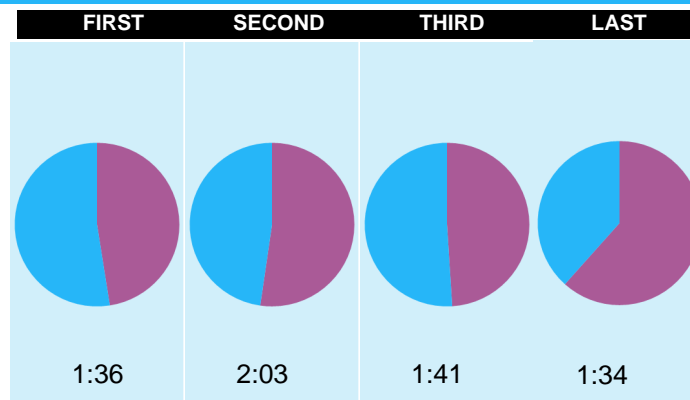


"Each section in this graph represents approximately one quarter of the questions in order of presentation."

PERFORMANCE OVER TIME

AVERAGE TIME PER
RESPONSE

- CORRECT
- INCORRECT



"Each section in this graph represents approximately one quarter of the questions in order of presentation."

Your GMAT® Enhanced Score Report

FOR: Hrithu Olickel Arumaraj | GMAT ID: 100004174262 | Bangalore, India | Oct 28, 2022 | Appt ID: 433277402

This is NOT an official score report

SUMMARY

- Your Verbal score of 38 is higher than 84% of GMAT Exam scores recorded in the past three years. The mean score for this section is 27.51.
- Your performance on Critical Reasoning questions was equivalent to a score of 39, which is better than 82% of GMAT Exam scores recorded in the past three years. The mean score for this sub-section is 27.97.
 - Your performance of 66% on Analysis/Critique questions is considered Above Average.
 - Your performance of 80% on Construction/Plan questions is considered Above Average.
- Your performance on Reading Comprehension questions was equivalent to a score of 39, which is better than 83% of GMAT Exam scores recorded in the past three years. The mean score for this sub-section is 27.47.
 - Your performance of 83% on Identify Inferred Idea questions is considered Strong.
 - Your performance of 75% on Identify Stated Idea questions is considered Above Average.
- Your performance on Sentence Correction questions was equivalent to a score of 34, which is better than 66% of GMAT Exam scores recorded in the past three years. The mean score for this sub-section is 27.81.
 - Your performance of 50% on Grammar questions is considered Weak.
 - Your performance of 75% on Communication questions is considered Above Average.
- You completed 36 questions in the Verbal section.
- You responded correctly to 88% of the first set of questions, 71% of the second set of questions, 71% of the third set of questions and 50% of the final set of questions.
- The average difficulty of questions presented to you in the first set of questions was Medium, the average for the second set of questions was Medium High , the average for the third set of questions was Medium and was Medium for the final set of questions.
- The average time it took you to respond to the first set of questions presented was 1:36, the average time for the second set of questions was 2:03, the average time for the third set of questions was 1:41 and 1:34 for the final set of questions.
- Please Note: If you sat for the GMAT exam prior to April 16, 2018 this section contained 41 questions, on or after April 16, 2018 the section consists of 36 questions.

Your GMAT® Enhanced Score Report

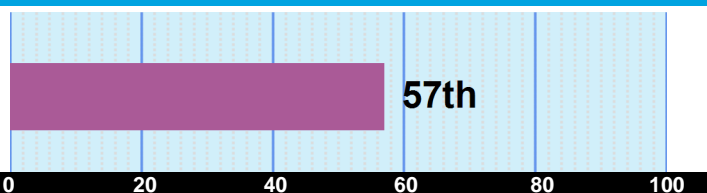
FOR: Hrithu Olickel Arumaraj | GMAT ID: 100004174262 | Bangalore, India | Oct 28, 2022 | Appt ID: 433277402

This is NOT an official score report

Quantitative Section Performance

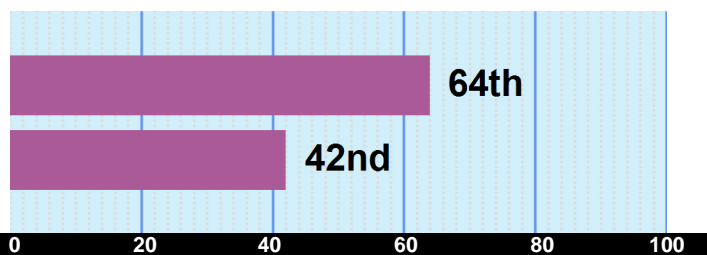
YOUR OVERALL
QUANTITATIVE SCORE:

47

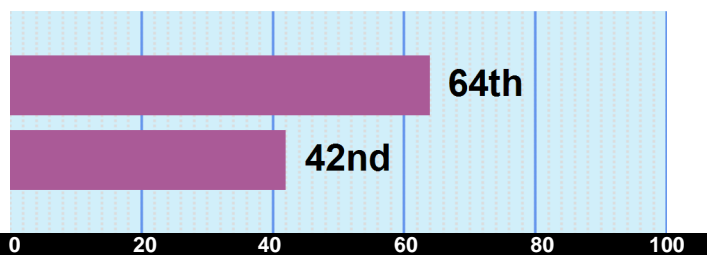


SUB-SECTION RANKINGS

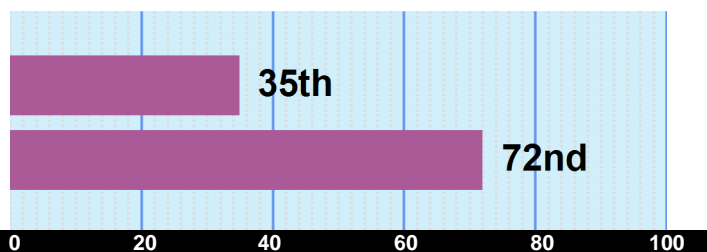
PROBLEM SOLVING



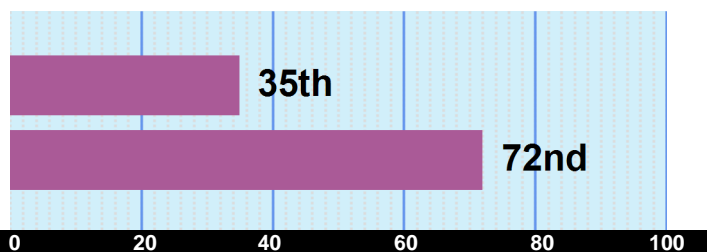
DATA SUFFICIENCY



ARITHMETIC



ALGEBRA/GEOMETRY

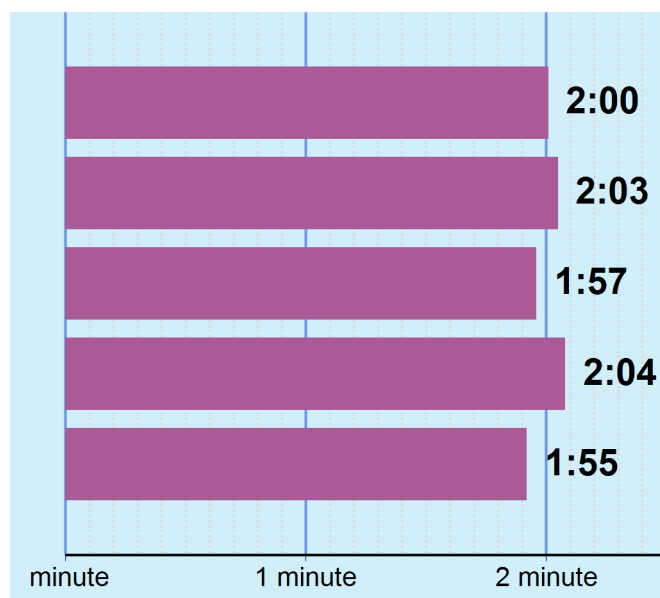


PERCENTILE RANKINGS COMPARE YOUR PERFORMANCE TO 3 YEARS OF GMAT EXAMS SAMPLE SIZE: 414618

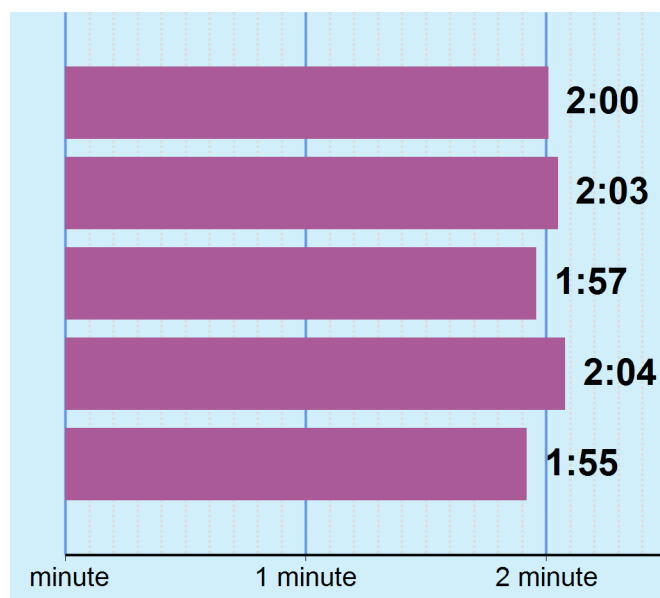
SUB-SECTION TIME MANAGEMENT

YOUR MEAN RESPONSE TIME PER QUESTION

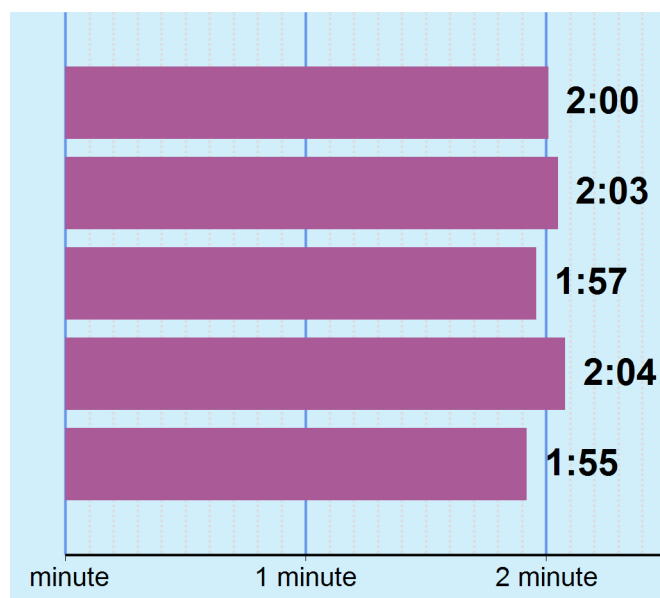
OVERALL QUANTITATIVE



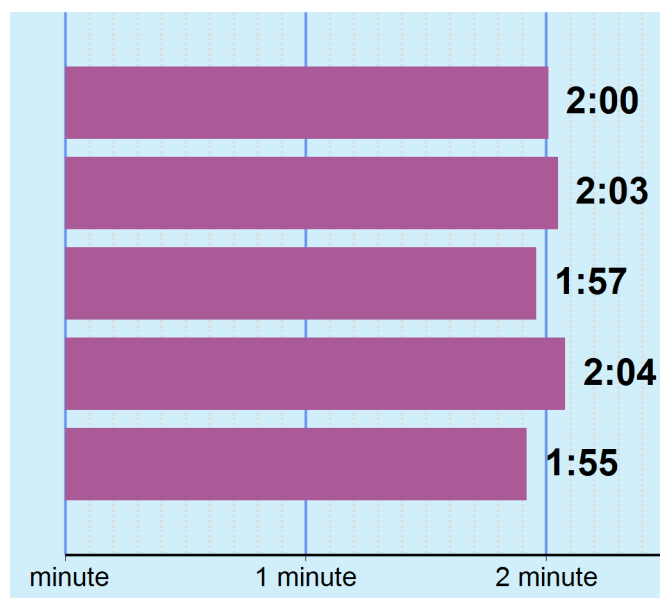
PROBLEM SOLVING



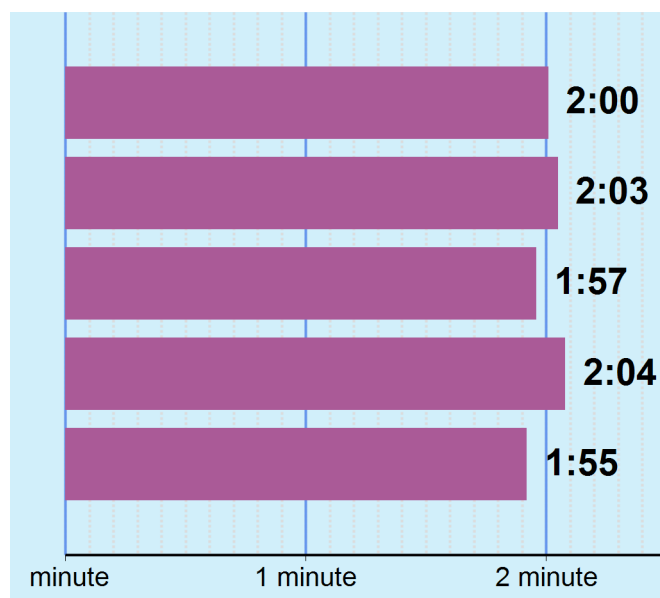
DATA SUFFICIENCY



ARITHMETIC



ALGEBRA/GEOMETRY



MEAN SCORE

MEAN SCORE:

41.30

(34th percentile)

Definition

The three year mean GMAT Quantitative score is 41.3. This score is better than 34% of GMAT Exam scores recorded in the past three years.

Note: GMAT scores are valid for five years. Even though your score won't change, your percentile ranking may change when compared with a newer pool of applicants. Shifts tend to be gradual over long periods of time.

MEAN TIME

MEAN TIME FOR ALL
TEST TAKERS:

1:55 minutes

Definition

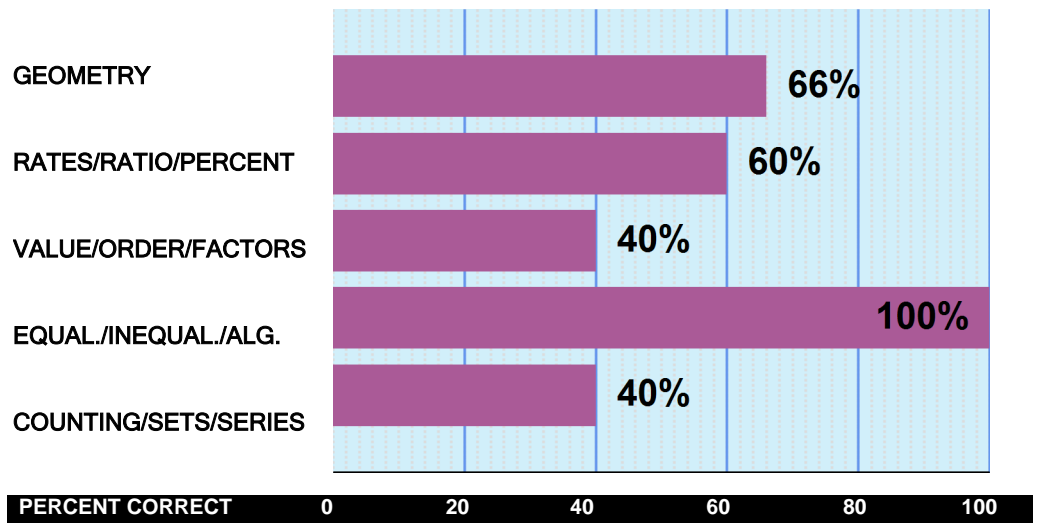
For all GMAT Exam scores recorded in the past three years the mean time to complete a question in the Quantitative sections is 1:55 minutes.

Your GMAT® Enhanced Score Report

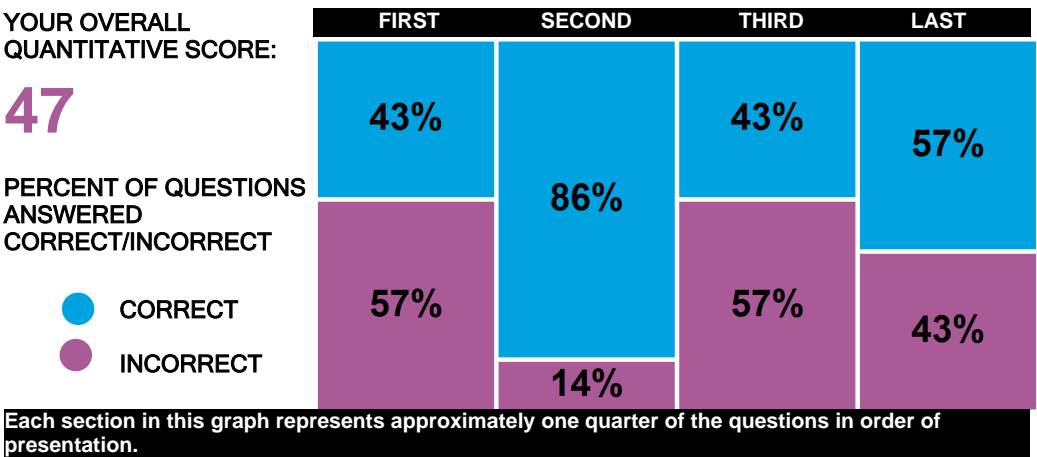
FOR: Hrithu Olickel Arumaraj | GMAT ID: 100004174262 | Bangalore, India | Oct 28, 2022 | Appt ID: 433277402

This is NOT an official score report

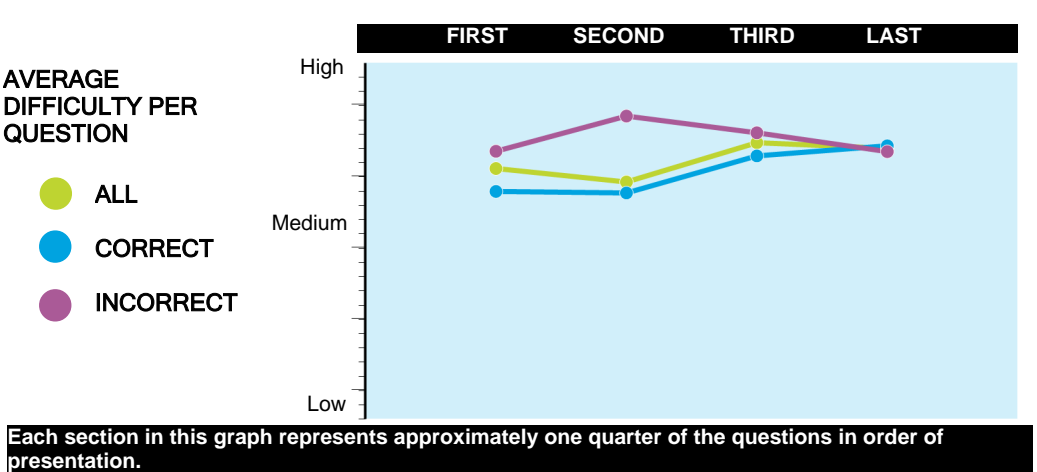
PERFORMANCE BY FUNDAMENTAL SKILLS



PERCENT CORRECT



AVERAGE DIFFICULTY



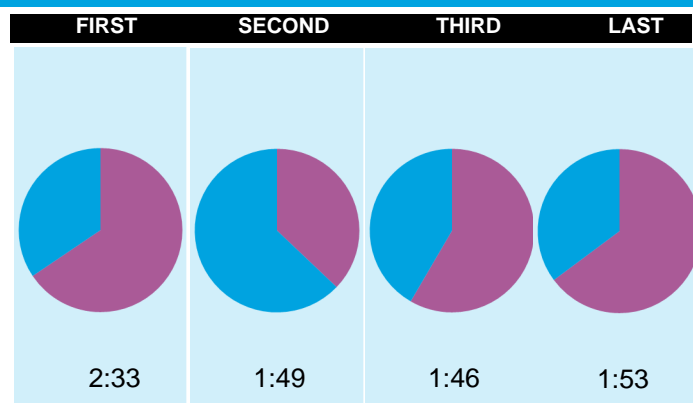
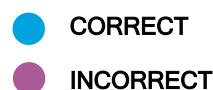
Your GMAT® Enhanced Score Report

FOR: Hrithu Olickel Arumaraj | GMAT ID: 100004174262 | Bangalore, India | Oct 28, 2022 | Appt ID: 433277402

This is NOT an official score report

TIME MANAGEMENT

AVERAGE TIME PER
RESPONSE



Each section in this graph represents approximately one quarter of the questions in order of presentation.

SUMMARY

- Your Quantitative score of 47 is higher than 57% of GMAT Exam scores recorded in the past three years. The mean score for this section is 41.3.
- Your performance on Problem Solving questions was equivalent to a score of 48. Your score is better than 64% of all sub-section scores recorded in the past three years. The mean for all test takers is 41.29.
- Your performance on Data Sufficiency questions was equivalent to a score of 44. Your score is better than 42% of all sub-section scores recorded in the past three years. The mean for all test takers is 41.25.
- Your performance on Arithmetic questions was equivalent to a score of 42. Your score is better than 35% of all sub-section scores recorded in the past three years. The mean for all test takers is 41.48.
- Your performance on Algebra/Geometry questions was equivalent to a score of 49. Your score is better than 72% of all sub-section scores recorded in the past three years. The mean for all test takers is 41.12.
- Your performance of 66% on Geometry questions is considered Above Average.
- Your performance of 60% on Rates/Ratio/Percent questions is considered Average.
- Your performance of 40% on Value/Order/Factors questions is considered Weak.
- Your performance of 100% on Equal./Inequal./Alg. questions is considered Very Strong.
- Your performance of 40% on Counting/Sets/Series questions is considered Weak.
- You completed 31 questions in the Quantitative section.
- You responded correctly to 43% of the first set of questions, 86% of the second set of questions, 43% of the third set of questions and 57% of the final set of questions..
- The average difficulty of questions presented to you in the first set of questions was Medium High, the average for the second set of questions was Medium, the average for the third set of questions was Medium High and was Medium High for the final set of questions.
- The average time it took you to respond to the first set of questions presented was 2:33, the average time for the second set of questions was 1:49, the average time for the third set of questions was 1:46 and 1:53 for the final set of questions.
- Please Note: If you sat for the GMAT exam prior to April 16, 2018 this section contained 37 questions, on or after April 16, 2018 the section consists of 31 questions.

Your GMAT® Enhanced Score Report

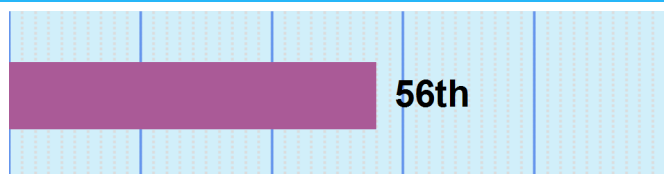
FOR: Hrithu Olickel Arummaraj | GMAT ID: 100004174262 | Bangalore, India | Oct 28, 2022 | Appt ID: 433277402

This is NOT an official score report

AWA Section Performance

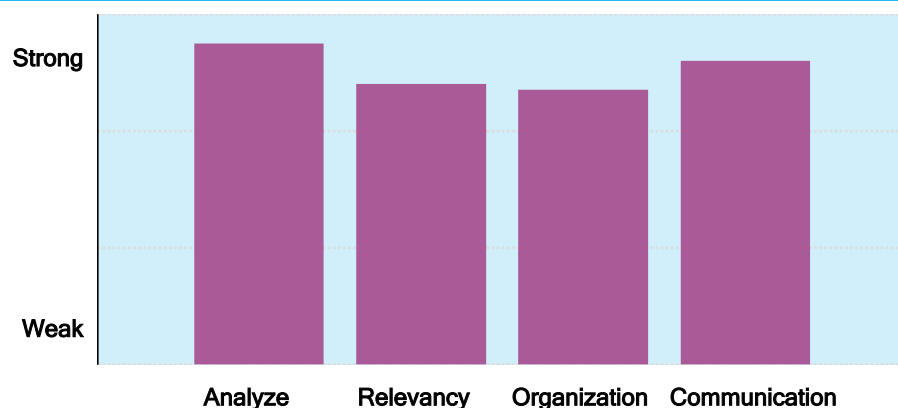
YOUR OVERALL AWA
SCORE:

5



PERCENTILE RANKING 0 20 40 60 80 100

SUB-SECTION RANKINGS



MEAN SCORE

MEAN SCORE:

4.43

(18th percentile)

Definition

The three year mean GMAT Verbal score is 4.4. This score is better than 18% of GMAT Exam scores recorded in the past three years.

Note: GMAT scores are valid for five years. Even though your score won't change, your percentile ranking may change when compared with a newer pool of applicants. Shifts tend to be gradual over long periods of time.

SUMMARY

- Analysis
 - You identified and analyzed important features of the argument with clarity and insight.
- Relevancy
 - You effectively supported the main points of your critique.
- Organization
 - You developed, organized and effectively transitioned between ideas.
- Communication
 - Your essay demonstrated strong control of language and the conventions of standard written English, but included minor flaws.