

## Overall GMAT Exam Performance

YOUR GMAT TOTAL  
SCORE:

**690**

**82nd**

PERCENTILE RANKING

0 20 40 60 80 100

YOUR IR SCORE:

**6**

**63rd**

YOUR VERBAL SCORE:

**35**

**74th**

YOUR QUANTITATIVE  
SCORE:

**48**

**63rd**

YOUR AWA SCORE:

**-**

PERCENTILE RANKING

0 20 40 60 80 100

PERCENTILE RANKINGS COMPARE YOUR PERFORMANCE TO 3 YEARS OF GMAT EXAMS SAMPLE SIZE: 282098

## TIME MANAGEMENT BY SECTION

YOUR MEAN RESPONSE TIME PER QUESTION

INTEGRATED  
REASONING

**2:27**

VERBAL

**1:46**

QUANTITATIVE

**1:59**

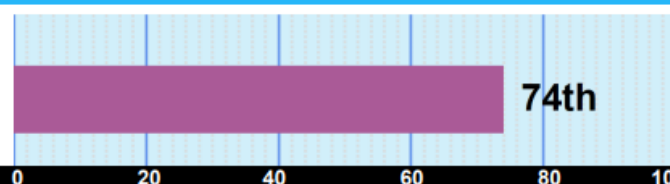
## Verbal Section Performance

YOUR OVERALL VERBAL  
SCORE:

**35**

PERCENTILE RANKING

0 20 40 60 80 100



## SUB-SECTION RANKINGS

CRITICAL REASONING

64th

READING  
COMPREHENSION

78th

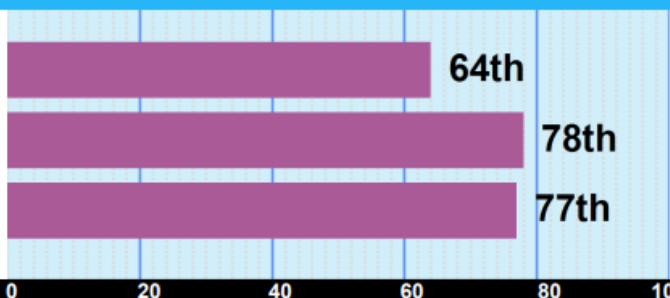
SENTENCE CORRECTION

77th

PERCENTILE RANKING

0 20 40 60 80 100

PERCENTILE RANKINGS COMPARE YOUR PERFORMANCE TO 3 YEARS OF GMAT EXAMS SAMPLE SIZE: 282098



## SUB-SECTION TIME MANAGEMENT

YOUR MEAN RESPONSE TIME PER QUESTION

OVERALL VERBAL

1:46

CRITICAL REASONING

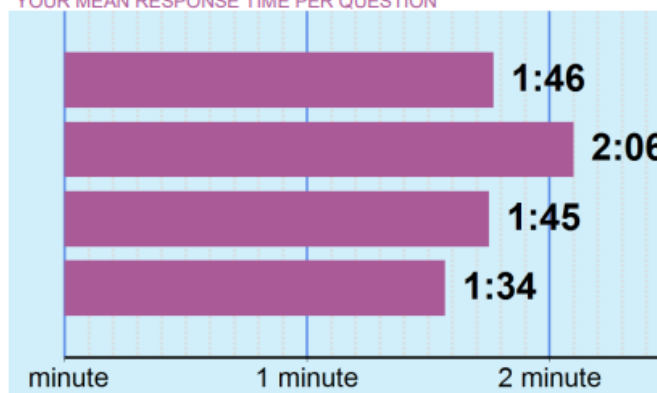
2:06

READING  
COMPREHENSION

1:45

SENTENCE CORRECTION

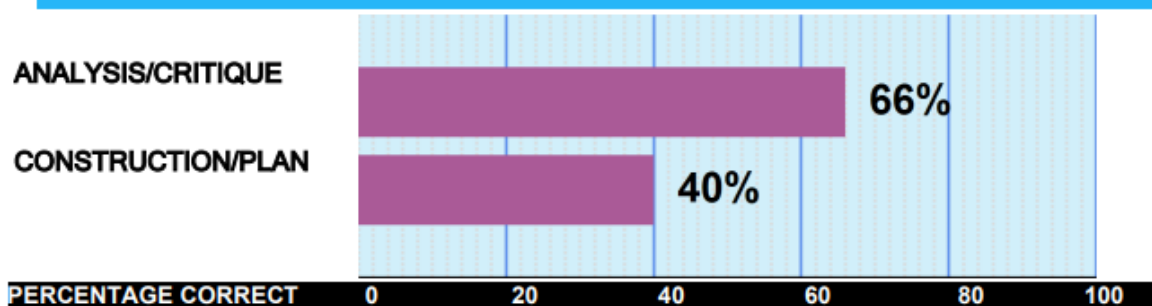
1:34



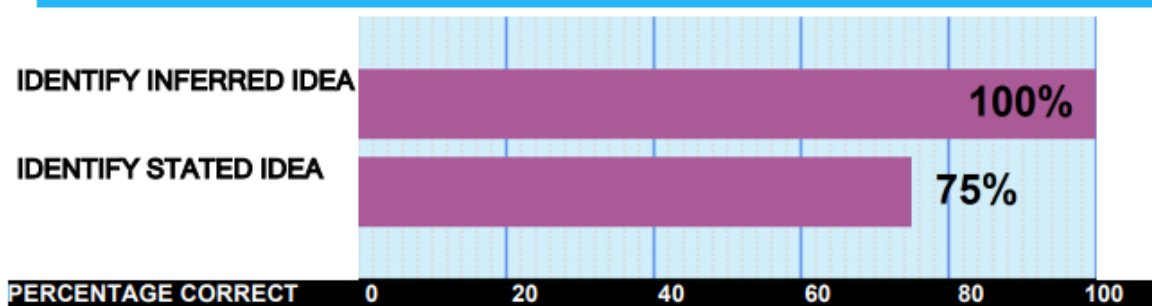
This is NOT an official score report

## PERFORMANCE BY FUNDAMENTAL SKILLS

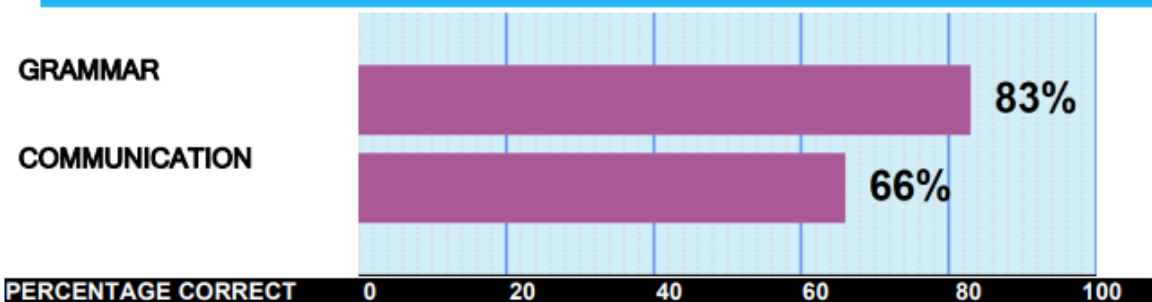
### CRITICAL REASONING



### READING COMPREHENSION



### SENTENCE CORRECTION



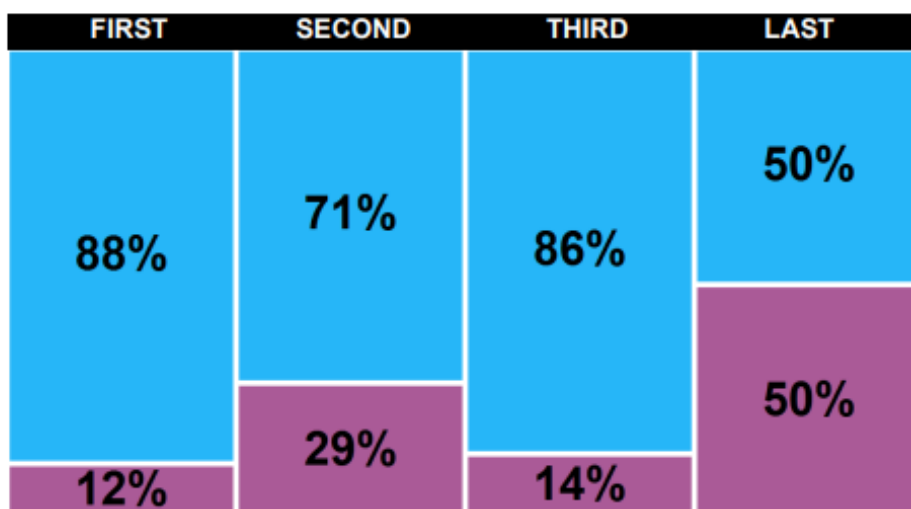
## PERCENT CORRECT

YOUR OVERALL VERBAL  
SCORE:

**35**

PERCENT OF QUESTIONS  
ANSWERED  
CORRECT/INCORRECT

- CORRECT
- INCORRECT

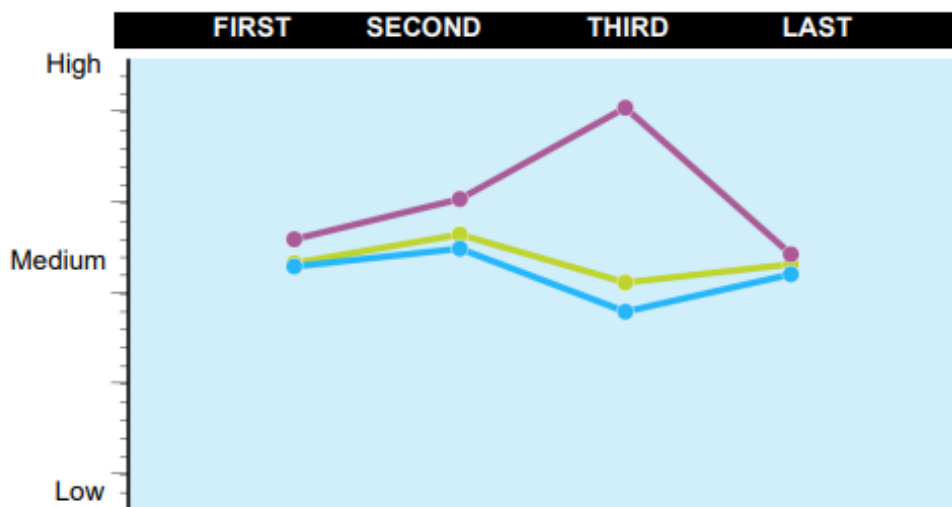


"Each section in this graph represents approximately one quarter of the questions in order of presentation."

## AVERAGE DIFFICULTY

AVERAGE  
DIFFICULTY PER  
QUESTION

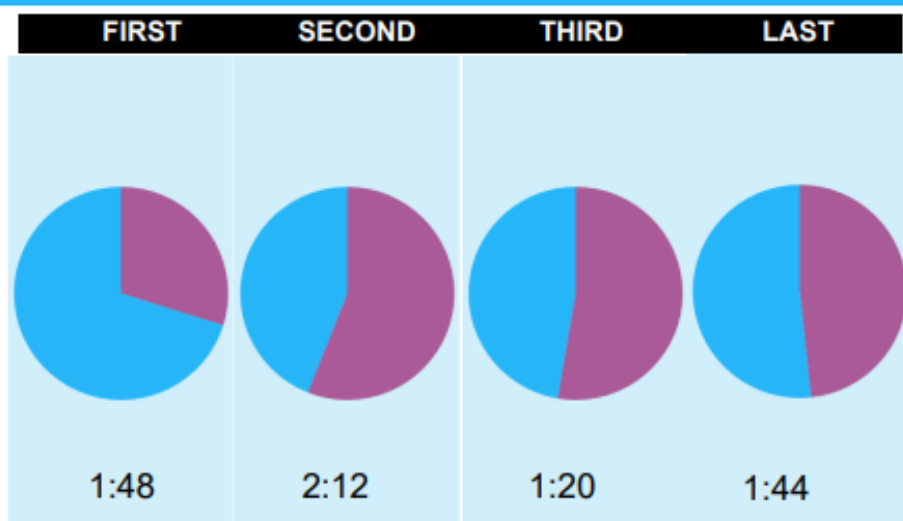
- ALL
- CORRECT
- INCORRECT



"Each section in this graph represents approximately one quarter of the questions in order of presentation."

# PERFORMANCE OVER TIME

## AVERAGE TIME PER RESPONSE



"Each section in this graph represents approximately one quarter of the questions in order of presentation."

This is NOT an official score report

## SUMMARY


- Your Verbal score of 35 is higher than 74% of GMAT Exam scores recorded in the past three years. The mean score for this section is 27.8.
- Your performance on Critical Reasoning questions was equivalent to a score of 34, which is better than 64% of GMAT Exam scores recorded in the past three years. The mean score for this sub-section is 28.22.
  - Your performance of 66% on Analysis/Critique questions is considered Above Average.
  - Your performance of 40% on Construction/Plan questions is considered Weak.
- Your performance on Reading Comprehension questions was equivalent to a score of 38, which is better than 78% of GMAT Exam scores recorded in the past three years. The mean score for this sub-section is 27.78.
  - Your performance of 100% on Identify Inferred Idea questions is considered Very Strong.
  - Your performance of 75% on Identify Stated Idea questions is considered Above Average.
- Your performance on Sentence Correction questions was equivalent to a score of 37, which is better than 77% of GMAT Exam scores recorded in the past three years. The mean score for this sub-section is 28.17.
  - Your performance of 83% on Grammar questions is considered Strong.
  - Your performance of 66% on Communication questions is considered Above Average.
- You completed 36 questions in the Verbal section.
- You responded correctly to 88% of the first set of questions, 71% of the second set of questions, 86% of the third set of questions and 50% of the final set of questions.
- The average difficulty of questions presented to you in the first set of questions was Medium, the average for the second set of questions was Medium, the average for the third set of questions was Medium and was Medium for the final set of questions.
- The average time it took you to respond to the first set of questions presented was 1:48, the average time for the second set of questions was 2:12, the average time for the third set of questions was 1:20 and 1:44 for the final set of questions.
- Please Note: If you sat for the GMAT exam prior to April 16, 2018 this section contained 41 questions, on or after April 16, 2018 the section consists of 36 questions.

This is NOT an official score report

## Quantitative Section Performance

YOUR OVERALL  
QUANTITATIVE SCORE:

48



PERCENTILE RANKING

0

20

40

60

80


100

## SUB-SECTION RANKINGS

PROBLEM SOLVING



DATA SUFFICIENCY



PERCENTILE RANKING

0

20

40

60


80

100

ARITHMETIC



ALGEBRA/GEOMETRY



PERCENTILE RANKING

0

20

40

60

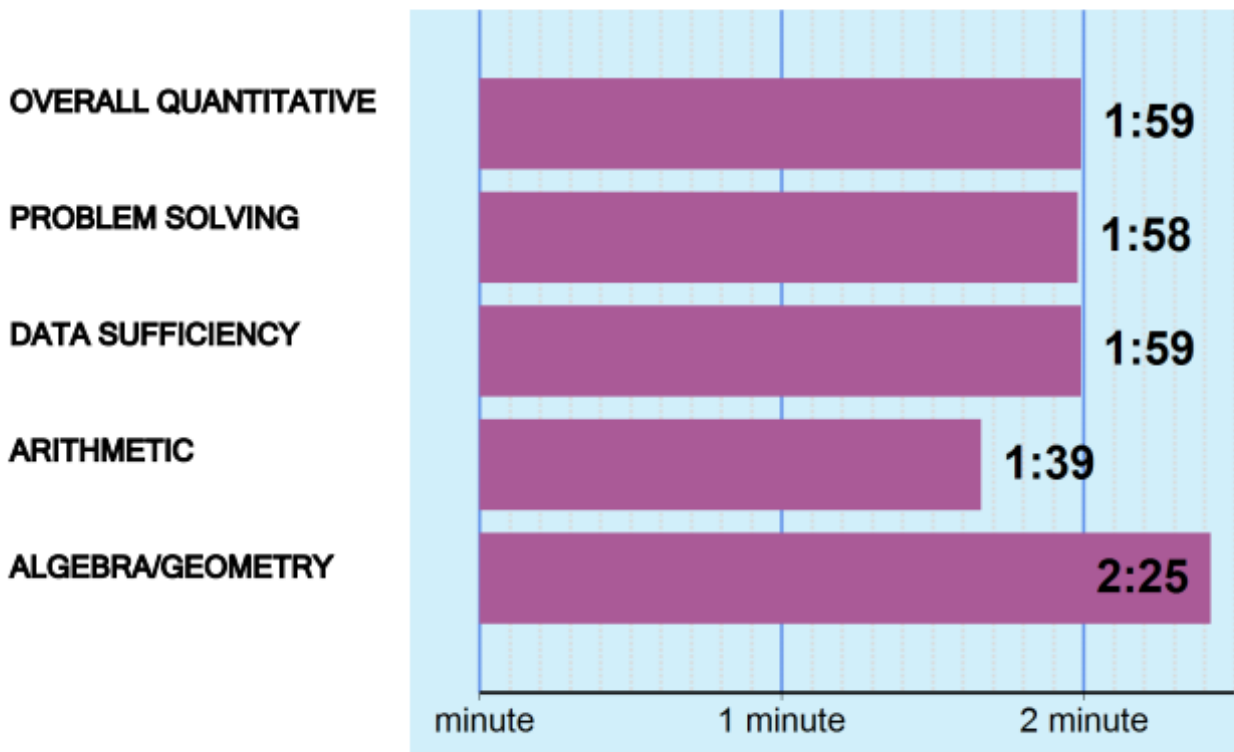
80

100

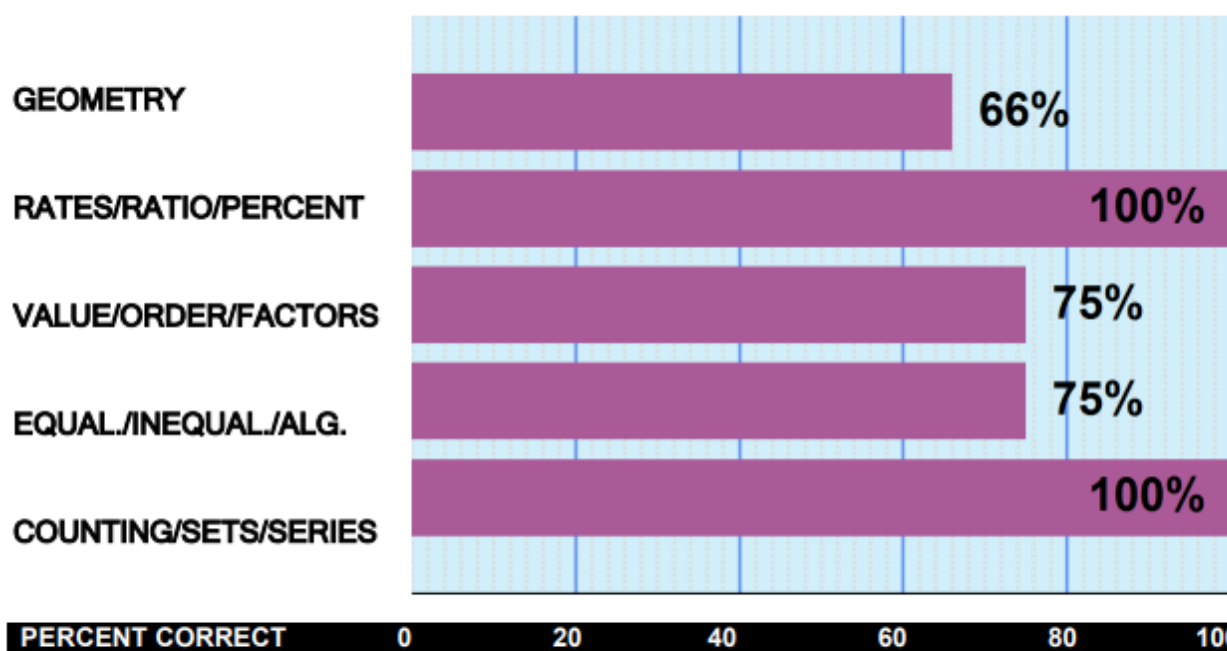
PERCENTILE RANKINGS COMPARE YOUR PERFORMANCE TO 3 YEARS OF GMAT EXAMS SAMPLE SIZE: 282098

## SUB-SECTION TIME MANAGEMENT

YOUR MEAN RESPONSE TIME PER QUESTION



## PERFORMANCE BY FUNDAMENTAL SKILLS



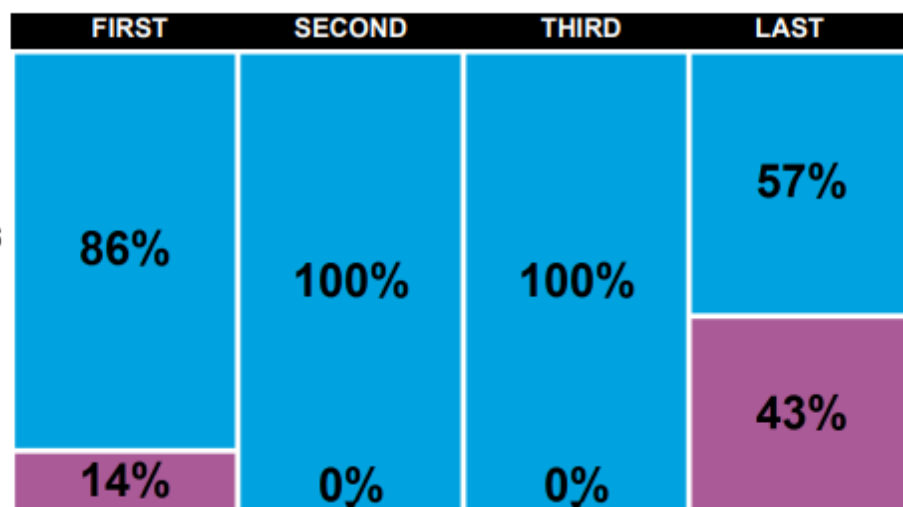
## PERCENT CORRECT

YOUR OVERALL  
QUANTITATIVE SCORE:

**48**

PERCENT OF QUESTIONS  
ANSWERED  
CORRECT/INCORRECT

● CORRECT  
● INCORRECT



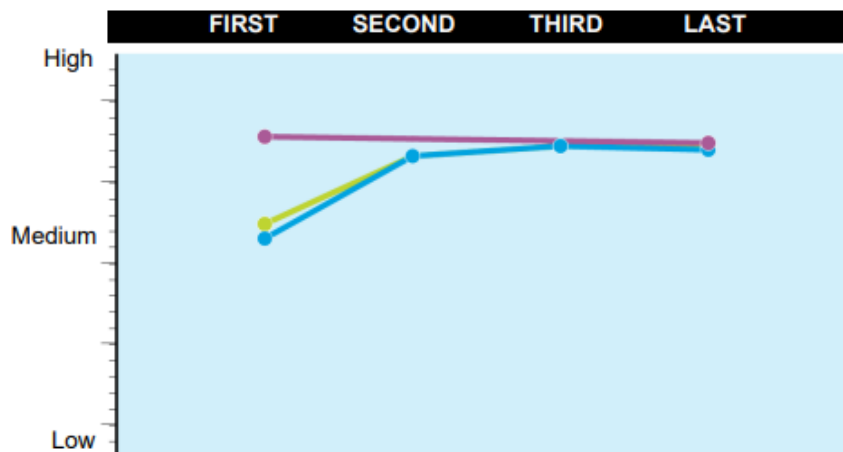
Each section in this graph represents approximately one quarter of the questions in order of presentation.



# AVERAGE DIFFICULTY

## AVERAGE DIFFICULTY PER QUESTION

- ALL
- CORRECT
- INCORRECT



Each section in this graph represents approximately one quarter of the questions in order of presentation.

## GMAT Enhanced Score report

### SUMMARY

- Your Quantitative score of 48 is higher than 63% of GMAT Exam scores recorded in the past three years. The mean score for this section is 42.07.
- Your performance on Problem Solving questions was equivalent to a score of 48. Your score is better than 62% of all sub-section scores recorded in the past three years. The mean for all test takers is 42.07.
- Your performance on Data Sufficiency questions was equivalent to a score of 49. Your score is better than 67% of all sub-section scores recorded in the past three years. The mean for all test takers is 41.97.
- Your performance on Arithmetic questions was equivalent to a score of 49. Your score is better than 68% of all sub-section scores recorded in the past three years. The mean for all test takers is 42.23.
- Your performance on Algebra/Geometry questions was equivalent to a score of 48. Your score is better than 61% of all sub-section scores recorded in the past three years. The mean for all test takers is 41.89.
- Your performance of 66% on Geometry questions is considered Above Average.
- Your performance of 100% on Rates/Ratio/Percent questions is considered Very Strong.
- Your performance of 75% on Value/Order/Factors questions is considered Above Average.
- Your performance of 75% on Equal./Inequal./Alg. questions is considered Above Average.
- Your performance of 100% on Counting/Sets/Series questions is considered Very Strong.
- You completed 31 questions in the Quantitative section.
- You responded correctly to 86% of the first set of questions, 100% of the second set of questions, 100% of the third set of questions and 57% of the final set of questions..
- The average difficulty of questions presented to you in the first set of questions was Medium, the average for the second set of questions was Medium High, the average for the third set of questions was Medium High and was Medium High for the final set of questions.
- The average time it took you to respond to the first set of questions presented was 1:48, the average time for the second set of questions was 2:15, the average time for the third set of questions was 2:08 and 1:43 for the final set of questions.
- Please Note: If you sat for the GMAT exam prior to April 16, 2018 this section contained 37 questions, on or after April 16, 2018 the section consists of 31 questions.