

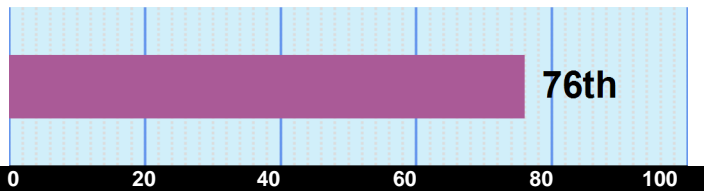
Your GMAT® Enhanced Score Report

This is NOT an official score report

Overall GMAT Exam Performance


YOUR GMAT TOTAL SCORE:

670



YOUR IR SCORE:

4



YOUR VERBAL SCORE:

34




YOUR QUANTITATIVE SCORE:

48



YOUR AWA SCORE:

6



PERCENTILE RANKING 0 20 40 60 80 100

PERCENTILE RANKINGS COMPARE YOUR PERFORMANCE TO 3 YEARS OF GMAT EXAMS SAMPLE SIZE: 282098

TIME MANAGEMENT BY SECTION

YOUR MEAN RESPONSE TIME PER QUESTION

INTEGRATED REASONING

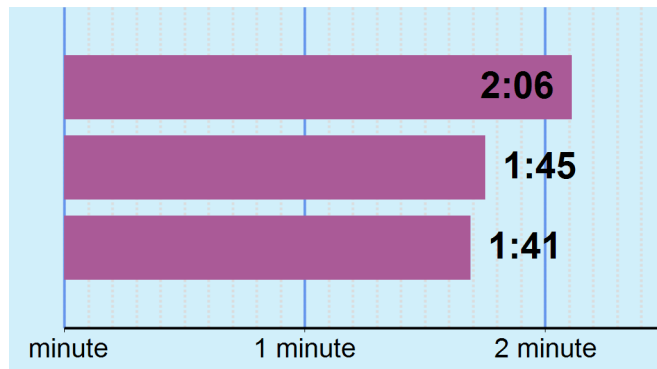
2:06

VERBAL

1:45

QUANTITATIVE

1:41



MEAN SCORE

MEAN SCORE:

582.3

(40th percentile)

Definition

The three year mean GMAT Total score is 582.3. This score is better than 40% of GMAT Exam scores recorded in the past three years.

Note: GMAT scores are valid for five years. Even though your score won't change, your percentile ranking may change when compared with a newer pool of applicants. Shifts tend to be gradual over long periods of time.

MEAN TIME

MEAN TIME FOR ALL TEST TAKERS:

1:44 minutes

Definition

For all GMAT Exam scores recorded in the past three years the mean time to complete a question in the Integrated Reasoning, Verbal, and Quantitative sections is 1:44 minutes.

SUMMARY

- Your GMAT Total score of 670 is higher than 76% of GMAT Exam scores recorded in the past three years.
 - Your Integrated Reasoning score of 4 is higher than 30% of GMAT Exam scores recorded in the past three years.
 - Your Verbal score of 34 is higher than 68% of GMAT Exam scores recorded in the past three years.
 - Your Quantitative score of 48 is higher than 63% of GMAT Exam scores recorded in the past three years.
- Your Quantitative score of 48 and your Verbal score of 34 were used to calculate your GMAT Total score. Especially str

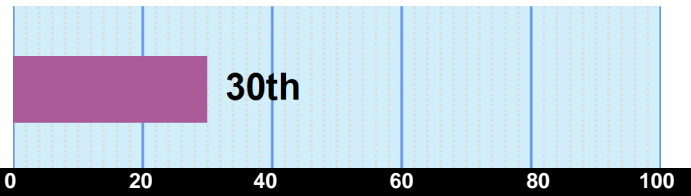
Your GMAT® Enhanced Score Report

This is NOT an official score report

Integrated Reasoning Performance

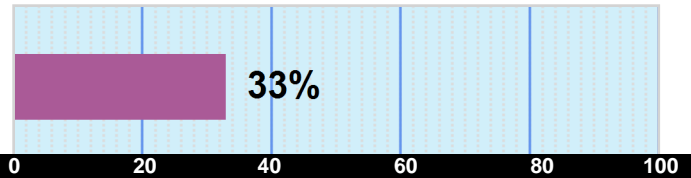
YOUR OVERALL IR SCORE:

4



PERCENT OF QUESTIONS YOU ANSWERED CORRECTLY

PERCENTILE RANKING



PERCENTILE RANKINGS COMPARE YOUR PERFORMANCE TO 3 YEARS OF GMAT EXAMS

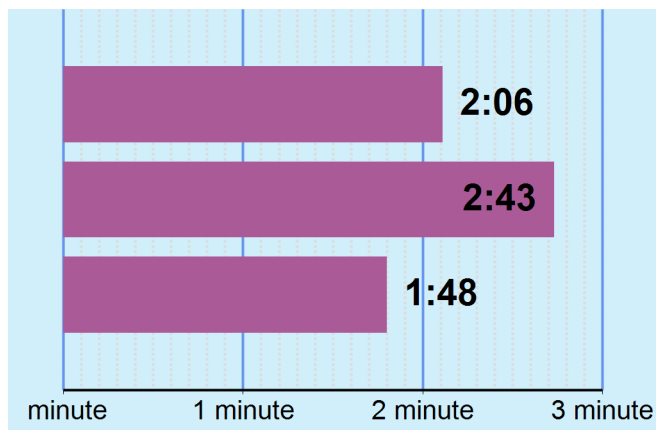
TIME MANAGEMENT - INTEGRATED REASONING

YOUR MEAN RESPONSE TIME PER QUESTION

OVERALL SECTION

CORRECT

INCORRECT



MEAN SCORE

MEAN SCORE:

4.67

(30th percentile)

Definition

The three year mean GMAT Integrated Reasoning score is 4.7. This score is better than 30% of GMAT Exam scores recorded in the past three years.

Note: GMAT scores are valid for five years. Even though your score won't change, your percentile ranking may change when compared with a newer pool of applicants. Shifts tend to be gradual over long periods of time.

MEAN TIME

MEAN TIME FOR ALL TEST TAKERS:

2:22 minutes

Definition

For all GMAT Exam scores recorded in the past three years the mean time to complete a question in the Integrated Reasoning section is 2:22 minutes.

SUMMARY

- Your Integrated Reasoning score of 4 is higher than 30% of GMAT Exam scores recorded in the past three years. The mean score for this section is 4.67.
- Lack of familiarity with the format of the four item types may negatively impact performance in this section.
- You completed 12 of the 12 questions in the Integrated Reasoning section.

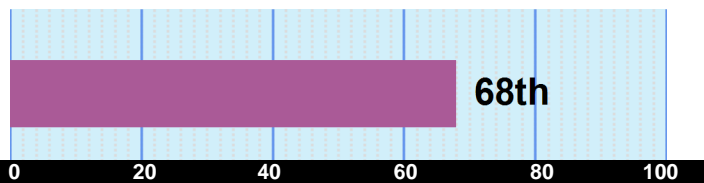
Your GMAT® Enhanced Score Report

This is NOT an official score report

Verbal Section Performance

YOUR OVERALL VERBAL SCORE:

34



SUB-SECTION RANKINGS

CRITICAL REASONING

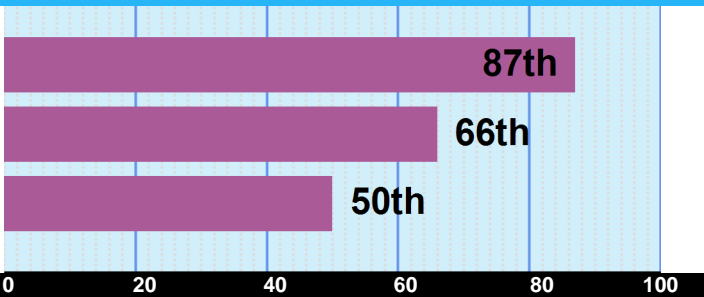
87th

READING COMPREHENSION

66th

SENTENCE CORRECTION

50th



PERCENTILE RANKINGS COMPARE YOUR PERFORMANCE TO 3 YEARS OF GMAT EXAMS SAMPLE SIZE: 282098

SUB-SECTION TIME MANAGEMENT

YOUR MEAN RESPONSE TIME PER QUESTION

OVERALL VERBAL

1:45

CRITICAL REASONING

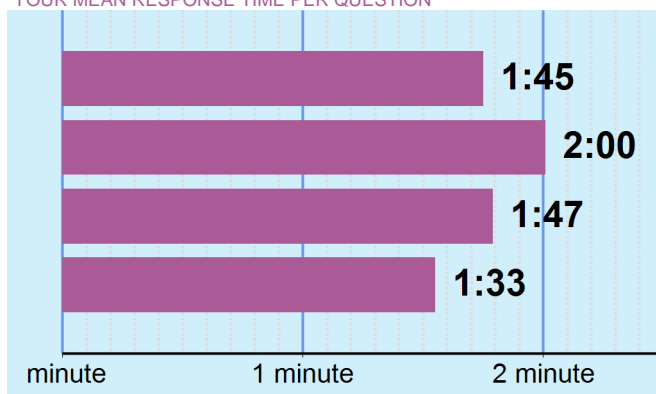
2:00

READING COMPREHENSION

1:47

SENTENCE CORRECTION

1:33



MEAN SCORE

MEAN SCORE:

27.80

(42nd percentile)

Definition

The three year mean GMAT Verbal score is 27.8. This score is better than 42% of GMAT Exam scores recorded in the past three years.

Note: GMAT scores are valid for five years. Even though your score won't change, your percentile ranking may change when compared with a newer pool of applicants. Shifts tend to be gradual over long periods of time.

MEAN TIME

MEAN TIME FOR ALL TEST TAKERS:

1:45 minutes

Definition

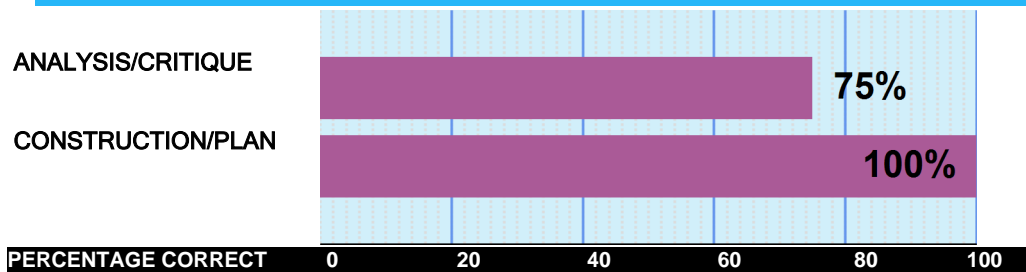
For all GMAT Exam scores recorded in the past three years the mean time to complete a question in the Verbal section is 1:45 minutes.

Your GMAT® Enhanced Score Report

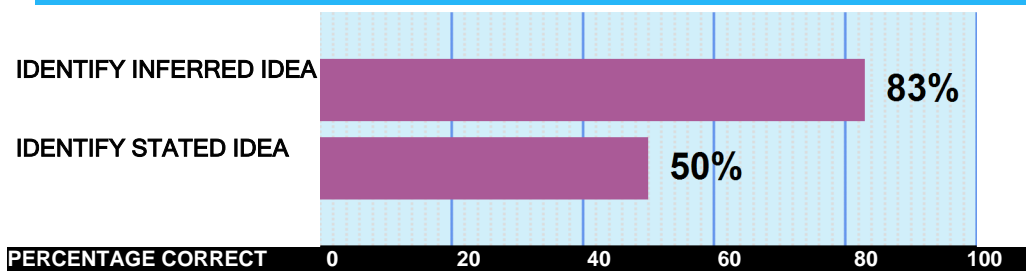
This is NOT an official score report

PERFORMANCE BY FUNDAMENTAL SKILLS

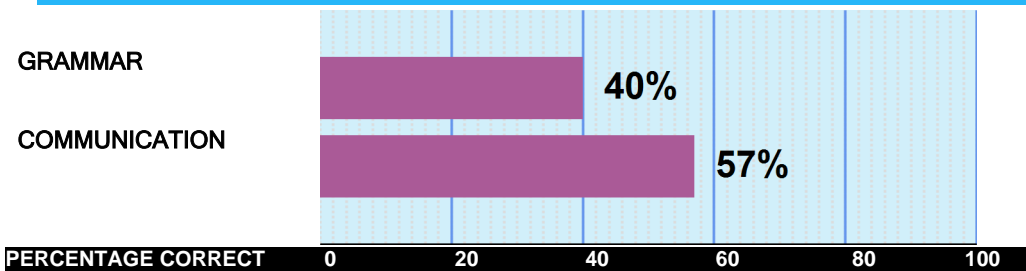
CRITICAL REASONING



READING COMPREHENSION



SENTENCE CORRECTION



Your GMAT® Enhanced Score Report

This is NOT an official score report

PERCENT CORRECT

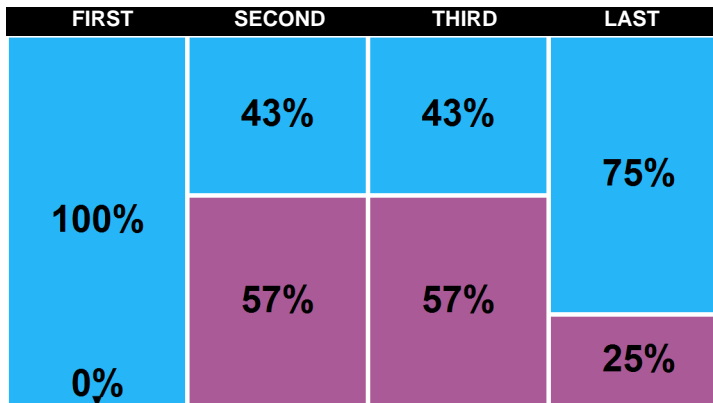
YOUR OVERALL VERBAL SCORE:

34

PERCENT OF QUESTIONS ANSWERED CORRECT/INCORRECT

● CORRECT

● INCORRECT



"Each section in this graph represents approximately one quarter of the questions in order of presentation."

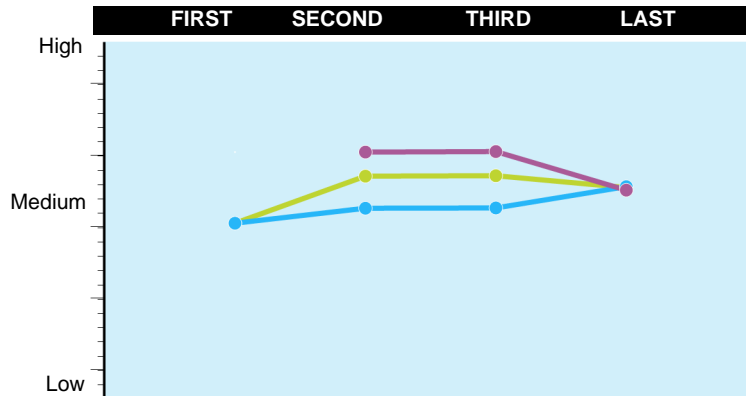
AVERAGE DIFFICULTY

AVERAGE DIFFICULTY PER QUESTION

● ALL

● CORRECT

● INCORRECT



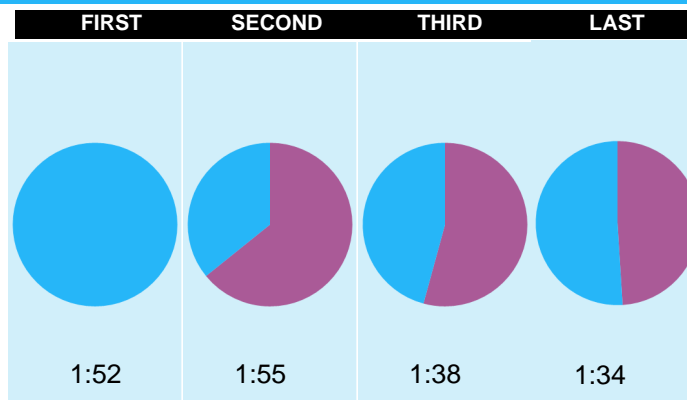
"Each section in this graph represents approximately one quarter of the questions in order of presentation."

PERFORMANCE OVER TIME

AVERAGE TIME PER RESPONSE

● CORRECT

● INCORRECT



"Each section in this graph represents approximately one quarter of the questions in order of presentation."

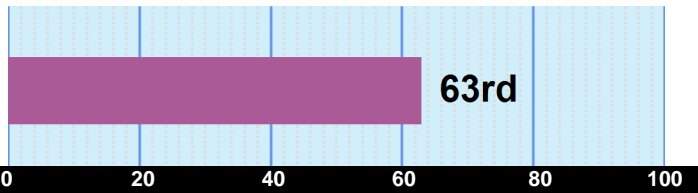
Your GMAT® Enhanced Score Report

This is NOT an official score report

Quantitative Section Performance

YOUR OVERALL
QUANTITATIVE SCORE:

48



MEAN SCORE

MEAN SCORE:

42.07

(33rd percentile)

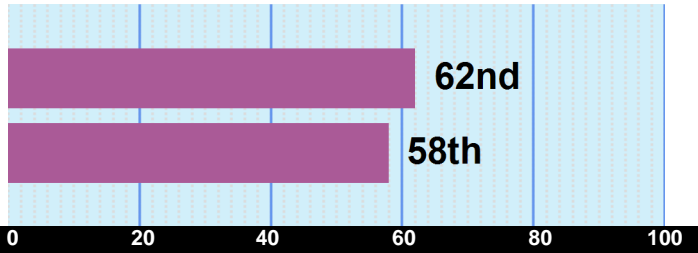
Definition

The three year mean GMAT Quantitative score is 42.1. This score is better than 33% of GMAT Exam scores recorded in the past three years.

Note: GMAT scores are valid for five years. Even though your score won't change, your percentile ranking may change when compared with a newer pool of applicants. Shifts tend to be gradual over long periods of time.

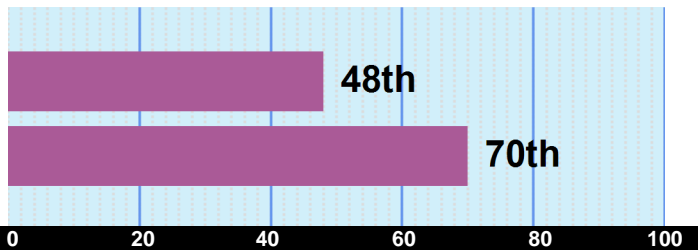
SUB-SECTION RANKINGS

PROBLEM SOLVING



DATA SUFFICIENCY

ARITHMETIC



ALGEBRA/GEOMETRY

PERCENTILE RANKING 0 20 40 60 80 100
PERCENTILE RANKINGS COMPARE YOUR PERFORMANCE TO 3 YEARS OF GMAT EXAMS SAMPLE SIZE: 282098

MEAN TIME

MEAN TIME FOR ALL
TEST TAKERS:

1:56 minutes

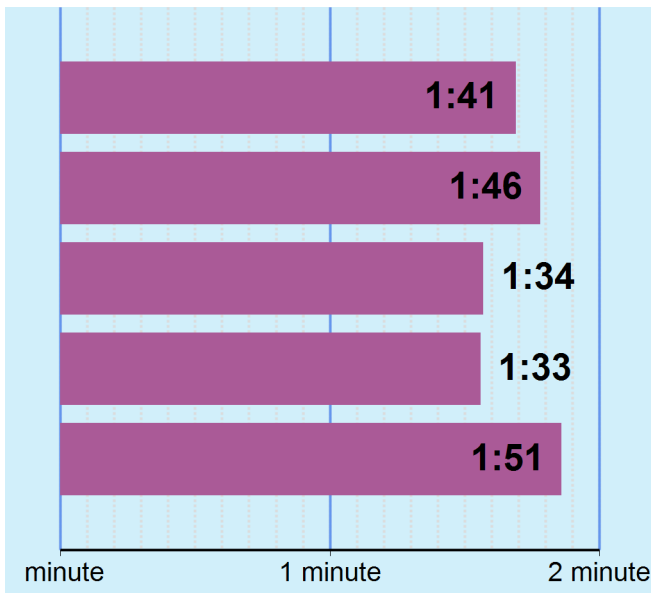
Definition

For all GMAT Exam scores recorded in the past three years the mean time to complete a question in the Quantitative sections is 1:56 minutes.

SUB-SECTION TIME MANAGEMENT

YOUR MEAN RESPONSE TIME PER QUESTION

OVERALL QUANTITATIVE



PROBLEM SOLVING

DATA SUFFICIENCY

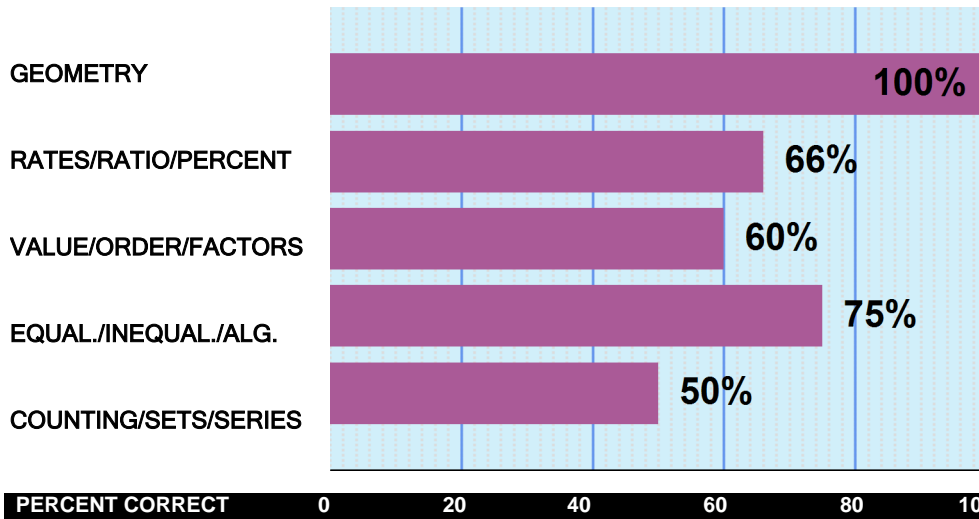
ARITHMETIC

ALGEBRA/GEOMETRY

Your GMAT® Enhanced Score Report

This is NOT an official score report

PERFORMANCE BY FUNDAMENTAL SKILLS



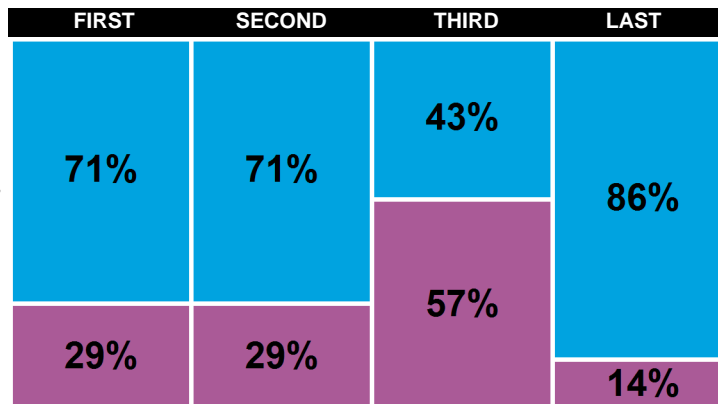
PERCENT CORRECT

YOUR OVERALL QUANTITATIVE SCORE:

48

PERCENT OF QUESTIONS ANSWERED CORRECT/INCORRECT

- CORRECT
- INCORRECT

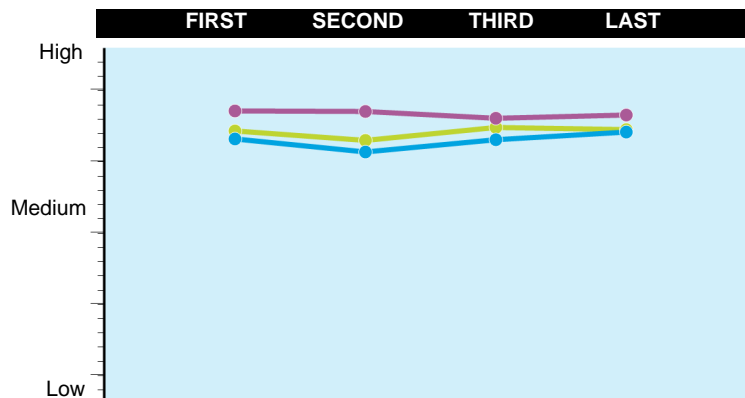


Each section in this graph represents approximately one quarter of the questions in order of presentation.

AVERAGE DIFFICULTY

AVERAGE DIFFICULTY PER QUESTION

- ALL
- CORRECT
- INCORRECT



Each section in this graph represents approximately one quarter of the questions in order of presentation.

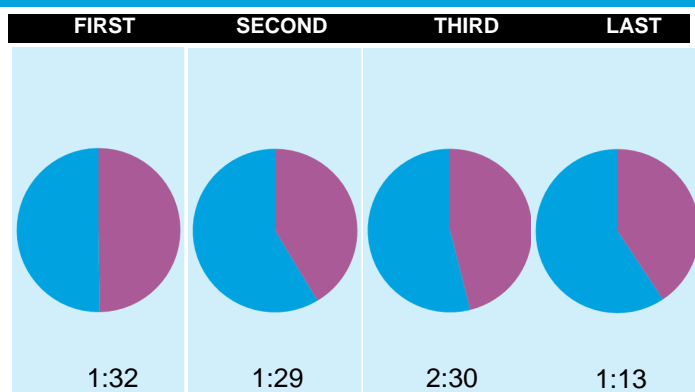
Your GMAT® Enhanced Score Report

This is NOT an official score report

TIME MANAGEMENT

AVERAGE TIME PER RESPONSE

- CORRECT
- INCORRECT



Each section in this graph represents approximately one quarter of the questions in order of presentation.

SUMMARY

- Your Quantitative score of 48 is higher than 63% of GMAT Exam scores recorded in the past three years. The mean score for this section is 42.07.
- Your performance on Problem Solving questions was equivalent to a score of 48. Your score is better than 62% of all sub-section scores recorded in the past three years. The mean for all test takers is 42.07.
- Your performance on Data Sufficiency questions was equivalent to a score of 48. Your score is better than 58% of all sub-section scores recorded in the past three years. The mean for all test takers is 41.97.
- Your performance on Arithmetic questions was equivalent to a score of 46. Your score is better than 48% of all sub-section scores recorded in the past three years. The mean for all test takers is 42.23.
- Your performance on Algebra/Geometry questions was equivalent to a score of 49. Your score is better than 70% of all sub-section scores recorded in the past three years. The mean for all test takers is 41.89.
- Your performance of 100% on Geometry questions is considered Very Strong.
- Your performance of 66% on Rates/Ratio/Percent questions is considered Above Average.
- Your performance of 60% on Value/Order/Factors questions is considered Average.
- Your performance of 75% on Equal./Inequal./Alg. questions is considered Above Average.
- Your performance of 50% on Counting/Sets/Series questions is considered Weak.
- You completed 31 questions in the Quantitative section.
- You responded correctly to 71% of the first set of questions, 71% of the second set of questions, 43% of the third set of questions and 86% of the final set of questions..
- The average difficulty of questions presented to you in the first set of questions was Medium High, the average for the second set of questions was Medium High, the average for the third set of questions was Medium High and was Medium High for the final set of questions.
- The average time it took you to respond to the first set of questions presented was 1:32, the average time for the second set of questions was 1:29, the average time for the third set of questions was 2:30 and 1:13 for the final set of questions.
- Please Note: If you sat for the GMAT exam prior to April 16, 2018 this section contained 37 questions, on or after April 16, 2018 the section consists of 31 questions.