

Your GMAT® Enhanced Score Report

FOR: Tonmoy Baruah | GMAT ID: 100005318956 | Bangalore, India | Dec 23, 2023 | Appt ID: 464608848

This is NOT an official score report

Overall GMAT Exam Performance

YOUR GMAT TOTAL SCORE:

640

61st

PERCENTILE RANKING

0 20 40 60 80 100

YOUR IR SCORE:

4

30th

YOUR VERBAL SCORE:

28

47th

YOUR QUANTITATIVE SCORE:

49

72nd

YOUR AWA SCORE:

-

PERCENTILE RANKING

0 20 40 60 80 100

PERCENTILE RANKINGS COMPARE YOUR PERFORMANCE TO 3 YEARS OF GMAT EXAMS SAMPLE SIZE: 282098

TIME MANAGEMENT BY SECTION

YOUR MEAN RESPONSE TIME PER QUESTION

INTEGRATED REASONING

2:04

VERBAL

1:39

QUANTITATIVE

1:48

minute 1 minute 2 minute

MEAN SCORE

MEAN SCORE:

582.3

(40th percentile)

Definition

The three year mean GMAT Total score is 582.3. This score is better than 40% of GMAT Exam scores recorded in the past three years.

Note: GMAT scores are valid for five years. Even though your score won't change, your percentile ranking may change when compared with a newer pool of applicants. Shifts tend to be gradual over long periods of time.

MEAN TIME

MEAN TIME FOR ALL TEST TAKERS:

1:44 minutes

Definition

For all GMAT Exam scores recorded in the past three years the mean time to complete a question in the Integrated Reasoning, Verbal, and Quantitative sections is 1:44 minutes.

SUMMARY

- Your GMAT Total score of 640 is higher than 61% of GMAT Exam scores recorded in the past three years.
 - Your Integrated Reasoning score of 4 is higher than 30% of GMAT Exam scores recorded in the past three years.
 - Your Verbal score of 28 is higher than 47% of GMAT Exam scores recorded in the past three years.
 - Your Quantitative score of 49 is higher than 72% of GMAT Exam scores recorded in the past three years.
- Your Quantitative score of 49 and your Verbal score of 28 were used to calculate your GMAT Total score. Especially str

Your GMAT® Enhanced Score Report

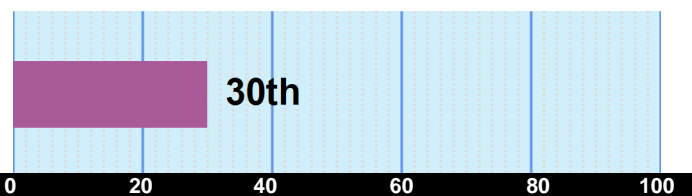
FOR: Tonmoy Baruah | GMAT ID: 100005318956 | Bangalore, India | Dec 23, 2023 | Appt ID: 464608848

This is NOT an official score report

Integrated Reasoning Performance

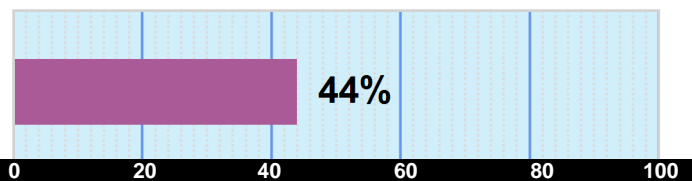
YOUR OVERALL IR SCORE:

4



PERCENT OF QUESTIONS YOU ANSWERED CORRECTLY

44%



PERCENTILE RANKINGS COMPARE YOUR PERFORMANCE TO 3 YEARS OF GMAT EXAMS

TIME MANAGEMENT - INTEGRATED REASONING

YOUR MEAN RESPONSE TIME PER QUESTION

OVERALL SECTION

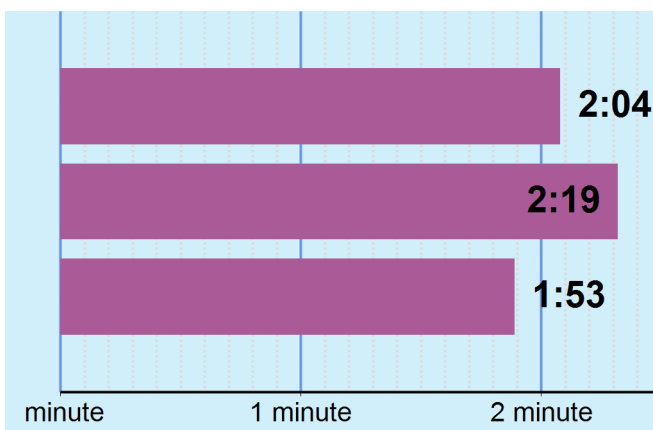
2:04

CORRECT

2:19

INCORRECT

1:53



MEAN SCORE

MEAN SCORE:

4.67

(30th percentile)

Definition

The three year mean GMAT Integrated Reasoning score is 4.7. This score is better than 30% of GMAT Exam scores recorded in the past three years.

Note: GMAT scores are valid for five years. Even though your score won't change, your percentile ranking may change when compared with a newer pool of applicants. Shifts tend to be gradual over long periods of time.

MEAN TIME

MEAN TIME FOR ALL TEST TAKERS:

2:22 minutes

Definition

For all GMAT Exam scores recorded in the past three years the mean time to complete a question in the Integrated Reasoning section is 2:22 minutes.

SUMMARY

- Your Integrated Reasoning score of 4 is higher than 30% of GMAT Exam scores recorded in the past three years. The mean score for this section is 4.67.
- Lack of familiarity with the format of the four item types may negatively impact performance in this section.
- You completed 12 of the 12 questions in the Integrated Reasoning section.

Your GMAT® Enhanced Score Report

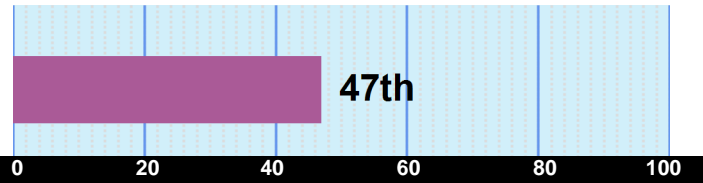
FOR: Tonmoy Baruah | GMAT ID: 100005318956 | Bangalore, India | Dec 23, 2023 | Appt ID: 464608848

This is NOT an official score report

Verbal Section Performance

YOUR OVERALL VERBAL SCORE:

28



MEAN SCORE

MEAN SCORE:

27.80

(42nd percentile)

Definition

The three year mean GMAT Verbal score is 27.8. This score is better than 42% of GMAT Exam scores recorded in the past three years.

Note: GMAT scores are valid for five years. Even though your score won't change, your percentile ranking may change when compared with a newer pool of applicants. Shifts tend to be gradual over long periods of time.

SUB-SECTION RANKINGS

CRITICAL REASONING

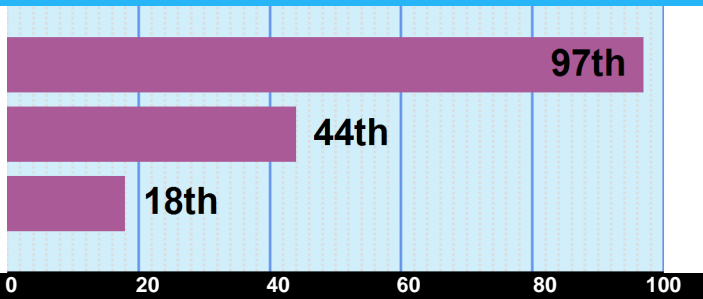
97th

READING COMPREHENSION

44th

SENTENCE CORRECTION

18th



PERCENTILE RANKINGS COMPARE YOUR PERFORMANCE TO 3 YEARS OF GMAT EXAMS SAMPLE SIZE: 282098

SUB-SECTION TIME MANAGEMENT

YOUR MEAN RESPONSE TIME PER QUESTION

OVERALL VERBAL

1:39

CRITICAL REASONING

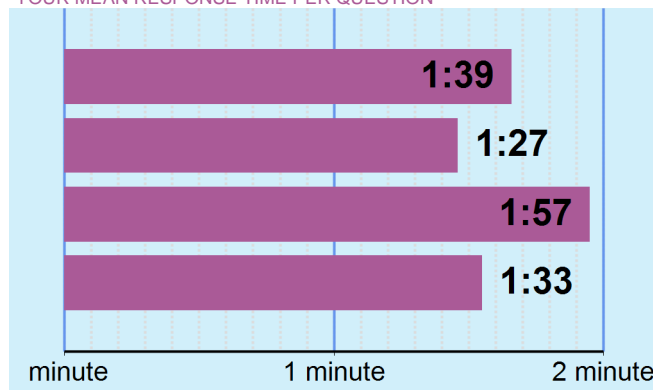
1:27

READING COMPREHENSION

1:57

SENTENCE CORRECTION

1:33



MEAN TIME

MEAN TIME FOR ALL TEST TAKERS:

1:45 minutes

Definition

For all GMAT Exam scores recorded in the past three years the mean time to complete a question in the Verbal section is 1:45 minutes.

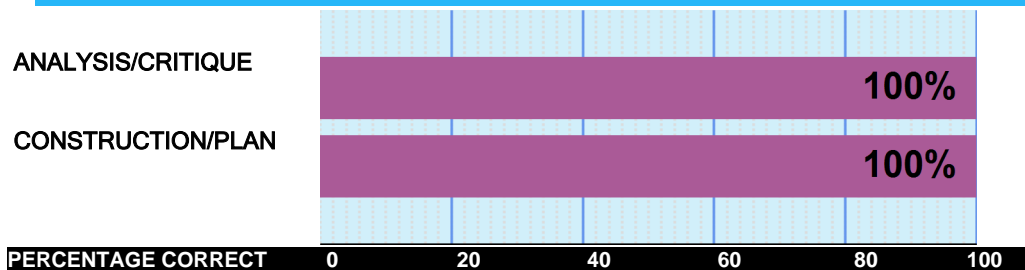
Your GMAT® Enhanced Score Report

FOR: Tonmoy Baruah | GMAT ID: 100005318956 | Bangalore, India | Dec 23, 2023 | Appt ID: 464608848

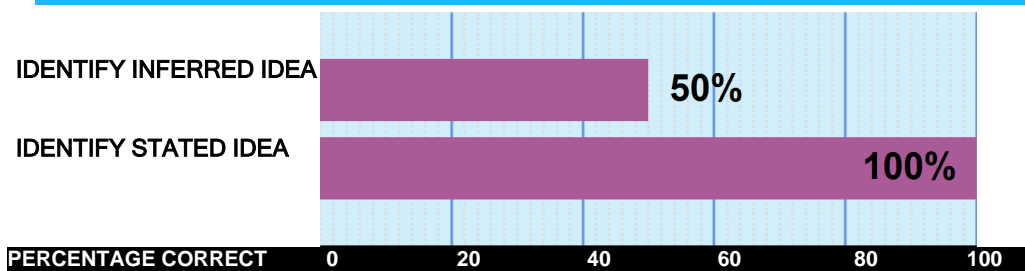
This is NOT an official score report

PERFORMANCE BY FUNDAMENTAL SKILLS

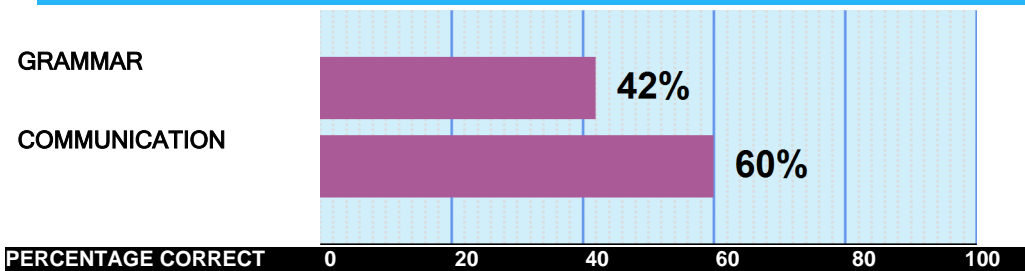
CRITICAL REASONING



READING COMPREHENSION



SENTENCE CORRECTION



Your GMAT® Enhanced Score Report

FOR: Tonmoy Baruah | GMAT ID: 100005318956 | Bangalore, India | Dec 23, 2023 | Appt ID: 464608848

This is NOT an official score report

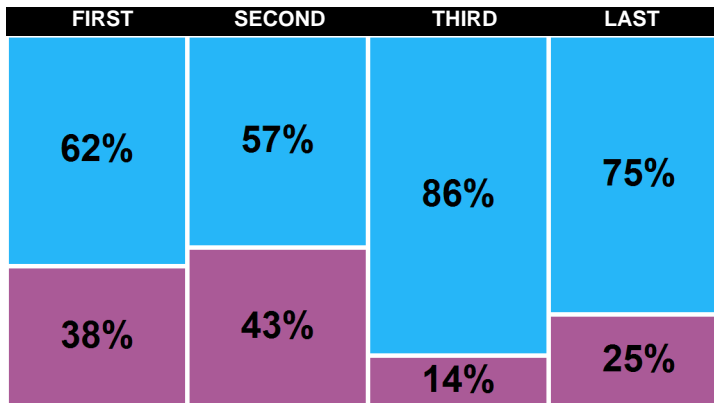
PERCENT CORRECT

YOUR OVERALL VERBAL SCORE:

28

PERCENT OF QUESTIONS ANSWERED CORRECT/INCORRECT

- CORRECT
- INCORRECT

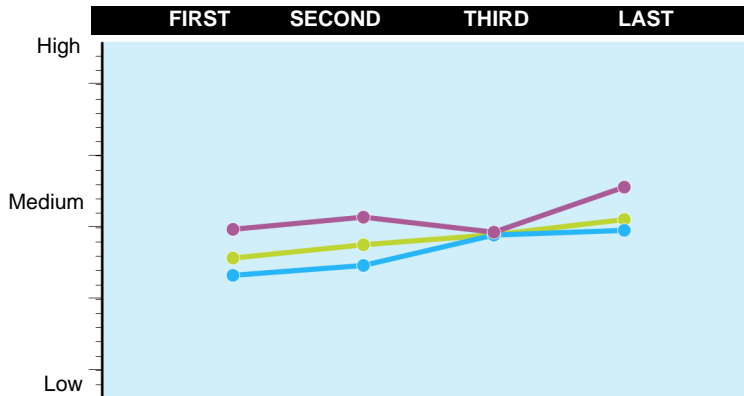


"Each section in this graph represents approximately one quarter of the questions in order of presentation."

AVERAGE DIFFICULTY

AVERAGE DIFFICULTY PER QUESTION

- ALL
- CORRECT
- INCORRECT

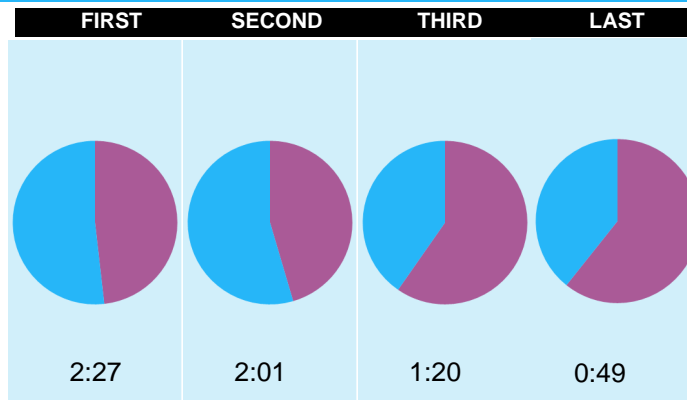


"Each section in this graph represents approximately one quarter of the questions in order of presentation."

PERFORMANCE OVER TIME

AVERAGE TIME PER RESPONSE

- CORRECT
- INCORRECT



"Each section in this graph represents approximately one quarter of the questions in order of presentation."

Your GMAT® Enhanced Score Report

FOR: Tonmoy Baruah | GMAT ID: 100005318956 | Bangalore, India | Dec 23, 2023 | Appt ID: 464608848

This is NOT an official score report

SUMMARY

- Your Verbal score of 28 is higher than 47% of GMAT Exam scores recorded in the past three years. The mean score for this section is 27.8.
- Your performance on Critical Reasoning questions was equivalent to a score of 51, which is better than 97% of GMAT Exam scores recorded in the past three years. The mean score for this sub-section is 28.22.
 - Your performance of 100% on Analysis/Critique questions is considered Very Strong.
 - Your performance of 100% on Construction/Plan questions is considered Very Strong.
- Your performance on Reading Comprehension questions was equivalent to a score of 27, which is better than 44% of GMAT Exam scores recorded in the past three years. The mean score for this sub-section is 27.78.
 - Your performance of 50% on Identify Inferred Idea questions is considered Weak.
 - Your performance of 100% on Identify Stated Idea questions is considered Very Strong.
- Your performance on Sentence Correction questions was equivalent to a score of 19, which is better than 18% of GMAT Exam scores recorded in the past three years. The mean score for this sub-section is 28.17.
 - Your performance of 42% on Grammar questions is considered Weak.
 - Your performance of 60% on Communication questions is considered Average.
- You completed 36 questions in the Verbal section.
- You responded correctly to 63% of the first set of questions, 57% of the second set of questions, 86% of the third set of questions and 75% of the final set of questions.
- The average difficulty of questions presented to you in the first set of questions was Medium, the average for the second set of questions was Medium, the average for the third set of questions was Medium and was Medium for the final set of questions.
- The average time it took you to respond to the first set of questions presented was 2:27, the average time for the second set of questions was 2:01, the average time for the third set of questions was 1:20 and 0:49 for the final set of questions.
- Please Note: If you sat for the GMAT exam prior to April 16, 2018 this section contained 41 questions, on or after April 16, 2018 the section consists of 36 questions.

Your GMAT® Enhanced Score Report

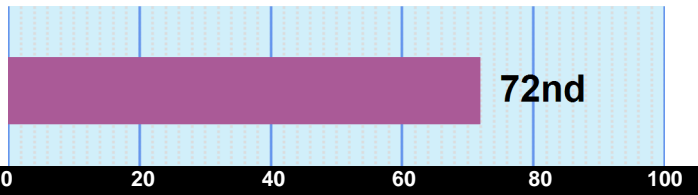
FOR: Tonmoy Baruah | GMAT ID: 100005318956 | Bangalore, India | Dec 23, 2023 | Appt ID: 464608848

This is NOT an official score report

Quantitative Section Performance

YOUR OVERALL
QUANTITATIVE SCORE:

49



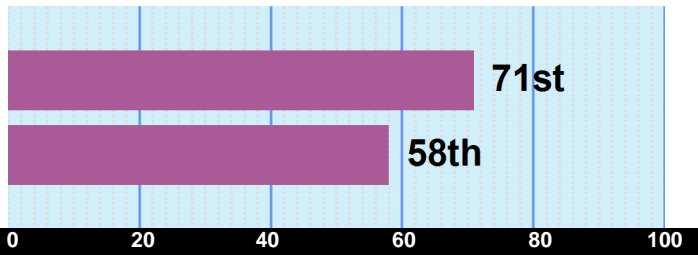
SUB-SECTION RANKINGS

PROBLEM SOLVING

71st

DATA SUFFICIENCY

58th

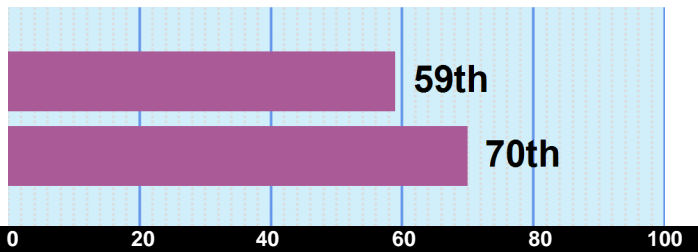


ARITHMETIC

59th

ALGEBRA/GEOMETRY

70th



PERCENTILE RANKINGS COMPARE YOUR PERFORMANCE TO 3 YEARS OF GMAT EXAMS | SAMPLE SIZE: 282098

SUB-SECTION TIME MANAGEMENT

YOUR MEAN RESPONSE TIME PER QUESTION

OVERALL QUANTITATIVE

1:48

PROBLEM SOLVING

1:35

DATA SUFFICIENCY

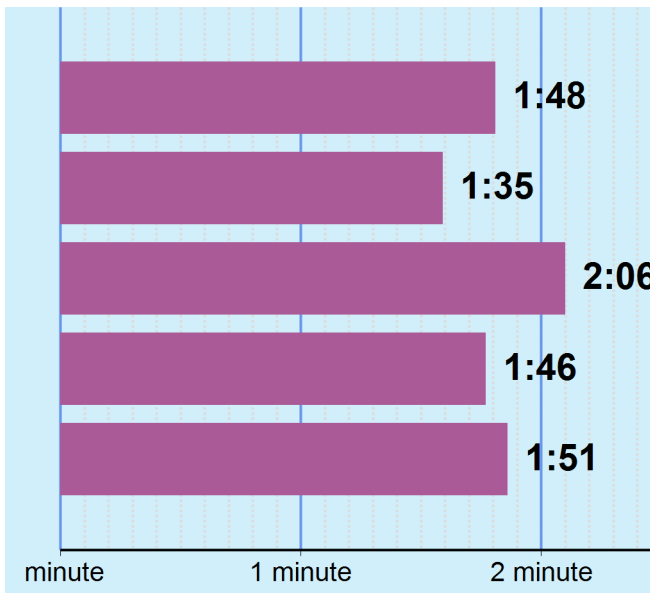
2:06

ARITHMETIC

1:46

ALGEBRA/GEOMETRY

1:51



MEAN SCORE

MEAN SCORE:

42.07

(33rd percentile)

Definition

The three year mean GMAT Quantitative score is 42.1. This score is better than 33% of GMAT Exam scores recorded in the past three years.

Note: GMAT scores are valid for five years. Even though your score won't change, your percentile ranking may change when compared with a newer pool of applicants. Shifts tend to be gradual over long periods of time.

MEAN TIME

MEAN TIME FOR ALL
TEST TAKERS:

1:56 minutes

Definition

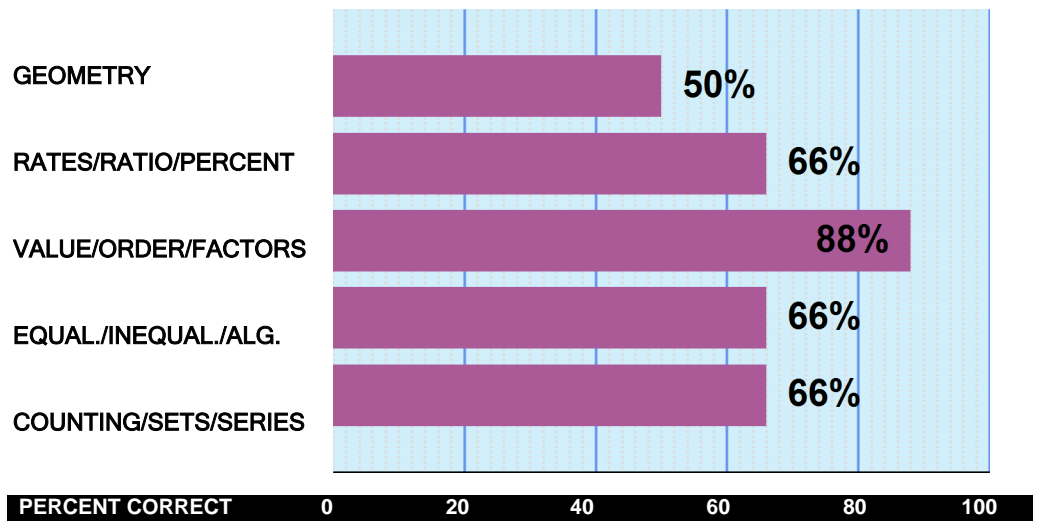
For all GMAT Exam scores recorded in the past three years the mean time to complete a question in the Quantitative sections is 1:56 minutes.

Your GMAT® Enhanced Score Report

FOR: Tonmoy Baruah | GMAT ID: 100005318956 | Bangalore, India | Dec 23, 2023 | Appt ID: 464608848

This is NOT an official score report

PERFORMANCE BY FUNDAMENTAL SKILLS



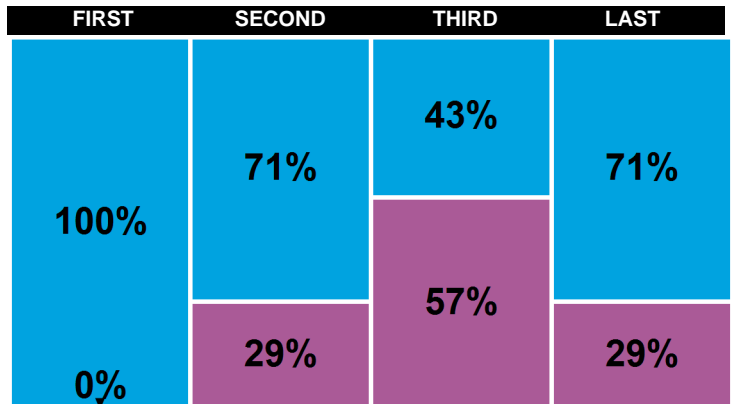
PERCENT CORRECT

YOUR OVERALL QUANTITATIVE SCORE:

49

PERCENT OF QUESTIONS ANSWERED CORRECT/INCORRECT

- CORRECT
- INCORRECT

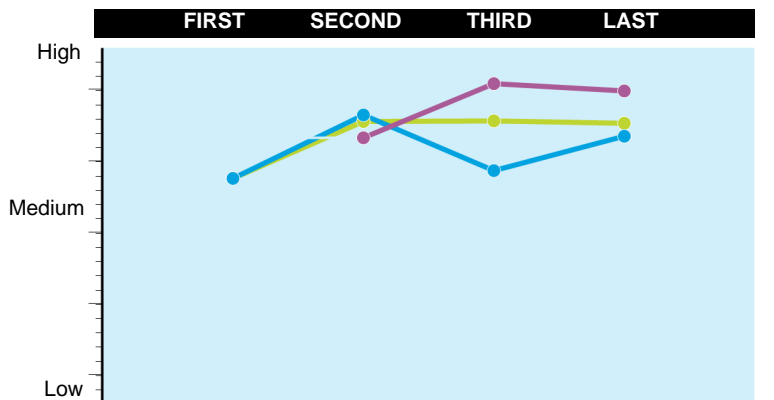


Each section in this graph represents approximately one quarter of the questions in order of presentation.

AVERAGE DIFFICULTY

AVERAGE DIFFICULTY PER QUESTION

- ALL
- CORRECT
- INCORRECT



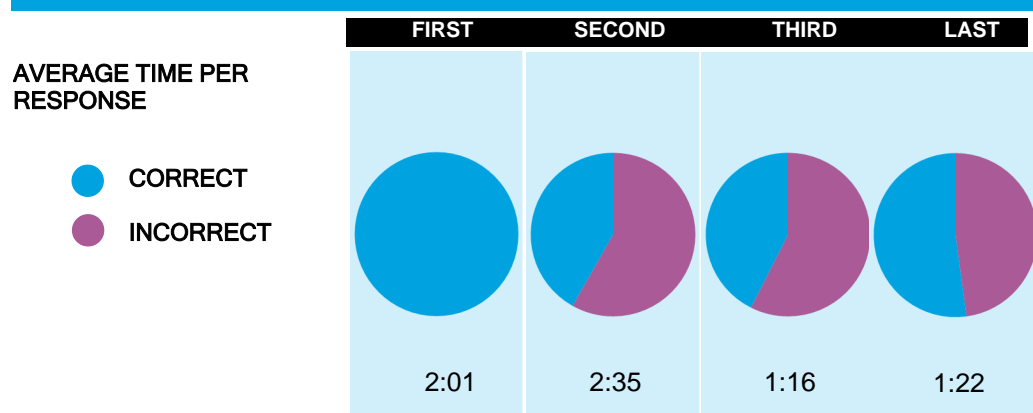
Each section in this graph represents approximately one quarter of the questions in order of presentation.

Your GMAT® Enhanced Score Report

FOR: Tonmoy Baruah | GMAT ID: 100005318956 | Bangalore, India | Dec 23, 2023 | Appt ID: 464608848

This is NOT an official score report

TIME MANAGEMENT



Each section in this graph represents approximately one quarter of the questions in order of presentation.

SUMMARY

- Your Quantitative score of 49 is higher than 72% of GMAT Exam scores recorded in the past three years. The mean score for this section is 42.07.
- Your performance on Problem Solving questions was equivalent to a score of 49. Your score is better than 71% of all sub-section scores recorded in the past three years. The mean for all test takers is 42.07.
- Your performance on Data Sufficiency questions was equivalent to a score of 48. Your score is better than 58% of all sub-section scores recorded in the past three years. The mean for all test takers is 41.97.
- Your performance on Arithmetic questions was equivalent to a score of 48. Your score is better than 59% of all sub-section scores recorded in the past three years. The mean for all test takers is 42.23.
- Your performance on Algebra/Geometry questions was equivalent to a score of 49. Your score is better than 70% of all sub-section scores recorded in the past three years. The mean for all test takers is 41.89.
- Your performance of 50% on Geometry questions is considered Weak.
- Your performance of 66% on Rates/Ratio/Percent questions is considered Above Average.
- Your performance of 88% on Value/Order/Factors questions is considered Strong.
- Your performance of 66% on Equal./Inequal./Alg. questions is considered Above Average.
- Your performance of 66% on Counting/Sets/Series questions is considered Above Average.
- You completed 31 questions in the Quantitative section.
- You responded correctly to 100% of the first set of questions, 71% of the second set of questions, 43% of the third set of questions and 71% of the final set of questions..
- The average difficulty of questions presented to you in the first set of questions was Medium, the average for the second set of questions was Medium High, the average for the third set of questions was Medium High and was Medium High for the final set of questions.
- The average time it took you to respond to the first set of questions presented was 2:01, the average time for the second set of questions was 2:35, the average time for the third set of questions was 1:16 and 1:22 for the final set of questions.
- Please Note: If you sat for the GMAT exam prior to April 16, 2018 this section contained 37 questions, on or after April 16, 2018 the section consists of 31 questions.

Your GMAT® Enhanced Score Report

FOR: Tonmoy Baruah | GMAT ID: 100005318956 | Bangalore, India | Dec 23, 2023 | Appt ID: 464608848

This is NOT an official score report

AWA Section Performance

This report is created before your Analytical Writing Essay is scored and will appear within 24 hours of the exam scores being made official. If the score has been cancelled for any reason, the information will not appear in the Enhanced Score Report.