

Your GMAT® Enhanced Score Report

20

This is NOT an official score report

Overall GMAT Exam Performance

YOUR GMAT TOTAL SCORE:

650

68th

PERCENTILE RANKING

0 20 40 60 80 100

YOUR IR SCORE:

5

46th

YOUR VERBAL SCORE:

36

78th

YOUR QUANTITATIVE SCORE:

43

38th

YOUR AWA SCORE:

-

PERCENTILE RANKING

0 20 40 60 80 100

PERCENTILE RANKINGS COMPARE YOUR PERFORMANCE TO 3 YEARS OF GMAT EXAMS SAMPLE SIZE: 282098

TIME MANAGEMENT BY SECTION

YOUR MEAN RESPONSE TIME PER QUESTION

INTEGRATED REASONING

2:33

VERBAL

1:43

QUANTITATIVE

1:49

minute 1 minute 2 minute 3 minute

MEAN SCORE

MEAN SCORE:

582.3

(40th percentile)

Definition

The three year mean GMAT Total score is 582.3. This score is better than 40% of GMAT Exam scores recorded in the past three years.

Note: GMAT scores are valid for five years. Even though your score won't change, your percentile ranking may change when compared with a newer pool of applicants. Shifts tend to be gradual over long periods of time.

MEAN TIME

MEAN TIME FOR ALL TEST TAKERS:

1:44 minutes

Definition

For all GMAT Exam scores recorded in the past three years the mean time to complete a question in the Integrated Reasoning, Verbal, and Quantitative sections is 1:44 minutes.

SUMMARY

- Your GMAT Total score of 650 is higher than 68% of GMAT Exam scores recorded in the past three years.
 - Your Integrated Reasoning score of 5 is higher than 46% of GMAT Exam scores recorded in the past three years.
 - Your Verbal score of 36 is higher than 78% of GMAT Exam scores recorded in the past three years.
 - Your Quantitative score of 43 is higher than 38% of GMAT Exam scores recorded in the past three years.
- Your Quantitative score of 43 and your Verbal score of 36 were used to calculate your GMAT Total score. Especially str

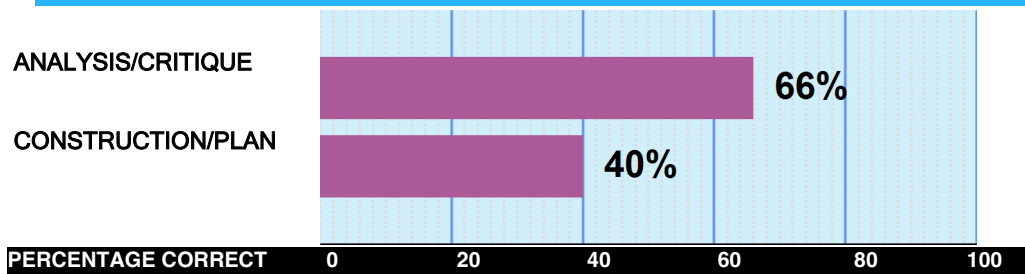
Your GMAT® Enhanced Score Report

FOR: Soumyadeep Pal |

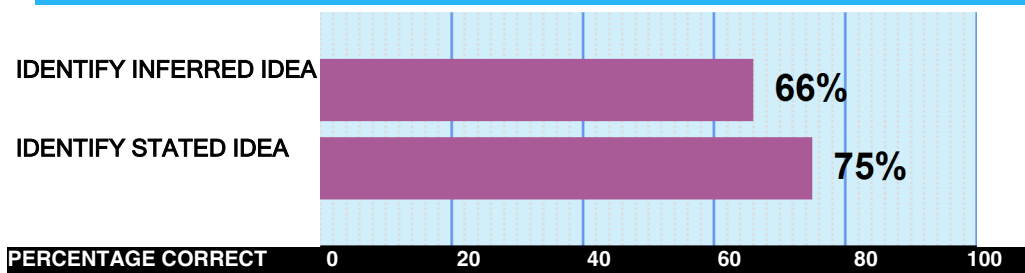
This is NOT an official score report

PERFORMANCE BY FUNDAMENTAL SKILLS

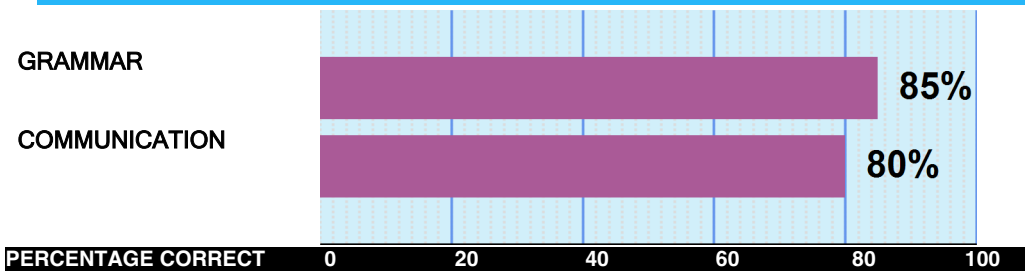
CRITICAL REASONING



READING COMPREHENSION



SENTENCE CORRECTION



Your GMAT® Enhanced Score Report

This is NOT an official score report

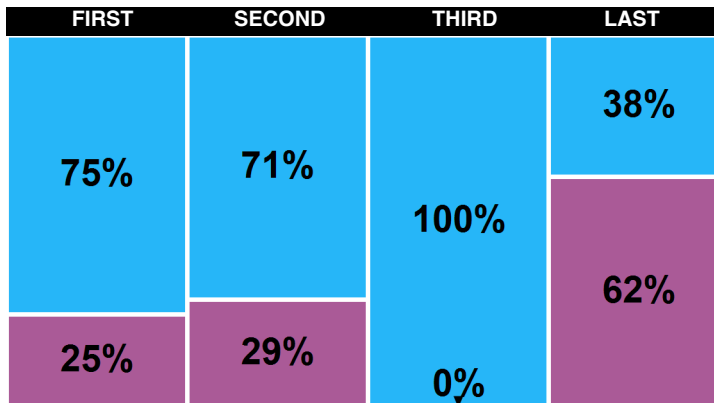
PERCENT CORRECT

YOUR OVERALL VERBAL SCORE:

36

PERCENT OF QUESTIONS ANSWERED CORRECT/INCORRECT

- CORRECT
- INCORRECT

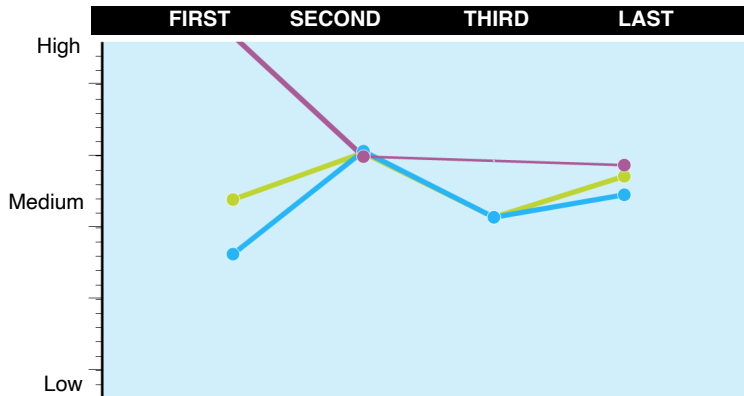


"Each section in this graph represents approximately one quarter of the questions in order of presentation."

AVERAGE DIFFICULTY

AVERAGE DIFFICULTY PER QUESTION

- ALL
- CORRECT
- INCORRECT

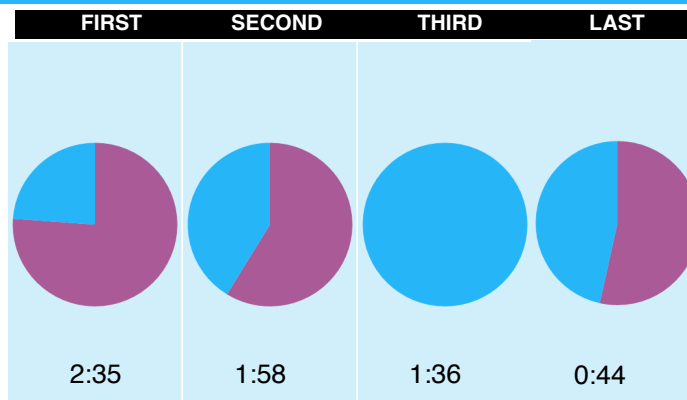


"Each section in this graph represents approximately one quarter of the questions in order of presentation."

PERFORMANCE OVER TIME

AVERAGE TIME PER RESPONSE

- CORRECT
- INCORRECT



"Each section in this graph represents approximately one quarter of the questions in order of presentation."

Your GMAT® Enhanced Score Report

FOR: Soumyadeep Pal | GMAT ID: 100003962127 | Gurugram, India | Dec 14, 2023 | Appt ID: 464976103

This is NOT an official score report

SUMMARY

- Your Verbal score of 36 is higher than 78% of GMAT Exam scores recorded in the past three years. The mean score for this section is 27.8.
- Your performance on Critical Reasoning questions was equivalent to a score of 31, which is better than 55% of GMAT Exam scores recorded in the past three years. The mean score for this sub-section is 28.22.
 - Your performance of 66% on Analysis/Critique questions is considered Above Average.
 - Your performance of 40% on Construction/Plan questions is considered Weak.
- Your performance on Reading Comprehension questions was equivalent to a score of 40, which is better than 84% of GMAT Exam scores recorded in the past three years. The mean score for this sub-section is 27.78.
 - Your performance of 66% on Identify Inferred Idea questions is considered Above Average.
 - Your performance of 75% on Identify Stated Idea questions is considered Above Average.
- Your performance on Sentence Correction questions was equivalent to a score of 44, which is better than 95% of GMAT Exam scores recorded in the past three years. The mean score for this sub-section is 28.17.
 - Your performance of 85% on Grammar questions is considered Strong.
 - Your performance of 80% on Communication questions is considered Above Average.
- You completed 36 questions in the Verbal section.
- You responded correctly to 75% of the first set of questions, 71% of the second set of questions, 100% of the third set of questions and 38% of the final set of questions.
- The average difficulty of questions presented to you in the first set of questions was Medium, the average for the second set of questions was Medium High, the average for the third set of questions was Medium and was Medium for the final set of questions.
- The average time it took you to respond to the first set of questions presented was 2:35, the average time for the second set of questions was 1:58, the average time for the third set of questions was 1:36 and 0:44 for the final set of questions.
- Please Note: If you sat for the GMAT exam prior to April 16, 2018 this section contained 41 questions, on or after April 16, 2018 the section consists of 36 questions.

Your GMAT® Enhanced Score Report

FOR: Soumyadeep Pal | GMAT ID: 100003962127 | Gurugram, India | Dec 14, 2023 | Appt ID: 464976103

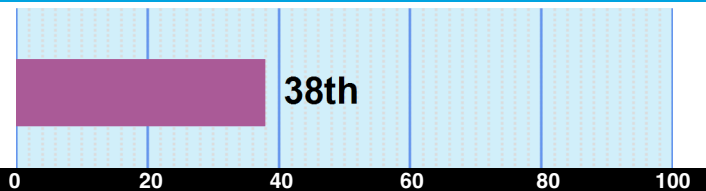
This is NOT an official score report

Quantitative Section Performance

YOUR OVERALL
QUANTITATIVE SCORE:

43

PERCENTILE RANKING



MEAN SCORE

MEAN SCORE:

42.07

(33rd percentile)

Definition

The three year mean GMAT Quantitative score is 42.1. This score is better than 33% of GMAT Exam scores recorded in the past three years.

Note: GMAT scores are valid for five years. Even though your score won't change, your percentile ranking may change when compared with a newer pool of applicants. Shifts tend to be gradual over long periods of time.

SUB-SECTION RANKINGS

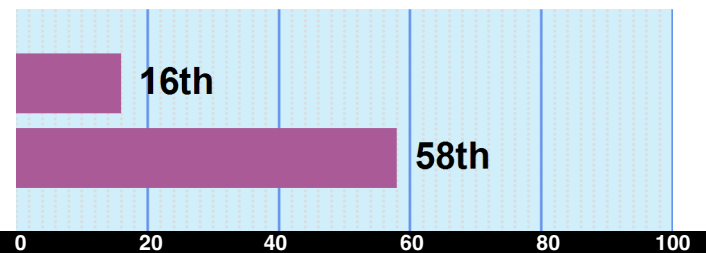
PROBLEM SOLVING

16th

DATA SUFFICIENCY

58th

PERCENTILE RANKING



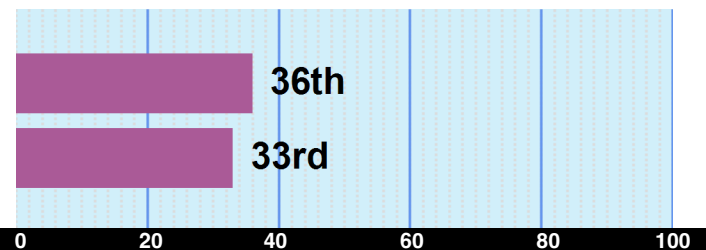
ARITHMETIC

36th

ALGEBRA/GEOMETRY

33rd

PERCENTILE RANKING



PERCENTILE RANKINGS COMPARE YOUR PERFORMANCE TO 3 YEARS OF GMAT EXAMS SAMPLE SIZE: 282098

SUB-SECTION TIME MANAGEMENT

YOUR MEAN RESPONSE TIME PER QUESTION

OVERALL QUANTITATIVE

1:49

PROBLEM SOLVING

1:52

DATA SUFFICIENCY

1:45

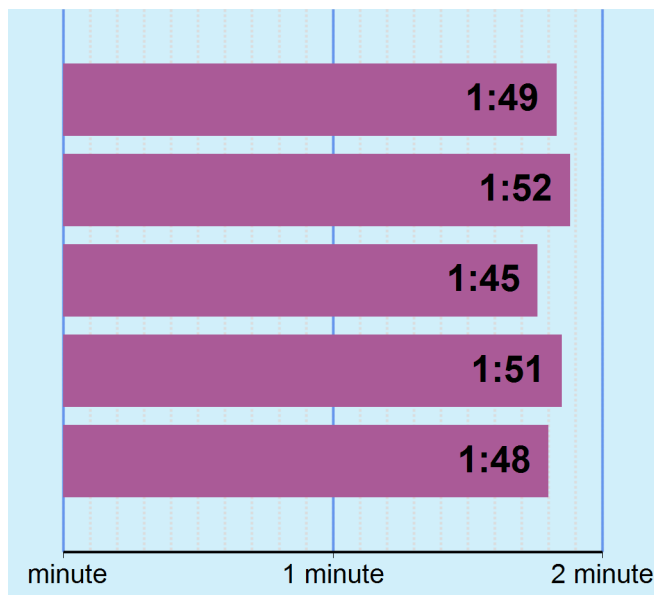
ARITHMETIC

1:51

ALGEBRA/GEOMETRY

1:48

minute 1 minute 2 minute



MEAN TIME

MEAN TIME FOR ALL
TEST TAKERS:

1:56 minutes

Definition

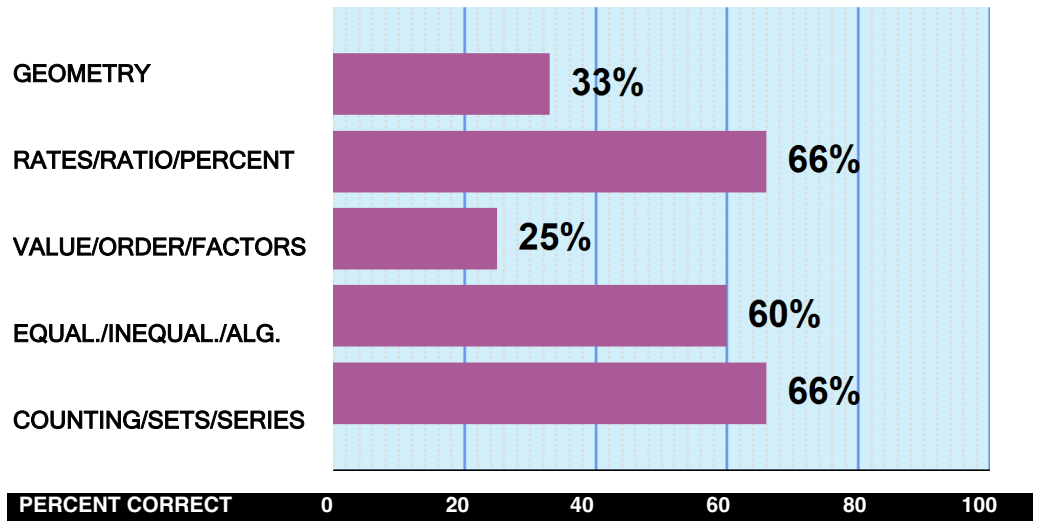
For all GMAT Exam scores recorded in the past three years the mean time to complete a question in the Quantitative sections is 1:56 minutes.

Your GMAT® Enhanced Score Report

FOR: Soumyadeep Pal | GMAT ID: 100003962127 | Gurugram, India | Dec 14, 2023 | Appt ID: 464976103

This is NOT an official score report

PERFORMANCE BY FUNDAMENTAL SKILLS



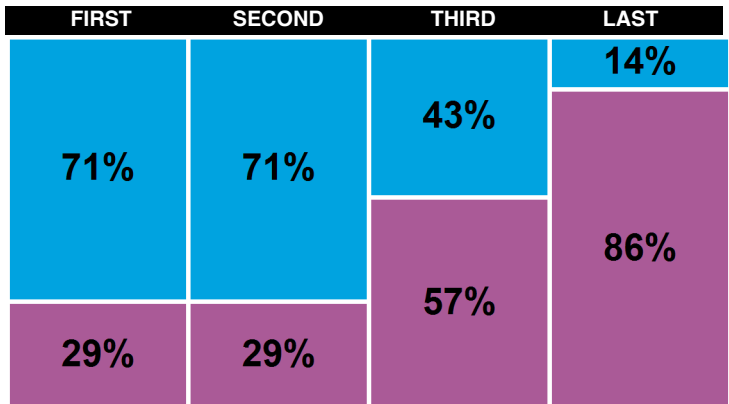
PERCENT CORRECT

YOUR OVERALL QUANTITATIVE SCORE:

43

PERCENT OF QUESTIONS ANSWERED CORRECT/INCORRECT

- CORRECT
- INCORRECT

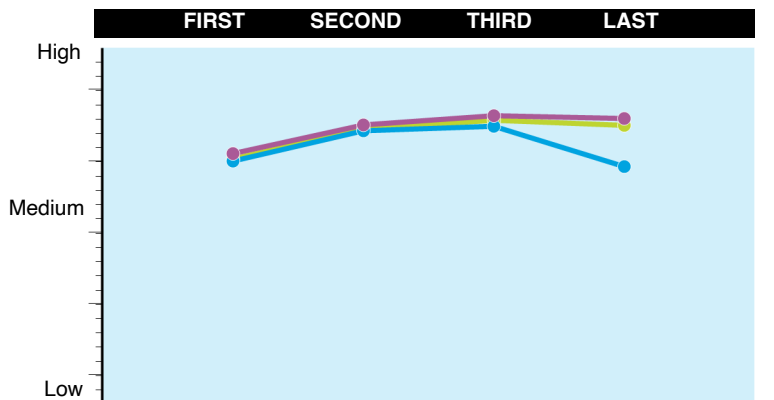


Each section in this graph represents approximately one quarter of the questions in order of presentation.

AVERAGE DIFFICULTY

AVERAGE DIFFICULTY PER QUESTION

- ALL
- CORRECT
- INCORRECT



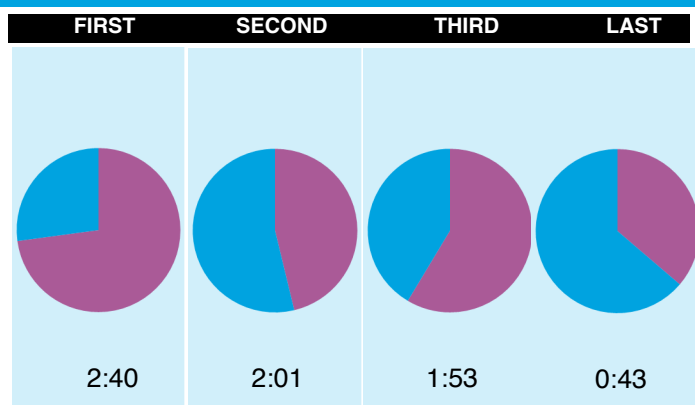
Each section in this graph represents approximately one quarter of the questions in order of presentation.

This is NOT an official score report

TIME MANAGEMENT

AVERAGE TIME PER RESPONSE

- CORRECT
- INCORRECT



Each section in this graph represents approximately one quarter of the questions in order of presentation.

SUMMARY

- Your Quantitative score of 43 is higher than 38% of GMAT Exam scores recorded in the past three years. The mean score for this section is 42.07.
- Your performance on Problem Solving questions was equivalent to a score of 34. Your score is better than 16% of all sub-section scores recorded in the past three years. The mean for all test takers is 42.07.
- Your performance on Data Sufficiency questions was equivalent to a score of 48. Your score is better than 58% of all sub-section scores recorded in the past three years. The mean for all test takers is 41.97.
- Your performance on Arithmetic questions was equivalent to a score of 43. Your score is better than 36% of all sub-section scores recorded in the past three years. The mean for all test takers is 42.23.
- Your performance on Algebra/Geometry questions was equivalent to a score of 42. Your score is better than 33% of all sub-section scores recorded in the past three years. The mean for all test takers is 41.89.
- Your performance of 33% on Geometry questions is considered Weak.
- Your performance of 66% on Rates/Ratio/Percent questions is considered Above Average.
- Your performance of 25% on Value/Order/Factors questions is considered Very Weak.
- Your performance of 60% on Equal./Inequal./Alg. questions is considered Average.
- Your performance of 66% on Counting/Sets/Series questions is considered Above Average.
- You completed 31 questions in the Quantitative section.
- You responded correctly to 71% of the first set of questions, 71% of the second set of questions, 43% of the third set of questions and 14% of the final set of questions..
- The average difficulty of questions presented to you in the first set of questions was Medium High, the average for the second set of questions was Medium High, the average for the third set of questions was Medium High and was Medium High for the final set of questions.
- The average time it took you to respond to the first set of questions presented was 2:40, the average time for the second set of questions was 2:01, the average time for the third set of questions was 1:53 and 0:43 for the final set of questions.
- Please Note: If you sat for the GMAT exam prior to April 16, 2018 this section contained 37 questions, on or after April 16, 2018 the section consists of 31 questions.

Your GMAT® Enhanced Score Report

FOR: Soumyadeep Pal | GMAT ID: 100003962127 | Gurugram, India | Dec 14, 2023 | Appt ID: 464976103

This is NOT an official score report

AWA Section Performance

This report is created before your Analytical Writing Essay is scored and will appear within 24 hours of the exam scores being made official. If the score has been cancelled for any reason, the information will not appear in the Enhanced Score Report.