

TEST 2 OVERVIEW

TESTS HOME

SECTION	SCALED SCORE	ESTIMATED PERCENTILE	ATTEMPTED	CORRECT	LIST OF QUESTIONS
Data Insights	74	45%	20 out of 20	10	Review
Quantitative	88	95%	21 out of 21	20	Review
Verbal	83	86%	23 out of 23	20	Review
TOTAL	645	89%	--	--	REVIEW THE COMPLETE TEST

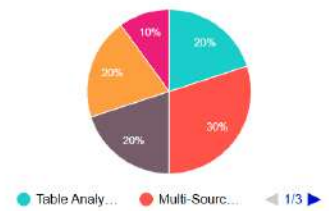
DATA INSIGHTS

ATTEMPTS	CORRECT	COULD NOT ATTEMPT	ACCURACY	TIME TAKEN	TIME PER QUESTION
20 out of 20	10	0	50%	44:59	02:15

QUESTION TYPE	CORRECT ATTEMPTS	TOTAL ATTEMPTS	ACCURACY	TIME TAKEN	TIME PER QUESTION
Table Analysis	0	2	0%	06:35	03:18
Multi-Source Reasoning	3	6	50%	10:02	01:40
Two Part Analysis	2	4	50%	14:57	03:44
Data Sufficiency	3	5	60%	08:02	01:36
Graphics Interpretation	2	3	67%	05:23	01:48

Q#		TIME TAKEN	RUNNING TIME	TYPE	DIFFICULTY	GUESS	REVIEW
1	✓	04:00	41:00	Two Part Analysis	Easy		
2	✗	03:02	37:58	Data Sufficiency	Difficult	🚩	🚩
3	✓	03:19	34:39	Graphics Interpretation	Easy		
4	✗	05:22	29:17	Table Analysis	Difficult		
5	✓	04:17	25:00	Two Part Analysis	Medium		
6	✓	04:46	20:14	Multi Source Reasoning	Difficult		
7	✗	03:00	17:14	Multi Source Reasoning	Difficult		🚩
8	✓	01:49	15:25	Multi Source Reasoning	Difficult		
9	✗	03:59	11:26	Two Part Analysis	Medium		🚩
10	✓	01:17	10:09	Data Sufficiency	Medium		
11	✓	01:05	9:04	Graphics Interpretation	Difficult		
12	✓	02:14	6:50	Data Sufficiency	Difficult		
13	✓	01:08	5:42	Data Sufficiency	Easy		
14	✗	01:12	4:30	Table Analysis	Easy		
15	✗	00:09	4:21	Multi Source Reasoning	Medium		
16	✓	00:09	4:12	Multi Source Reasoning	Medium		
17	✗	00:09	4:03	Multi Source Reasoning	Medium		
18	✗	02:40	1:23	Two Part Analysis	Difficult		
19	✗	00:58	0:25	Graphics Interpretation	Medium		
20	✗	00:20	0:05	Data Sufficiency	Difficult		

Mistakes: Data Insights



Accuracy



Graphics Interpretation

[REVIEW THE DI SECTION](#)

QUANTITATIVE

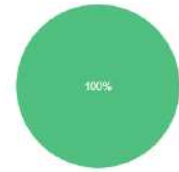
Mistakes: Quant

ATTEMPTS	CORRECT	COULD NOT ATTEMPT	ACCURACY	TIME TAKEN	TIME PER QUESTION
21 out of 21	20	0	95%	42:43	02:02

TYPE	CORRECT ATTEMPTS	TOTAL ATTEMPTS	ACCURACY	TIME TAKEN	TIME PER QUESTION
Problem Solving	20	21	95%	42:43	02:02

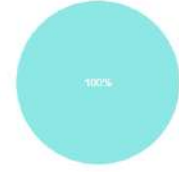
TOPIC	CORRECT ATTEMPTS	TOTAL ATTEMPTS	ACCURACY	TIME TAKEN	TIME PER QUESTION
Functions	1	2	50%	04:12	02:06
Ratios and Proportion	1	2	50%	04:26	02:13
Numbers	5	6	83%	14:14	02:22
Algebraic Equations	4	4	100%	08:03	02:01
Algebraic Inequalities	1	1	100%	02:15	02:15
Percentages and Mixtures	3	3	100%	04:03	01:21
Permutations and Combinations	1	1	100%	01:29	01:29
Probability	1	1	100%	01:56	01:56
Sets	1	1	100%	02:28	02:28
Statistics	1	1	100%	01:24	01:24
Time Speed and Work	1	1	100%	02:23	02:23

Q#	TIME TAKEN	RUNNING TIME	QUESTION TYPE	WORD PROBLEM	TOPIC	DIFFICULTY	GUESS	REVIEW
1	02:14	42:46	PS	No	Algebraic Inequalities	Difficult		
2	02:59	39:47	PS	Yes	Numbers	Difficult		
3	02:53	36:54	PS	No	Functions	Medium		
4	01:37	35:17	PS	Yes	Percentages and Mixtures	Medium		
5	00:24	34:53	PS	No	Numbers	Easy		
6	02:28	32:25	PS	Yes	Sets	Difficult		
7	01:24	31:01	PS	No	Statistics	Medium		
8	02:14	28:47	PS	Yes	Algebraic Equations	Medium		
9	00:56	27:51	PS	Yes	Percentages and Mixtures	Medium		
10	02:16	25:35	PS	No	Algebraic Equations	Difficult		
11	01:23	24:12	PS	No	Numbers	Medium		
12	01:04	23:08	PS	No	Algebraic Equations	Easy		
13	03:17	19:51	PS	Yes	Ratios and Proportion	Medium		
14	02:23	17:28	PS	Yes	Time Speed and Work	Medium		
15	04:19	13:09	PS	No	Numbers	Medium		
16	01:19	11:50	PS	No	Functions	Medium		
17	01:56	9:54	PS	Yes	Probability	Medium		
18	02:28	7:26	PS	Yes	Algebraic Equations	Easy		
19	01:28	5:58	PS	Yes	Permutations and Combinations	Difficult		
20	02:06	3:52	PS	No	Numbers	Medium		
21	01:28	2:24	PS	Yes	Percentages and Mixtures	Medium		



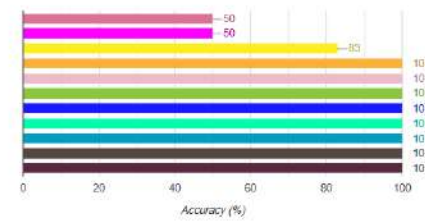
● Problem Solving

Mistakes: Word Problems



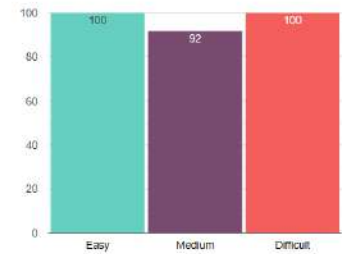
● Others

Topicwise Accuracy: Quant

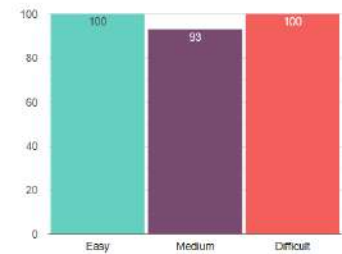


- Functions
- Ratios and Proportion
- Numbers
- Algebraic Equations
- Algebraic Inequalities
- Percentages and Mixtures
- Permutations and Combinations
- Probability
- Sets
- Statistics
- Time Speed and Work

Difficulty Vs. Accuracy: Quant

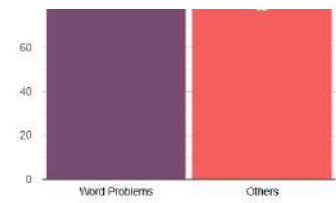


Difficulty Vs. Accuracy: PS



Accuracy





Review the Quantitative Section

VERBAL

ATTEMPTS	CORRECT	COULD NOT ATTEMPT	ACCURACY	TIME TAKEN	TIME PER QUESTION
23 out of 23	20	0	87%	45:02	01:57

TYPE	CORRECT ATTEMPTS	TOTAL ATTEMPTS	ACCURACY	TIME TAKEN	TIME PER QUESTION
Critical Reasoning	8	10	80%	21:39	02:10
Reading Comprehension	12	13	92%	23:23	01:48

CRITICAL REASONING

QUESTION TOPICS	CORRECT ATTEMPTS	TOTAL ATTEMPTS	ACCURACY	TIME TAKEN	TIME PER QUESTION
Assumption	1	2	50%	05:20	02:40
Strengthening	1	2	50%	05:08	02:34
Boldface	1	1	100%	03:49	03:49
Explanation	1	1	100%	02:45	02:45
Inference	2	2	100%	03:26	01:43
Para Completion	1	1	100%	00:20	00:20
Weakening	1	1	100%	00:51	00:51

READING COMPREHENSION

CONTEXT OF PASSAGE	CORRECT ATTEMPTS	TOTAL ATTEMPTS	ACCURACY	TIME TAKEN	TIME PER QUESTION
Business & Economics	5	6	83%	11:09	01:52
Humanities	3	3	100%	08:17	02:46
Science	4	4	100%	03:57	00:59

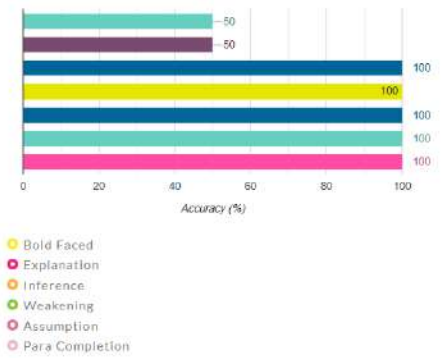
TYPE OF QUESTION	CORRECT ATTEMPTS	TOTAL ATTEMPTS	ACCURACY	TIME TAKEN	TIME PER QUESTION
Structure	3	4	75%	08:27	02:07
Fact	4	4	100%	03:26	00:52
Inference	5	5	100%	11:30	02:18

Q#		TIME TAKEN	RUNNING TIME	QUESTION TYPE	TOPIC	DIFFICULTY	GUESS	REVIEW
1	✓	02:14	42:46	CR	Assumption	Medium	👍	👍
2	✗	03:53	38:53	RC	Business & Economics	Difficult	👍	👍
3	✓	01:07	37:46	RC	Business & Economics	Easy	👍	👍
4	✓	00:39	37:07	RC	Business & Economics	Difficult	👍	👍
5	✓	02:44	34:23	CR	Explanation	Easy	👍	👍
6	✓	00:45	34:08	CR	Inference	Difficult	👍	👍

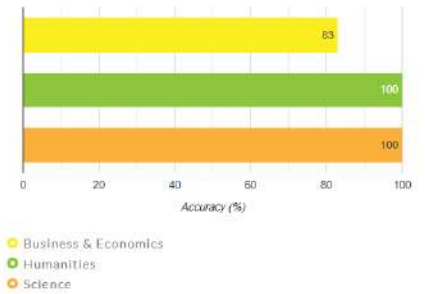
Mistakes: Verbal



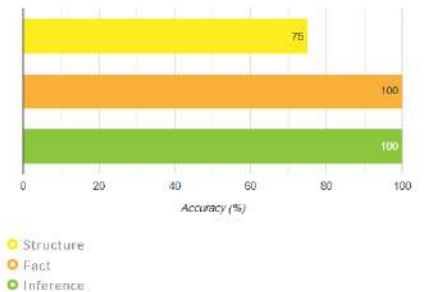
Topicwise Accuracy: CR



Contextual Accuracy: RC



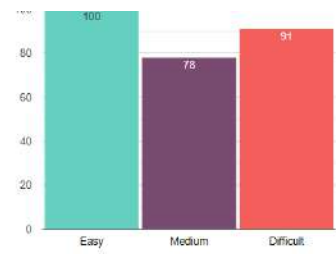
Question Types Accuracy: RC



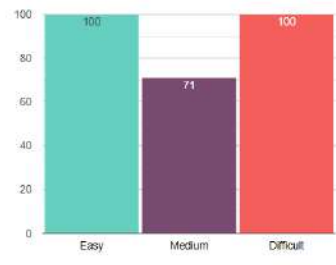
Accuracy Vs. Difficulty: Verbal



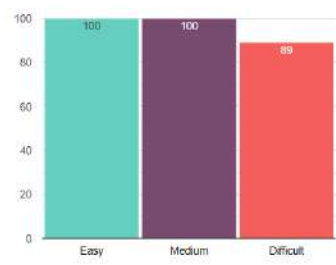
Q#	TIME	STATUS	TYPE	TOPIC	DIFFICULTY
7	05:22	✓	RC	Humanities	Medium
8	02:02	✓	RC	Humanities	Difficult
9	00:52	✓	RC	Humanities	Difficult
10	02:40	✓	CR	Strengthening	Medium
11	03:49	✓	CR	Boldface	Difficult
12	03:49	✓	RC	Business & Economics	Medium
13	00:57	✓	RC	Business & Economics	Easy
14	00:44	✓	RC	Business & Economics	Difficult
15	03:05	✗	CR	Assumption	Medium
16	02:28	✗	CR	Strengthening	Medium
17	02:42	✓	RC	Science	Difficult
18	00:30	✓	RC	Science	Difficult
19	00:28	✓	RC	Science	Easy
20	00:17	✓	RC	Science	Difficult
21	00:51	✓	CR	Weakening	Easy
22	00:41	✓	CR	Inference	Medium
23	00:20	✓	CR	Para Completion	Medium



Accuracy vs. Difficulty: CR



Accuracy vs. Difficulty: RC



Review the Verbal Section

TIME MANAGEMENT



SLOWEST 33% OF THE TEST

QUANTITATIVE

Q#	TIME	STATUS	TYPE	TOPIC
15	04:19	✓	PS	Numbers
13	03:18	✓	PS	Ratios and Proportion
2	02:59	✓	PS	Numbers
3	02:53	✗	PS	Functions
6	02:28	✓	PS	Sets
18	02:28	✓	PS	Algebraic Equations
14	02:23	✓	PS	Time Speed and Work
10	02:16	✓	PS	Algebraic Equations

VERBAL

Q#	TIME	STATUS	TYPE	TOPIC
7	05:23	✓	RC	Humanities
2	03:53	✗	RC	Business & Economics
12	03:49	✓	RC	Business & Economics
11	03:49	✓	CR	Boldface
15	03:05	✗	CR	Assumption
6	02:45	✓	CR	Inference
5	02:45	✓	CR	Explanation
17	02:42	✓	RC	Science

DATA INSIGHTS

Q#	TIME	STATUS	TYPE	TOPIC
4	05:22	✗	TA	Table Analysis
6	04:46	✓	MSR	Multi Source Reasoning
5	04:17	✓	TPA	Two Part Analysis
1	04:01	✓	TPA	Two Part Analysis
9	03:59	✗	TPA	Two Part Analysis
3	03:20	✓	GI	Graphics Interpretation
2	03:02	✗	DS	Numbers
7	03:00	✗	MSR	Multi Source Reasoning



FASTEST 33% OF THE TEST

QUANTITATIVE

VERBAL

DATA INSIGHTS

Q#	TIME		TYPE	TOPIC
5	00:24	✓	PS	Numbers
9	00:56	✓	PS	Percentages and Mixtures
12	01:04	✓	PS	Algebraic Equations
16	01:19	✓	PS	Functions
11	01:24	✓	PS	Numbers
7	01:24	✓	PS	Statistics
21	01:29	✓	PS	Percentages and Mixtures
19	01:29	✓	PS	Permutations and Combinations

Q#	TIME		TYPE	TOPIC
20	00:17	✓	RC	Science
23	00:20	✓	CR	Para Completion
19	00:28	✓	RC	Science
18	00:30	✓	RC	Science
4	00:39	✓	RC	Business & Economics
22	00:41	✓	CR	Inference
14	00:44	✓	RC	Business & Economics
21	00:51	✓	CR	Weakening

Q#	TIME		TYPE	TOPIC
17	00:09	✗	MSR	Multi Source Reasoning
16	00:09	✓	MSR	Multi Source Reasoning
15	00:09	✗	MSR	Multi Source Reasoning
20	00:20	✗	DS	Graphics Interpretation
19	00:58	✗	GI	Graphics Interpretation
11	01:05	✓	GI	Graphics Interpretation
13	01:08	✓	DS	Ratios and Proportion
14	01:13	✗	TA	Table Analysis

TOTAL TIME(8 Qs) 09:29

ACCURACY 100%

TOTAL TIME(8 Qs) 04:30

ACCURACY 100%

TOTAL TIME(8 Qs) 05:11

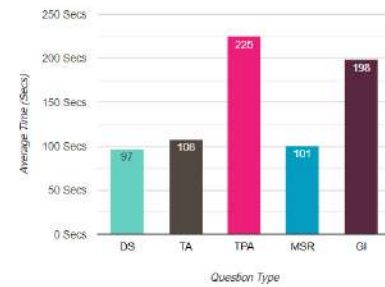
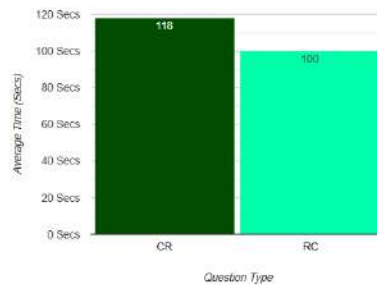
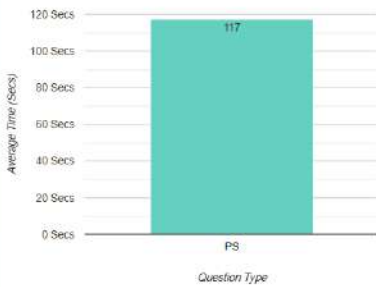
ACCURACY 38%

AVERAGE TIME VS. QUESTION TYPE

TIME PER QUESTION: QUANT

TIME PER QUESTION: VERBAL

TIME PER QUESTION: DATA INSIGHTS

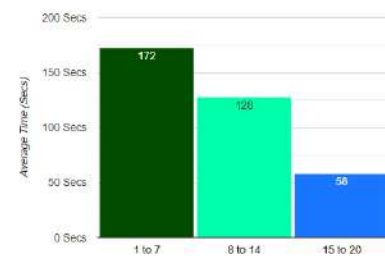
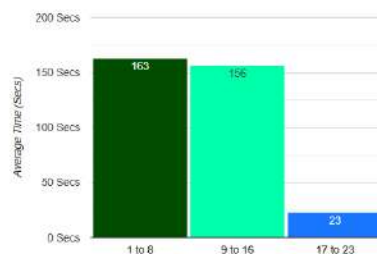
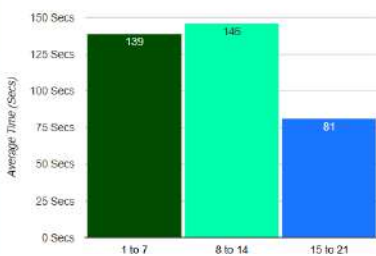


AVERAGE TIME VS. QUESTION #

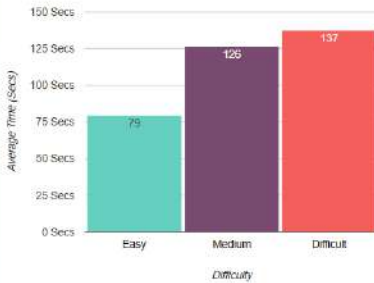
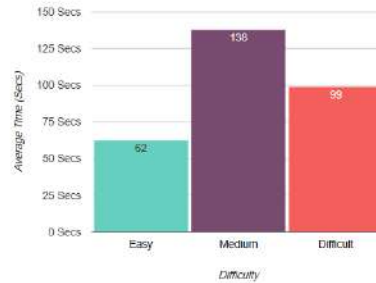
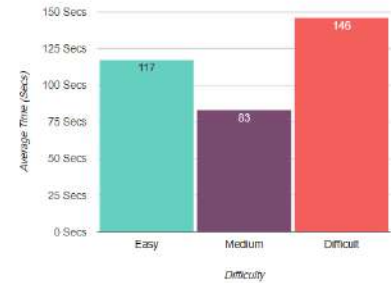
TIME PER QUESTION VS. QUESTION #: QUANT

TIME PER QUESTION VS. QUESTION #: VERBAL

TIME PER QUESTION VS. QUESTION #: DATA INSIGHTS



AVERAGE TIME VS. DIFFICULTY LEVEL

TIME PER QUESTION VS. DIFFICULTY:
QUANTTIME PER QUESTION VS. DIFFICULTY:
VERBALTIME PER QUESTION VS. DIFFICULTY:
DATA INSIGHTS

In Media

Resources

Free GMAT Mobile App- Android
Free GMAT Mobile App- iOS
YouTube Channel
Blog
Stepwise Prints: MBA Admissions
Careers after MBA
MBA Specializations
MBA Rankings
Admission Details: top 150 B-Schools
All about GMAT
GMAT Related Articles

Admission Consulting

MBA Admission Consulting
MBA Interview Preparation
MS Admission Consulting
MM Admission Consulting
MSc Admission Consulting
MIS Admission Consulting
BS Admission Consulting
EMBA Admission Consulting
ISB Admissions Consulting

GMAT Prep

GMAT Online Preparation
GMAT Crash Course
GMAT Sessions in Noida
15 GMAT Mock Tests
Free Trial- GMAT Online Prep
GMAT Apps- iOS, Android

Bundle

GMAT Prep & Admission Consulting Bundle

Stepwise Prints: MBA
Admissions

Why a Global MBA
All About GMAT Exam
Funding The MBA
Schools Shortlisting
Applications Essays
Recommendation Letters
TOEFL
Forwarding Scores
Transcripts
Resume
Interviews
Scholarships
Visa Process

Company

Founder's Message
CSR
Media
Testimonials
Reviews
Deferral Policy
No Refund Policy
Privacy Policy
IP Policy
Terms and Conditions

Opportunities

Creative Writing Jobs
Careers

Contact Us

1030 -1830 Hrs IST, Mon-Sat
+918800283800 (IND)
+919289225562 (IND)
support@expertsglobal.com

 YOUR EMAIL ADDRESS

 MOBILE NUMBER

 HOW DID YOU HEAR ABOUT US?

 MESSAGE



STAY IN TOUCH    